

LIBERTY PR CONTACTS

Alesia Howard

ahoward@nyliberty.com • 646.690.5484

Bryan Flannery

bflannery@nyliberty.com • 646.690.5490

2021 SCHEDULE/RESULTS (6-4, 3-3)

MAY

| | | |
|---------|---------------|-----------|
| FRI. 14 | INDIANA | W, 90-87 |
| SUN. 16 | AT INDIANA | W, 73-65 |
| TUE. 18 | MINNESOTA | W, 86-75 |
| FRI. 21 | AT WASHINGTON | L, 72-101 |
| SUN. 23 | AT CHICAGO | W, 93-85 |
| MON. 24 | DALLAS | W, 88-81 |
| SAT. 29 | ATLANTA | L, 87-90 |

JUNE

| | | |
|---------|----------------|----------|
| THU. 3 | LAS VEGAS | L, 82-94 |
| SAT. 5 | AT CONNECTICUT | L, 64-85 |
| SUN. 13 | AT PHOENIX | W, 85-83 |
| TUE. 15 | AT LAS VEGAS | 7:00 PM |
| THU. 17 | AT LAS VEGAS | 7:00 PM |
| SUN. 20 | AT LOS ANGELES | 1:00 PM |
| TUE. 22 | CHICAGO | 7:00 PM |
| THU. 24 | CHICAGO | 7:00 PM |
| SAT. 26 | AT ATLANTA | 7:00 PM |
| TUE. 29 | AT ATLANTA | 7:00 PM |

JULY

| | | |
|---------|-------------|---------|
| SAT. 3 | WASHINGTON | 1:00 PM |
| MON. 5 | DALLAS | 7:00 PM |
| FRI. 9 | AT INDIANA | 7:00 PM |
| SUN. 11 | CONNECTICUT | 2:00 PM |

AUGUST

| | | |
|---------|--------------|---------|
| SUN. 15 | AT MINNESOTA | 6:00 PM |
| WED. 18 | SEATTLE | 7:00 PM |
| FRI. 20 | SEATTLE | 7:00 PM |
| SUN. 22 | LOS ANGELES | 2:00 PM |
| WED. 25 | PHOENIX | 7:00 PM |
| FRI. 27 | PHOENIX | 8:00 PM |
| TUE. 31 | AT MINNESOTA | 7:00 PM |

SEPTEMBER

| | | |
|---------|----------------|---------|
| THU. 2 | AT SEATTLE | 7:00 PM |
| SAT. 11 | AT DALLAS | 7:00 PM |
| WED. 15 | AT CONNECTICUT | 7:00 PM |
| FRI. 17 | WASHINGTON | 7:00 PM |

*COMMISSIONER'S CUP

ALL TIMES LOCAL

PRONUNCIATION GUIDE

| | |
|--------------------|--------------------------------|
| Jacki Gemelos | Gym-el-us |
| Reshanda Gray | REE-shawn-da |
| Sabrina Ionescu | yo-NESS-coo |
| Betnijah Laney | buh-NYE-juh |
| Leaonna Odom | Lee-AH-nah |
| Michaela Onyenwere | Oh-nyeh-way-day |
| Kylee Shook | "We SHOOK hands ... pre-COVID" |
| Sami Whitcomb | Whit-come |

NEXT UP

GAME #12:

AT LAS VEGAS
ACES (8-3)

THURSDAY, JUNE
15

10 P.M. ET

TV: CBSSN



GAME 11: NEW YORK LIBERTY VS. LAS VEGAS ACES AWAY GAME #6



NEW YORK LIBERTY (6-4)

VS.

LAS VEGAS ACES (8-3)

Tuesday, June 15, 2021 • 10:00 PM ET

Michelob Ultra Arena (Las Vegas, NV)

ESPN3, MyLVTV

EXPLORER EDITION UNIFORMS



2021 RESULTS VS. OPPONENT (0-1)

6/3/21.....at New York.....L, 82-94

LIBERTY INJURY REPORT

Sabrina Ionescu (L. Ankle Tendinitis) - DOUBTFUL

Natasha Howard (L. Knee) - OUT

Jocelyn Willoughby (L. Achilles) - OUT FOR SEASON

| 2021 | PPG | OPP. PPG | FG% | OPP FG% | 3PT% | OPP 3PT% | FT% | RPG | APG | STL | TO | BLK |
|------|------|----------|------|---------|------|----------|------|------|------|-----|------|-----|
| NY | 81.7 | 84.8 | 43.8 | 41.9 | 41.4 | 30.7 | 82.2 | 33.7 | 21.2 | 6.3 | 17.3 | 4.2 |
| LV | 89.3 | 79.7 | 47.8 | 40.3 | 34.2 | 29.4 | 83.6 | 36.3 | 20.2 | 6.8 | 11.5 | 5.6 |

LAST GAME STARTERS

[SF] REBECCA ALLEN

#9 • AUSTRALIA (5th Season) • 6-2

| 2021 Averages | Notables | Last Game |
|-------------------------------|--|------------------------------------|
| 8.2 PPG 3.2 RPG 0.9 APG | Made first start of 2021 on June 13 against Phoenix. | 7 points 5 rebounds 1 assist |

[PF] MICHAELA ONYENWERE

#12 • UCLA (Rookie) • 6-0

| 2021 Averages | Notables | Last Game |
|--------------------------------|--|------------------------|
| 10.6 PPG 3.1 RPG 0.5 APG | Leading all rookies in MPG, PPG, RPG, FG% AND FT%. | 3 points 3 rebounds |

[C] KYLEE SHOOK

#24 • LOUISVILLE (2nd Season) • 6-4

| 2021 Averages | Notables | Last Game |
|-------------------------------|--|-------------------------|
| 5.9 PPG 3.5 RPG 1.7 APG | Recorded 10+ points for the third time this season in New York's win on June 13. | 10 points 5 rebounds |

[SG] BETNIJAH LANEY

#44 • RUTGERS (5th Season) • 6-0

| 2021 Averages | Notables | Last Game |
|--------------------------------|--|---------------------------------------|
| 21.0 PPG 4.2 RPG 5.4 APG | Laney has totaled nine 20+ point games through 10 games in 2021. | 23 points 7 rebounds 10 assists |

[PG] SAMI WHITCOMB

#32 • WASHINGTON (5th Season) • 5-10

| 2021 Averages | Notables | Last Game |
|--------------------------------|---|--------------------------------------|
| 10.9 PPG 5.1 RPG 2.8 APG | Ranks 3rd in WNBA in three-point field goals made (28). | 14 points 3 rebounds 6 assists |

LIBERTY 2021 RECORD BREAKDOWN

| 2021 | RECORD | HOME | AWAY | OT |
|---------|--------|------|------|-----|
| OVERALL | 6-4 | 3-2 | 3-2 | 0-1 |
| EASTERN | 3-3 | 1-1 | 2-2 | 0-1 |
| WESTERN | 3-1 | 2-1 | 1-0 | 0-0 |



2021 NEW YORK LIBERTY ROSTER

ALPHABETICAL

| No. | Name | Pos | Ht. | Wt. | DOB | EXP | College/Country |
|-----|--------------------|-----|------|-----|------------|-----|----------------------|
| 9 | Rebecca Allen | F | 6-2 | 162 | 11/06/1992 | 5 | Australia |
| 1 | Reshanda Gray | F | 6-2 | 192 | 06/03/1993 | 4 | California/USA |
| 6 | Natasha Howard | F | 6-2 | 165 | 09/02/1991 | 7 | Florida State/USA |
| 20 | Sabrina Ionescu | G | 5-11 | 165 | 12/06/1997 | 1 | Oregon/USA |
| 4 | Jazmine Jones | G | 6-0 | 160 | 10/16/1996 | 1 | Louisville/USA |
| 44 | Betnijah Laney | G-F | 6-0 | 166 | 10/29/1993 | 5 | Rutgers/USA |
| 0 | Leaonna Odom | F | 6-2 | 168 | 03/26/1998 | 1 | Duke/USA |
| 12 | Michaela Onyenwere | F | 6-0 | 164 | 08/10/1999 | R | UCLA/USA |
| 2 | DiDi Richards | G-F | 6-2 | 178 | 02/08/1999 | R | Baylor/USA |
| 24 | Kylee Shook | F | 6-4 | 200 | 04/18/1998 | 1 | Louisville/USA |
| 41 | Kiah Stokes | C | 6-3 | 191 | 04/30/1993 | 5 | Connecticut/USA |
| 32 | Sami Whitcomb | G | 5-10 | 145 | 07/20/1988 | 4 | Washington/Australia |
| 13 | Jocelyn Willoughby | F-G | 6-0 | 180 | 04/25/1998 | 1 | Virginia/USA |

General Manager
Head Coach
Assistant Coach
Assistant Coach
Assistant Coach
Head Athletic Trainer

Jonathan Kolb
Walt Hopkins
Dustin Gray
Shelley Patterson
Jacki Gemelos
Theresa Acosta

NUMERICAL

| No. | Name | Pos | Ht. | Wt. | DOB | EXP | College/Country |
|-----|--------------------|-----|------|-----|------------|-----|----------------------|
| 0 | Leaonna Odom | F | 6-2 | 168 | 03/26/1998 | 1 | Duke/USA |
| 1 | Reshanda Gray | F | 6-2 | 192 | 06/03/1993 | 4 | California/USA |
| 2 | DiDi Richards | G-F | 6-2 | 164 | 02/08/1999 | R | Baylor/USA |
| 4 | Jazmine Jones | G | 6-0 | 160 | 10/15/1996 | 1 | Louisville /USA |
| 6 | Natasha Howard | F | 6-2 | 165 | 09/02/1991 | 7 | Florida State/USA |
| 9 | Rebecca Allen | F | 6-2 | 162 | 11/06/1992 | 5 | Australia |
| 12 | Michaela Onyenwere | F | 6-0 | 178 | 08/10/1999 | R | UCLA/USA |
| 13 | Jocelyn Willoughby | F-G | 6-0 | 180 | 03/25/1998 | 1 | Virginia/USA |
| 20 | Sabrina Ionescu | G | 5-11 | 165 | 12/06/1997 | 1 | Oregon/USA |
| 24 | Kylee Shook | F | 6-4 | 200 | 03/18/1998 | 1 | Louisville/USA |
| 32 | Sami Whitcomb | G | 5-10 | 145 | 07/20/1988 | 4 | Washington/Australia |
| 41 | Kiah Stokes | C | 6-3 | 191 | 03/30/1993 | 5 | Connecticut/USA |
| 44 | Betnijah Laney | G-F | 6-0 | 166 | 10/29/1993 | 5 | Rutgers/USA |

LIBERTY PRONOUN & PRONUNCIATION GUIDE

PRONOUN GUIDE

| No. | Name | Pronouns |
|-----|-----------------------|----------------------------------|
| 9 | Rebecca Allen | she/her/hers |
| 1 | Reshanda Gray | she/her/hers |
| 6 | Natasha Howard | she/her/hers |
| 20 | Sabrina Ionescu | she/her/hers |
| 4 | Jazmine Jones | she/her/hers |
| 44 | Betnijah Laney | she/her/hers |
| 0 | Leaonna Odom | she/her/hers |
| 12 | Michaela Onyenwere | she/her/hers |
| 2 | DiDi Richards | she/her/hers |
| 24 | Kylee Shook | she/her/hers |
| 41 | Kiah Stokes | she/her/hers |
| 32 | Sami Whitcomb | she/her/hers |
| 13 | Jocelyn Willoughby | she/her/hers |
| | General Manager | Jonathan Kolb (he/him/his) |
| | Head Coach | Walt Hopkins (he/him/his) |
| | Assistant Coach | Shelley Patterson (she/her/hers) |
| | Assistant Coach | Dustin Gray (he/him/his) |
| | Assistant Coach | Jacki Gemelos (she/her/hers) |
| | Head Athletic Trainer | Theresa Acosta (she/her/hers) |

PRONUNCIATION GUIDE

| | |
|--------------------|---------------------------------------|
| Jacki Gemelos | Gym-el-us |
| Reshanda Gray | REE-shawn-da |
| Sabrina Ionescu | yo-NESS-coo |
| Betnijah Laney | buh-NAI-juh |
| Leaonna Odom | Lee-AH-nah |
| Michaela Onyenwere | Own-yen-way-day |
| Kylee Shook | "We SHOOK hands ... pre-COVID" |
| Sami Whitcomb | Whit-come |

LIBERTY LAST GAME QUICK HITS

In the first matchup in a four-game road trip, the New York Liberty (6-4) outlasted the Phoenix Mercury (5-6), 85-83, ending their three-game skid.

With 28 points contributed from the bench, the Liberty led by as many as 17 points in the first half to get their first victory over the Mercury since July 5, 2019.

The visiting Liberty led by 12 at halftime. Thanks to a 9-0 run by the Mercury less than two minutes into the third quarter, Phoenix cut the lead to three. The Mercury eventually tied the game at 51 with a layup by **Kia Nurse** with 5:38 on the third quarter clock. Despite being outscored 25-19 in the third, New York maintained a six-point lead heading into the final frame.

A narrow two-point lead with 5:50 remaining in the fourth, despite several efforts from Phoenix, New York held onto the lead and secured their first win since May 24.

In a contest that saw seven lead changes and four ties, New York finished with 18 team assists. The team also totaled 36 rebounds, 7 steals, and a season-low 10 turnovers.

The Liberty tallied 32 points in the paint, the same amount as the Mercury, and converted on 6 fast break points.

New York finished on 42.1% (32-76) shooting from the field, 31.3% (10-32) from beyond the arc and 78.6% (11-14) at the free throw line.

Four Liberty players scored in double figures in today's game (Laney, Jones, Whitcomb, Shook).

Betnijah Laney led all Liberty scorers with 23 points on 47.4% (9-19) shooting from the field and 33.3% (3-9) shooting from beyond the arc. Laney added 10 assists (game-high) and 7 rebounds, her second double-double of the season. She totaled a game-high 17 first half points on 70% (7-10) shooting from the field and 75% (3-4) from three. Sunday's performance was Betnijah's ninth 20+ game of the 2021 season, and the just fifth time in WNBA history a player has recorded 20+ points, 10+ assists, 7+ rebounds and just one turnover.

Jazmine Jones added a season-high 16 points (14 in fourth quarter) on 46.2% (6-13) shooting from the field and 100% (1-1) shooting from beyond the arc. Jones also added a season-high 7 rebounds.

In her first start this season, **Rebecca Allen** added 7 points on 33.3% (3-9) shooting from the field, 5 rebounds, and 3 steals including the game-winning swipe on the final possession.

Sami Whitcomb recorded 14 points on 50.0% (5-10) from the field, 42.9% (3-7) from deep, 6 assists, and 3 steals.

Kylee Shook notched 10 points on 57.1% (4-7) from the field, 66.7% (2-3) from deep, and 5 rebounds.

Reshanda Gray totaled 8 points on 42.9% (3-7) from the field and 5 boards in her return to the Liberty's frontcourt. New York improved to 3-0 with Gray on the 2021 season.

LIBERTY LAST GAME BOX SCORE

WOMEN'S NATIONAL BASKETBALL ASSOCIATION

OFFICIAL SCORER'S REPORT FINAL BOX

Sunday, June 13, 2021 Phoenix Suns Arena, Phoenix, AZ
Officials: #18 Kurt Walker, #2 Tiffany Bird, #76 Toni Patillo

Game Duration: 1:57
Attendance: 4476

VISITOR: New York Liberty (6-4)

| | POS | MIN | FG | FGA | 3P | 3PA | FT | FTA | OR | DR | TOT | A | PF | ST | TO | BS | +/- | PTS |
|-----------------------|-----|-------|---|-----|-------|-----|-------|-----|-----------|----|--------------------|----|----|----|----|----|-----|-----|
| 9 Rebecca Allen | F | 24:08 | 3 | 9 | 1 | 5 | 0 | 0 | 2 | 3 | 5 | 1 | 4 | 3 | 2 | 0 | -10 | 7 |
| 12 Michaela Onyenwere | F | 20:23 | 0 | 7 | 0 | 3 | 3 | 3 | 0 | 3 | 3 | 0 | 2 | 0 | 1 | 1 | 3 | 3 |
| 24 Kylee Shook | C | 22:21 | 4 | 7 | 2 | 3 | 0 | 0 | 1 | 4 | 5 | 0 | 1 | 1 | 1 | 1 | 0 | 10 |
| 44 Betnijah Laney | G | 36:16 | 9 | 19 | 3 | 9 | 2 | 2 | 1 | 6 | 7 | 10 | 1 | 0 | 1 | 0 | 2 | 23 |
| 32 Sami Whitcomb | G | 34:39 | 5 | 10 | 3 | 7 | 1 | 2 | 0 | 3 | 3 | 6 | 2 | 3 | 3 | 1 | -8 | 14 |
| 1 Reshanda Gray | | 17:39 | 3 | 7 | 0 | 2 | 2 | 3 | 0 | 5 | 5 | 0 | 5 | 0 | 1 | 0 | 2 | 8 |
| 0 Leaonna Odom | | 14:21 | 2 | 3 | 0 | 1 | 0 | 0 | 0 | 1 | 1 | 0 | 2 | 0 | 0 | 0 | 15 | 4 |
| 4 Jazmine Jones | | 21:27 | 6 | 13 | 1 | 1 | 3 | 4 | 3 | 4 | 7 | 1 | 4 | 0 | 1 | 0 | 10 | 16 |
| 2 DiDi Richards | | 08:46 | 0 | 1 | 0 | 1 | 0 | 0 | 0 | 0 | 0 | 0 | 1 | 0 | 0 | 0 | -4 | 0 |
| 6 Natasha Howard | | | DND - Injury/Illness - Left Knee | | | | | | | | | | | | | | | |
| 20 Sabrina Ionescu | | | DND - Left Ankle Tendinitis | | | | | | | | | | | | | | | |
| 41 Kiah Stokes | | | NWT - Not With Team - Overseas commitment | | | | | | | | | | | | | | | |
| 13 Jocelyn Willoughby | | | NWT - Not With Team - Left Achilles | | | | | | | | | | | | | | | |
| 200:00 | | | 32 | 76 | 10 | 32 | 11 | 14 | 7 | 29 | 36 | 18 | 22 | 7 | 10 | 3 | 2 | 85 |
| | | | 42.1% | | 31.2% | | 78.6% | | TM REB: 5 | | TOT TO: 10 (9 PTS) | | | | | | | |

HOME: PHOENIX MERCURY (5-6)

| | POS | MIN | FG | FGA | 3P | 3PA | FT | FTA | OR | DR | TOT | A | PF | ST | TO | BS | +/- | PTS |
|------------------------|-----|-------|-----------------------------------|-----|-------|-----|-------|-----|-----------|----|--------------------|----|----|----|----|----|-----|-----|
| 0 Kia Nurse | F | 28:31 | 3 | 15 | 0 | 8 | 3 | 4 | 1 | 1 | 2 | 4 | 1 | 2 | 1 | 0 | 13 | 9 |
| 21 Brianna Turner | F | 35:53 | 3 | 3 | 0 | 0 | 3 | 4 | 1 | 7 | 8 | 1 | 2 | 1 | 1 | 0 | 3 | 9 |
| 42 Brittney Griner | C | 33:26 | 10 | 16 | 1 | 1 | 8 | 8 | 3 | 11 | 14 | 0 | 3 | 1 | 6 | 2 | 7 | 29 |
| 2 Megan Walker | G | 30:57 | 2 | 9 | 1 | 4 | 1 | 2 | 1 | 3 | 4 | 3 | 4 | 0 | 1 | 1 | 5 | 6 |
| 4 Skylar Diggins-Smith | G | 36:26 | 6 | 16 | 2 | 7 | 11 | 13 | 1 | 5 | 6 | 5 | 3 | 0 | 3 | 1 | 4 | 25 |
| 1 Kia Vaughn | | 06:34 | 0 | 0 | 0 | 0 | 0 | 0 | 0 | 2 | 2 | 0 | 0 | 0 | 1 | 0 | -9 | 0 |
| 5 Shey Peddy | | 08:01 | 0 | 3 | 0 | 1 | 2 | 2 | 1 | 2 | 3 | 2 | 1 | 0 | 0 | 0 | -14 | 2 |
| 9 Sophie Cunningham | | 16:05 | 1 | 3 | 1 | 3 | 0 | 0 | 0 | 2 | 2 | 1 | 1 | 0 | 1 | 0 | -14 | 3 |
| 11 Alanna Smith | | 04:07 | 0 | 0 | 0 | 0 | 0 | 0 | 0 | 1 | 1 | 0 | 1 | 0 | 1 | 0 | -5 | 0 |
| 20 Haley Gorecki | | | DNP - Coach's decision | | | | | | | | | | | | | | | |
| 14 Bria Hartley | | | DND - Injury/Illness - Right Knee | | | | | | | | | | | | | | | |
| 3 Diana Taurasi | | | DND - Injury/Illness - Sternum | | | | | | | | | | | | | | | |
| 200:00 | | | 25 | 65 | 5 | 24 | 28 | 33 | 8 | 34 | 42 | 16 | 16 | 4 | 15 | 4 | -2 | 83 |
| | | | 38.5% | | 20.8% | | 84.8% | | TM REB: 9 | | TOT TO: 15 (9 PTS) | | | | | | | |

| SCORE BY PERIOD | 1 | 2 | 3 | 4 | FINAL |
|-----------------|----|----|----|----|-------|
| Liberty | 26 | 22 | 19 | 18 | 85 |
| MERCURY | 14 | 22 | 25 | 22 | 83 |

Inactive: Liberty -

Inactive: Mercury -

Points in the Paint: Liberty 32 (16/30), MERCURY 32 (16/33) Biggest Lead: Liberty 17, MERCURY 3

2nd Chance Points: Liberty 5 (2/7), MERCURY 7 (2/8) Lead Changes: 7

Fast Break Points: Liberty 6 (3/6), MERCURY 5 (1/6) Times Tied: 4

Technical fouls - Individual

Liberty (1): Whitcomb 3:41 3rd

MERCURY (0): NONE

LIBERTY 2021 OVERALL STATISTICS



Through June 13 (6-4)

NEW YORK LIBERTY

2021 REGULAR SEASON STATISTICS

| PLAYER | | | | -FIELD GOALS- | | | -3-POINT | | | FG-- | | | -FREE THROWS- | | | --REBOUNDS-- | | | | | | | |
|-----------|----|----|-----|---------------|-----|------|----------|-----|------|------|-----|------|---------------|-----|-----|--------------|----|----|-----|----|-----|-----|------|
| | G | GS | MIN | FG | FGA | PCT | FG | FGA | PCT | FT | FTA | PCT | OFF | DEF | TOT | AST | PF | DQ | STL | TO | BLK | PTS | AVG |
| Laney | 10 | 10 | 350 | 77 | 158 | .487 | 16 | 42 | .381 | 40 | 48 | .833 | 6 | 36 | 42 | 54 | 26 | 0 | 6 | 38 | 1 | 210 | 21.0 |
| Howard | 2 | 2 | 44 | 10 | 18 | .556 | 2 | 3 | .667 | 7 | 8 | .875 | 5 | 8 | 13 | 4 | 5 | 0 | 0 | 10 | 0 | 29 | 14.5 |
| Ionescu | 9 | 9 | 300 | 36 | 101 | .356 | 22 | 53 | .415 | 29 | 33 | .879 | 8 | 50 | 58 | 64 | 19 | 0 | 4 | 32 | 6 | 123 | 13.7 |
| Whitcomb | 10 | 10 | 292 | 39 | 78 | .500 | 28 | 59 | .475 | 3 | 5 | .600 | 1 | 50 | 51 | 28 | 14 | 0 | 14 | 15 | 6 | 109 | 10.9 |
| Onyenwere | 10 | 10 | 230 | 37 | 91 | .407 | 18 | 43 | .419 | 14 | 16 | .875 | 9 | 22 | 31 | 5 | 24 | 0 | 4 | 8 | 5 | 106 | 10.6 |
| Allen | 9 | 1 | 178 | 27 | 82 | .329 | 12 | 43 | .279 | 8 | 10 | .800 | 7 | 22 | 29 | 8 | 18 | 0 | 14 | 9 | 8 | 74 | 8.2 |
| Shook | 10 | 8 | 201 | 26 | 61 | .426 | 7 | 18 | .389 | 0 | 0 | --- | 6 | 29 | 35 | 17 | 17 | 0 | 5 | 9 | 6 | 59 | 5.9 |
| Odom | 3 | 0 | 40 | 7 | 9 | .778 | 2 | 4 | .500 | 0 | 0 | --- | 1 | 2 | 3 | 1 | 7 | 0 | 1 | 3 | 2 | 16 | 5.3 |
| Jones | 10 | 0 | 152 | 18 | 44 | .409 | 4 | 9 | .444 | 11 | 14 | .786 | 6 | 22 | 28 | 14 | 25 | 0 | 4 | 19 | 4 | 51 | 5.1 |
| Gray | 3 | 0 | 41 | 6 | 12 | .500 | 0 | 2 | .000 | 3 | 5 | .600 | 1 | 9 | 10 | 0 | 13 | 0 | 1 | 5 | 0 | 15 | 5.0 |
| Stokes | 6 | 0 | 107 | 6 | 9 | .667 | 1 | 2 | .500 | 0 | 0 | --- | 7 | 23 | 30 | 4 | 9 | 0 | 4 | 3 | 2 | 13 | 2.2 |
| Richards | 10 | 0 | 83 | 6 | 14 | .429 | 1 | 3 | .333 | 2 | 4 | .500 | 3 | 6 | 9 | 9 | 6 | 0 | 7 | 6 | 1 | 15 | 1.5 |

| | | | | | | | | | | | | | | | | | | | | | | | |
|-----------|----|---|------|-----|-----|------|-----|-----|------|-----|-----|------|-----|-----|-----|-----|-----|---|----|-----|----|-----|------|
| LIBERTY | 10 | - | 2025 | 295 | 677 | .436 | 113 | 281 | .402 | 117 | 143 | .818 | 60 | 279 | 339 | 209 | 185 | 0 | 64 | 166 | 41 | 820 | 82.0 |
| OPPONENTS | 10 | - | 2025 | 315 | 757 | .416 | 60 | 203 | .296 | 156 | 195 | .800 | 107 | 288 | 395 | 186 | 182 | 0 | 70 | 134 | 40 | 846 | 84.6 |

| | -- SINGLE-GAME HIGHS -- | | | | | | | ----- AVERAGE PER GAME ----- | | | | | | | -CAREER HIGHS (C=SET, T=TIED THIS SEASON)- | | | | | | | | | |
|-----------|-------------------------|-----|-----|----|----|----|-----|------------------------------|-----|-----|------|-----|------|------|--|-----|-----|-----|-----|-----|-----|--|--|--|
| PLAYER | MIN | REB | AST | ST | TO | BL | PTS | MIN | REB | AST | STL | TO | BLK | PTS | FG | FGA | FT | FTA | REB | AST | PTS | | | |
| Laney | 41 | 7 | 11 | 2 | 7 | 1 | 30 | 35.0 | 4.2 | 5.4 | 0.60 | 3.8 | 0.10 | 21.0 | 14 | 24 | 12C | 12C | 11 | 11T | 35 | | | |
| Howard | 22 | 7 | 3 | 0 | 6 | 0 | 17 | 21.8 | 6.5 | 2.0 | 0.00 | 5.0 | 0.00 | 14.5 | 12 | 21 | 8 | 11 | 16 | 5 | 33 | | | |
| Ionescu | 39 | 10 | 12 | 1 | 8 | 3 | 26 | 33.4 | 6.4 | 7.1 | 0.44 | 3.6 | 0.67 | 13.7 | 11 | 20 | 8C | 9C | 10C | 12C | 33 | | | |
| Whitcomb | 35 | 8 | 6 | 4 | 3 | 2 | 19 | 29.2 | 5.1 | 2.8 | 1.40 | 1.5 | 0.60 | 10.9 | 7 | 14 | 4 | 4 | 8C | 8 | 22 | | | |
| Onyenwere | 39 | 5 | 2 | 1 | 2 | 1 | 29 | 23.0 | 3.1 | 0.5 | 0.40 | 0.8 | 0.50 | 10.6 | 10C | 22C | 3C | 4C | 5C | 2C | 29C | | | |
| Allen | 25 | 5 | 2 | 3 | 2 | 3 | 16 | 19.7 | 3.2 | 0.9 | 1.56 | 1.0 | 0.89 | 8.2 | 11 | 16C | 4T | 5C | 9 | 4 | 28 | | | |
| Shook | 28 | 7 | 3 | 1 | 3 | 2 | 11 | 20.1 | 3.5 | 1.7 | 0.50 | 0.9 | 0.60 | 5.9 | 5C | 9 | 3 | 4 | 7C | 3C | 11C | | | |
| Odom | 14 | 1 | 1 | 1 | 2 | 1 | 7 | 13.2 | 1.0 | 0.3 | 0.33 | 1.0 | 0.67 | 5.3 | 10 | 12 | 4 | 4 | 7 | 3 | 20 | | | |
| Jones | 24 | 7 | 3 | 2 | 3 | 1 | 16 | 15.2 | 2.8 | 1.4 | 0.40 | 1.9 | 0.40 | 5.1 | 8 | 16 | 7 | 10 | 10 | 6 | 24 | | | |
| Gray | 18 | 5 | 0 | 1 | 3 | 0 | 8 | 13.7 | 3.3 | 0.0 | 0.33 | 1.7 | 0.00 | 5.0 | 9 | 12 | 6 | 8 | 15 | 2 | 22 | | | |
| Stokes | 32 | 13 | 3 | 2 | 1 | 1 | 5 | 17.8 | 5.0 | 0.7 | 0.67 | 0.5 | 0.33 | 2.2 | 6 | 12 | 11 | 12 | 17 | 4 | 23 | | | |
| Richards | 19 | 3 | 5 | 2 | 1 | 1 | 5 | 8.3 | 0.9 | 0.9 | 0.70 | 0.6 | 0.10 | 1.5 | 2C | 4C | 1C | 2C | 3C | 5C | 5C | | | |

| | | | | | | | | | | | | | | | | | | | | | |
|-----------|-----|----|----|----|----|----|-----|-------|------|------|------|------|------|------|----|----|----|----|----|----|-----|
| LIBERTY | 225 | 40 | 25 | 9 | 23 | 10 | 93 | 202.5 | 33.9 | 20.9 | 6.40 | 16.6 | 4.10 | 82.0 | 41 | 89 | 32 | 41 | 57 | 32 | 107 |
| OPPONENTS | 225 | 45 | 22 | 11 | 21 | 8 | 101 | 202.5 | 39.5 | 18.6 | 7.00 | 13.4 | 4.00 | 84.6 | 42 | 91 | 34 | 42 | 54 | 32 | 105 |

OPPONENT RECAP

LAS VEGAS ACES

2021 RECORD

Record.....8-3
Home.....4-1
Road.....4-2

2020 RECAP

Record.....18-4
Home.....9-2
Road.....9-2
Finish.....1st in Western Conference

2021 SCHEDULE

6/3/21.....at New York.....L, 82-94
6/15/21.....at Las Vegas.....7:00 PM
6/17/21.....at Las Vegas.....7:00 PM

2020 MATCHUPS (0-2)

8/9/20.....at New York.....L, 76-78
8/29/20.....at Las Vegas.....L, 63-80

LIBERTY HISTORY VS. ACES FRANCHISE

All-Time Record.....26-26
Home.....16-11
Away.....10-15
Overtime.....1-1
Postseason.....0-0

LIBERTY

Most Points.....90 at San Antonio (6/11/16)
Fewest Points.....53 at San Antonio (7/25/13)
Largest Victory.....28 (73-45) at San Antonio (8/19/15)
Individual Points.....27, Rebecca Lobo at Utah (8/19/97)

ACES

Most Points.....100 at Las Vegas (6/14/19)
Fewest Points.....45 at San Antonio (8/19/15)
Largest Victory.....35 (100-65) at Las Vegas (6/14/19)
Individual Points.....31, Kayla McBride at San Antonio (8/1/17)

ROSTER

| NUM | PLAYER | POS | HT | WEIGHT | DOB | EXP | FROM |
|-----|------------------|-----|---------|---------|--------------------|--------|----------------|
| 8 | Liz Cambage | C | 6-8 ft | 216 lbs | AUGUST 18, 1991 | 4 yrs | AUSTRALIA |
| 12 | Chelsea Gray | G | 5-11 ft | 170 lbs | OCTOBER 8, 1992 | 6 yrs | DUKE/USA |
| 5 | Dearica Hamby | F | 6-3 ft | 189 lbs | NOVEMBER 6, 1993 | 6 yrs | WAKE FOREST |
| 4 | Joyner Holmes | F | 6-3 ft | 200 lbs | FEBRUARY 22, 1998 | 1 yrs | TEXAS-AUSTIN |
| 35 | Angel McCoughtry | F-G | 6-1 ft | 173 lbs | SEPTEMBER 10, 1986 | 11 yrs | LOUISVILLE |
| 19 | JiSu Park | C | 6-5 ft | 206 lbs | DECEMBER 6, 1998 | 2 yrs | SOUTH KOREA |
| 10 | Kelsey Plum | G | 5-8 ft | 145 lbs | AUGUST 24, 1994 | 3 yrs | WASHINGTON |
| 24 | Destiny Slocum | G | 5-7 ft | 157 lbs | SEPTEMBER 9, 1997 | R | ARKANSAS |
| 2 | Riquna Williams | G | 5-7 ft | 165 lbs | MAY 28, 1990 | 8 yrs | MIAMI |
| 22 | A'ja Wilson | F | 6-4 ft | 195 lbs | AUGUST 8, 1996 | 3 yrs | SOUTH CAROLINA |
| 0 | Jackie Young | G | 6-0 ft | 165 lbs | SEPTEMBER 16, 1997 | 2 yrs | NOTRE DAME |

Head Coach

Bill Laimbeer

Assistant Coach

Tanisha Wright

Assistant Coach

Vanessa Nygaard

Assistant Coach

Sugar Rodgers

OPPONENT LAST GAME BOX SCORE

WOMEN'S NATIONAL BASKETBALL ASSOCIATION

OFFICIAL SCORER'S REPORT FINAL BOX

Sunday, June 13, 2021 Michelob ULTRA Arena, Las Vegas, NV
Officials: #7 Billy Smith, #17 Matt Kallio, #43 Kevin Fahy

Game Duration: 2:08
Attendance: Not Yet Counted

VISITOR: Dallas Wings (5-6)

| | POS | MIN | FG | FGA | 3P | 3PA | FT | FTA | OR | DR | TOT | A | PF | ST | TO | BS | +/- | PTS |
|----------------------|------------------------|-------|-------|-----|-------|-----|-------|-----|------------|----|---------------------|----|----|----|----|----|-----|-----|
| 15 Allisha Gray | F | 09:46 | 1 | 5 | 0 | 0 | 2 | 2 | 2 | 1 | 3 | 0 | 3 | 0 | 0 | 0 | 3 | 4 |
| 0 Satou Sabally | F | 33:17 | 8 | 20 | 2 | 8 | 6 | 6 | 2 | 6 | 8 | 2 | 3 | 0 | 3 | 0 | -4 | 24 |
| 35 Charli Collier | C | 09:32 | 2 | 2 | 0 | 0 | 0 | 0 | 1 | 0 | 1 | 0 | 3 | 0 | 0 | 0 | 0 | 4 |
| 24 Arike Ogunbowale | G | 26:13 | 2 | 12 | 0 | 4 | 7 | 9 | 0 | 3 | 3 | 8 | 3 | 2 | 2 | 0 | -9 | 11 |
| 4 Moriah Jefferson | G | 16:43 | 2 | 5 | 1 | 2 | 0 | 0 | 0 | 0 | 0 | 1 | 0 | 2 | 1 | 0 | -6 | 5 |
| 3 Marina Mabrey | | 27:53 | 3 | 14 | 1 | 7 | 3 | 4 | 1 | 3 | 4 | 3 | 4 | 3 | 0 | 0 | -5 | 10 |
| 6 Kayla Thornton | | 27:11 | 2 | 7 | 1 | 3 | 0 | 0 | 2 | 2 | 4 | 2 | 2 | 2 | 2 | 0 | -5 | 5 |
| 20 Isabelle Harrison | | 24:58 | 5 | 10 | 0 | 0 | 3 | 4 | 5 | 4 | 9 | 1 | 3 | 2 | 2 | 1 | -4 | 13 |
| 32 Bella Alarie | | 11:43 | 0 | 1 | 0 | 0 | 0 | 0 | 1 | 0 | 1 | 0 | 4 | 0 | 0 | 1 | -6 | 0 |
| 52 Tyasha Harris | | 12:44 | 0 | 1 | 0 | 0 | 2 | 2 | 0 | 3 | 3 | 0 | 1 | 0 | 0 | 0 | 1 | 2 |
| 33 Chelsea Dungee | DNP - Coach's decision | | | | | | | | | | | | | | | | | |
| 28 Awak Kuier | DNP - Coach's decision | | | | | | | | | | | | | | | | | |
| 200:00 | | | 25 | 77 | 5 | 24 | 23 | 27 | 14 | 22 | 36 | 17 | 26 | 11 | 10 | 2 | -7 | 78 |
| | | | 32.5% | | 20.8% | | 85.2% | | TM REB: 10 | | TOT TO: 11 (10 PTS) | | | | | | | |

HOME: LAS VEGAS ACES (8-3)

| | POS | MIN | FG | FGA | 3P | 3PA | FT | FTA | OR | DR | TOT | A | PF | ST | TO | BS | +/- | PTS |
|-------------------|------------------------|-------|-------|-----|-------|-----|-------|-----|-----------|----|---------------------|----|----|----|----|----|-----|-----|
| 0 Jackie Young | F | 29:43 | 2 | 4 | 0 | 1 | 3 | 4 | 0 | 2 | 2 | 5 | 3 | 1 | 1 | 0 | 9 | 7 |
| 22 A'ja Wilson | F | 35:13 | 10 | 18 | 0 | 0 | 8 | 9 | 2 | 12 | 14 | 3 | 2 | 1 | 3 | 2 | 13 | 28 |
| 8 Liz Cambage | C | 27:26 | 5 | 10 | 1 | 1 | 3 | 6 | 1 | 7 | 8 | 1 | 5 | 0 | 2 | 2 | -4 | 14 |
| 2 Riquna Williams | G | 31:52 | 4 | 9 | 1 | 6 | 0 | 0 | 0 | 5 | 5 | 2 | 3 | 1 | 0 | 0 | 3 | 9 |
| 12 Chelsea Gray | G | 27:37 | 4 | 10 | 0 | 0 | 0 | 0 | 0 | 3 | 3 | 4 | 2 | 1 | 6 | 0 | 7 | 8 |
| 5 Dearica Hamby | | 22:41 | 2 | 6 | 0 | 1 | 2 | 2 | 1 | 7 | 8 | 0 | 5 | 0 | 1 | 0 | 6 | 6 |
| 10 Kelsey Plum | | 21:36 | 3 | 7 | 2 | 3 | 5 | 5 | 0 | 1 | 1 | 2 | 3 | 1 | 2 | 0 | -3 | 13 |
| 19 JiSu Park | | 03:32 | 0 | 0 | 0 | 0 | 0 | 0 | 0 | 0 | 0 | 0 | 2 | 1 | 1 | 0 | 2 | 0 |
| 24 Destiny Slocum | | 00:20 | 0 | 0 | 0 | 0 | 0 | 0 | 0 | 0 | 0 | 0 | 0 | 0 | 0 | 0 | 2 | 0 |
| 4 Joyner Holmes | DNP - Coach's decision | | | | | | | | | | | | | | | | | |
| 200:00 | | | 30 | 64 | 4 | 12 | 21 | 26 | 4 | 37 | 41 | 17 | 25 | 6 | 16 | 4 | 7 | 85 |
| | | | 46.9% | | 33.3% | | 80.8% | | TM REB: 8 | | TOT TO: 16 (21 PTS) | | | | | | | |

| SCORE BY PERIOD | 1 | 2 | 3 | 4 | FINAL |
|-----------------|----|----|----|----|-------|
| Wings | 22 | 19 | 22 | 15 | 78 |
| ACES | 27 | 16 | 22 | 20 | 85 |

Inactive: Wings -
Inactive: Aces - McCoughtry (Injury/Illness - right knee)
Points in the Paint: Wings 32 (16/34), ACES 42 (21/39)
2nd Chance Points: Wings 11 (5/15), ACES 6 (2/3)
Fast Break Points: Wings 9 (4/6), ACES 3 (1/3)

Biggest Lead: Wings 3, ACES 11
Lead Changes: 11
Times Tied: 8

Technical fouls - Individual
Wings (1): Ogunbowale 0:32 3rd
ACES (0): NONE

Flagrant Fouls
Wings (1): 0:02 2nd Sabally-FLG1
ACES (0): NONE

RECENT BOX SCORE VS. OPPONENT

WOMEN'S NATIONAL BASKETBALL ASSOCIATION

OFFICIAL SCORER'S REPORT FINAL BOX

Thursday, June 3, 2021 Barclays Center, Brooklyn, NY
Officials: #39 Michael Price, #11 Randy Richardson, #4 Danielle Scott

Game Duration: 1:45
Attendance: 1389

VISITOR: Las Vegas Aces (6-3)

| | POS | MIN | FG | FGA | 3P | 3PA | FT | FTA | OR | DR | TOT | A | PF | ST | TO | BS | +/- | PTS |
|---------------------|--|-------|-------|-----|-------|-----|-------|-----|-----------|----|---------------------|----|----|----|----|----|-----|-----|
| 2 Riquna Williams | F | 24:42 | 2 | 8 | 2 | 6 | 2 | 2 | 0 | 1 | 1 | 1 | 0 | 0 | 0 | 0 | 6 | 8 |
| 22 A'ja Wilson | F | 35:04 | 9 | 17 | 0 | 0 | 12 | 12 | 1 | 12 | 13 | 5 | 3 | 0 | 2 | 3 | 14 | 30 |
| 8 Liz Cambage | C | 23:45 | 6 | 11 | 0 | 0 | 0 | 0 | 1 | 5 | 6 | 1 | 1 | 2 | 1 | 1 | 9 | 12 |
| 0 Jackie Young | G | 40:00 | 6 | 12 | 1 | 1 | 3 | 4 | 1 | 2 | 3 | 2 | 2 | 1 | 2 | 0 | 12 | 16 |
| 12 Chelsea Gray | G | 32:57 | 5 | 11 | 1 | 2 | 0 | 0 | 0 | 3 | 3 | 9 | 2 | 1 | 2 | 0 | 24 | 11 |
| 5 Dearica Hamby | | 23:40 | 2 | 6 | 0 | 0 | 9 | 11 | 2 | 7 | 9 | 0 | 2 | 0 | 2 | 0 | 1 | 13 |
| 10 Kelsey Plum | | 13:57 | 2 | 5 | 0 | 2 | 0 | 0 | 2 | 1 | 3 | 2 | 2 | 0 | 2 | 0 | -8 | 4 |
| 24 Destiny Slocum | | 05:13 | 0 | 0 | 0 | 0 | 0 | 0 | 0 | 0 | 0 | 1 | 1 | 0 | 0 | 0 | 2 | 0 |
| 4 Joyner Holmes | | 00:42 | 0 | 0 | 0 | 0 | 0 | 0 | 0 | 0 | 0 | 0 | 0 | 0 | 0 | 0 | 0 | 0 |
| 35 Angel McCoughtry | NWT - Injury/Illness - Right Knee Injury | | | | | | | | | | | | | | | | | |
| 19 JiSu Park | DNP - Coach's decision | | | | | | | | | | | | | | | | | |
| 200:00 | | | 32 | 70 | 4 | 11 | 26 | 29 | 7 | 31 | 38 | 21 | 13 | 4 | 11 | 4 | 12 | 94 |
| | | | 45.7% | | 36.4% | | 89.7% | | TM REB: 9 | | TOT TO: 11 (10 PTS) | | | | | | | |

HOME: NEW YORK LIBERTY (5-3)

| | POS | MIN | FG | FGA | 3P | 3PA | FT | FTA | OR | DR | TOT | A | PF | ST | TO | BS | +/- | PTS |
|-----------------------|---|-------|-------|-----|-----|-----|-------|-----|-----------|----|---------------------|----|----|----|----|----|-----|-----|
| 44 Betnijah Laney | F | 36:28 | 9 | 21 | 1 | 5 | 4 | 5 | 1 | 4 | 5 | 3 | 2 | 0 | 2 | 0 | -20 | 23 |
| 12 Michaela Oryenwere | F | 19:33 | 3 | 10 | 2 | 4 | 3 | 4 | 1 | 0 | 1 | 0 | 3 | 1 | 0 | 1 | 3 | 11 |
| 24 Kylee Shook | C | 05:18 | 1 | 2 | 0 | 1 | 0 | 0 | 0 | 0 | 0 | 1 | 2 | 1 | 0 | 0 | -5 | 2 |
| 32 Sami Whitcomb | G | 28:47 | 6 | 10 | 2 | 5 | 0 | 0 | 0 | 5 | 5 | 5 | 1 | 1 | 2 | 0 | -14 | 14 |
| 20 Sabrina Ionescu | G | 32:26 | 2 | 13 | 1 | 6 | 0 | 0 | 2 | 7 | 9 | 9 | 2 | 0 | 4 | 0 | -11 | 5 |
| 41 Kiah Stokes | | 31:39 | 2 | 3 | 0 | 0 | 0 | 0 | 4 | 9 | 13 | 3 | 4 | 2 | 0 | 1 | 0 | 4 |
| 0 Leaonna Odom | | 11:44 | 3 | 3 | 1 | 1 | 0 | 0 | 1 | 0 | 1 | 1 | 2 | 1 | 1 | 1 | -2 | 7 |
| 2 DiDi Richards | | 04:41 | 0 | 2 | 0 | 0 | 0 | 0 | 0 | 0 | 0 | 0 | 1 | 0 | 0 | 0 | -6 | 0 |
| 9 Rebecca Allen | | 25:07 | 7 | 16 | 2 | 8 | 0 | 0 | 0 | 2 | 2 | 1 | 1 | 2 | 0 | 1 | -1 | 16 |
| 4 Jazmine Jones | | 04:17 | 0 | 1 | 0 | 0 | 0 | 0 | 1 | 1 | 2 | 2 | 3 | 0 | 2 | 0 | -4 | 0 |
| 6 Natasha Howard | DND - Injury/Illness - Left Knee Injury | | | | | | | | | | | | | | | | | |
| 13 Jocelyn Willoughby | DND - Injury/Illness - Left Achilles Injury | | | | | | | | | | | | | | | | | |
| 200:00 | | | 33 | 81 | 9 | 30 | 7 | 9 | 10 | 28 | 38 | 25 | 21 | 8 | 11 | 4 | -12 | 82 |
| | | | 40.7% | | 30% | | 77.8% | | TM REB: 6 | | TOT TO: 11 (12 PTS) | | | | | | | |

| SCORE BY PERIOD | 1 | 2 | 3 | 4 | FINAL |
|-----------------|----|----|----|----|-------|
| Aces | 30 | 22 | 23 | 19 | 94 |
| LIBERTY | 16 | 28 | 23 | 15 | 82 |

Inactive: Aces -
Inactive: Liberty -
Points in the Paint: Aces 34 (17/35), LIBERTY 32 (16/32) Biggest Lead: Aces 19, LIBERTY 0
2nd Chance Points: Aces 15 (5/6), LIBERTY 13 (6/9) Lead Changes: 0
Fast Break Points: Aces 6 (1/10), LIBERTY 17 (6/13) Times Tied: 0

Technical fouls - Individual
Aces (1): Cambage 3:11 4th
LIBERTY (1): Hopkins 0:42 4th

Technical fouls - Defensive Three Seconds
Aces (0): NONE
LIBERTY (1): Richards 9:27 2nd

2020 SERIES VS. LAS VEGAS (0-2)



3-POINT

----- REBOUNDS -----

| NO | PLAYER | GP-GS | MIN | FGM-FGA | FG% | FGM-FGA | FG% | FTM-FTA | FT% | OFF | DEF | TOT/AVG | AST | STL | TO | BLK | PTS/AVG |
|----|---------------|-------|-------|---------|-------|---------|-------|---------|-------|-----|-----|---------|-----|-----|----|-----|---------|
| 41 | Stokes, K | 2-2 | 67:26 | 8 - 21 | 38.1% | 2-12 | 16.7% | 0 - 0 | 0.0 | 5 | 16 | 21/10.5 | 4 | 1 | 2 | 5 | 18/9 |
| 4 | Jones, J | 2-0 | 32:42 | 3 - 7 | 42.9% | 0-1 | 0.0 | 6 - 8 | 75.0% | 3 | 0 | 3/1.5 | 3 | 1 | 6 | 0 | 12/6 |
| 13 | Willoughby, J | 2-0 | 39:26 | 2 - 11 | 18.2% | 0-3 | 0.0 | 2 - 3 | 66.7% | 1 | 0 | 1/0.5 | 1 | 0 | 2 | 1 | 6/3 |
| 0 | Odom, L | 2-2 | 36:31 | 3 - 7 | 42.9% | 0-1 | 0.0 | 0 - 0 | 0.0 | 1 | 0 | 1/0.5 | 2 | 1 | 2 | 0 | 6/3 |
| 24 | Shook, K | 1-0 | 13:28 | 0 - 4 | 0.0 | 0-1 | 0.0 | 0 - 0 | 0.0 | 1 | 3 | 4/4 | 0 | 0 | 1 | 0 | 0/0 |



3-POINT

----- REBOUNDS -----

| NO. | PLAYER | GP-GS | MIN | FGM-FGA | FG% | FGM-FGA | FG% | FTM-FTA | FT% | OFF | DEF | TOT/AVG | AST | STL | TO | BLK | PTS/AVG |
|-----|---------------|-------|-------|---------|-------|---------|-------|---------|-------|-----|-----|---------|-----|-----|----|-----|---------|
| 22 | Wilson, A | 2-2 | 69:56 | 17 - 31 | 54.8% | 0-0 | 0.0 | 17 - 18 | 94.4% | 3 | 9 | 12/6 | 2 | 4 | 2 | 8 | 51/25.5 |
| 5 | Hamby, D | 2-0 | 60:28 | 11 - 17 | 64.7% | 2-4 | 50.0% | 6 - 8 | 75.0% | 4 | 11 | 15/7.5 | 5 | 2 | 2 | 0 | 30/15 |
| 0 | Young, J | 2-0 | 54:05 | 8 - 21 | 38.1% | 0-1 | 0.0 | 5 - 6 | 83.3% | 2 | 9 | 11/5.5 | 5 | 1 | 3 | 0 | 21/10.5 |
| 35 | McCoughtry, A | 2-2 | 39:57 | 7 - 18 | 38.9% | 0-2 | 0.0 | 2 - 2 | 100% | 3 | 8 | 11/5.5 | 4 | 0 | 4 | 1 | 16/8 |
| 14 | Rodgers, S | 2-0 | 36:33 | 4 - 10 | 40.0% | 4-10 | 40.0% | 1 - 2 | 50.0% | 0 | 3 | 3/1.5 | 4 | 1 | 0 | 1 | 13/6.5 |
| 21 | McBride, K | 2-2 | 40:07 | 5 - 18 | 27.8% | 0-7 | 0.0 | 2 - 2 | 100% | 0 | 5 | 5/2.5 | 1 | 2 | 1 | 1 | 12/6 |
| 15 | Allen, L | 2-2 | 22:04 | 3 - 9 | 33.3% | 1-3 | 33.3% | 2 - 2 | 100% | 0 | 1 | 1/0.5 | 4 | 2 | 1 | 0 | 9/4.5 |
| 3 | Robinson, D | 2-0 | 47:14 | 3 - 12 | 25.0% | 0-1 | 0.0 | 0 - 0 | 0.0 | 1 | 3 | 4/2 | 9 | 3 | 2 | 0 | 6/3 |
| 4 | Swords, C | 2-2 | 25:52 | 0 - 3 | 0.0 | 0-0 | 0.0 | 0 - 0 | 0.0 | 3 | 6 | 9/4.5 | 0 | 0 | 3 | 0 | 0/0 |
| 11 | Burdick, C | 1-0 | 02:53 | 0 - 1 | 0.0 | 0-0 | 0.0 | 0 - 0 | 0.0 | 1 | 1 | 2/2 | 0 | 0 | 0 | 0 | 0/0 |
| 5 | Huff, M | 1-0 | 00:51 | 0 - 0 | 0.0 | 0-0 | 0.0 | 0 - 0 | 0.0 | 0 | 0 | 0/0 | 0 | 0 | 0 | 0 | 0/0 |

LIBERTY VS. ACES QUICK HITS

Tuesday's game will mark the Liberty's 53rd all-time regular season matchup against the Las Vegas Aces franchise.

Betnijah Laney (30, 20, 20, 20, 20, 26, 20, 23, 23) has scored in double figures in nine out of the first 10 games of the 2021 season; averaging 21.0 per game.

The New York Liberty sit atop the WNBA across nearly all three-point shooting categories. The Liberty rank No. 1 in three-pointers made per game (11.3), percentage of points from three (41.3%), and No. 2 in three-point field goals made and (113) and percentage (41.4%). New York also ranks No. 2 in effective field goal percentage (52.3%) and No. 3 in true shooting percentage (55.9%).

Entering the matchup, both teams are coming off wins on June 13, as New York defeated the Phoenix Mercury, 85-83. Vegas took down the Dallas Wings at home, 85-78.

For the Aces, **A'ja Wilson** is leading the offense with 19.5 points per game, followed by Liz Cambage (15.3 points) and Jackie Young (14.0 points). Wilson is also averaging a team-high 8.5 boards per game.

The Aces are currently leading the WNBA in points per game (89.3) fewest turnovers per game (11.5) and field goal percentage (47.8%).

Las Vegas (100.80) and New York (99.38) rank first and second, respectively, in pace rankings.

The New York Liberty are currently No. 1 in the WNBA in percentage of points from three-point range at 41.3%, however, they have the lowest percentage of points from two-point territory with 44.4%. On the contrary, Vegas has the lowest percentage of points from three at 15.3%, along with the second-highest percentage of points from inside the arc at 62.9%.

Dating back to 1997 with the Utah Starzz, the two teams are tied in the head-to-head regular season series; the Liberty currently have an overall record of 26-26 (.500) against the Aces.

Despite an 18-point comeback, the Liberty lost their first game of the 2021 season series against the Aces on June 3, 82-94.

For New York, **Betnijah Laney** led the team in scoring with 23 points and 5 boards. **Rebecca Allen** totaled a season-high 16 points, and **Sami Whitcomb** totaled 14 points, 5 rebounds and 5 assists.

For the Las Vegas, forward **A'ja Wilson** posted a game and season-high 30 points along with 13 rebounds. Wilson also shot a perfect 12-12 at the charity stripe.

MILESTONE WATCH

Betnijah Laney: 959 career points

2021 STORYLINES

FAMILIAR FACES IN VEGAS

There will be no shortage of familiar faces in Tuesday's matchup between the Liberty and Aces. The list of former Liberty staff members and players includes:

Bill Laimbeer, Liberty head coach, (2013-2017) — Las Vegas head coach

Tanisha Wright, Liberty guard, (2015-2016, 2019) — Las Vegas assistant coach

Sugar Rodgers, Liberty guard, (2014-2018) — Las Vegas assistant coach

Joyner Holmes, Liberty forward, (2020-2021) — Las Vegas forward

NEW LOOK LIBERTY

Through the first three games in 2021, the Liberty surpassed their 2020 win total (2-20). New York (6-4) is currently in second place in the Eastern Conference.

BET ON BETNIJAH

June 1st Eastern Conference Player of the Week, **Betnijah Laney**, has combined for 210 points for New York in the first ten games of the season. She is shooting 48.7% from the field and 38.1% from beyond the arc. Laney currently ranks fourth in the league in points per game with 21.0.

On June 13, Betnijah Laney scored 20+ points for the ninth game this season, finishing with 23. Laney added 10 assists (game-high) and 7 rebounds, her second double-double of the season. She totaled a game-high 17 first half points on 70% (7-10) shooting from the field and 75% (3-4) from three. Sunday's performance by Betnijah was just the fifth time in WNBA history a player has recorded 20+ points, 10+ assists, 7+ rebounds and just one turnover.

Betnijah is also closing in on her 1,000th-career point mark, as she currently has 959 going into Tuesday's matchup.

MICHAELA ONYENWERE LEADING ROOKIE OF THE YEAR RACE

Liberty rookie, **Michaela Onyenwere**, was named the Kia WNBA Rookie of the Month for May. The No. 6 overall selection is leading all rookies with 10.6 points per game, 22:59 minutes per game, 37 field goals made, 18 three-point field goals made, a 45.0% three-point field goal percentage (min. 30+ attempts), and is second in total rebounds with 28.

DON'T FORGET DIDI

DiDi Richards is currently tied for first in steals by a rookie (7). Richards has been New York's defensive spark and source of instant energy through her first nine WNBA games.

RESHANDA GRAY'S RETURN

Forward **Reshanda Gray** was re-signed by the Liberty on June 7 on a hardship contract. **Kiah Stokes** is competing for Turkey in the EuroBasket Women's Tournament, and will not be on the team's West Coast trip.

Gray added 8 points in New York's win over Phoenix on June 13, and the team is now 3-0 with Reshanda in the frontcourt.

2021 STORYLINES

SEAFOAM SHARPSHOOTERS

The New York Liberty sit atop the WNBA across nearly all three-point shooting categories. The Liberty rank No. 1 in three-pointers made per game (11.3), percentage of points from three (41.3%), and No. 2 in three-point field goals made and (113) and percentage (41.4%). New York also ranks No. 2 in effective field goal percentage (52.3%) and No. 3 in true shooting percentage (55.9%).

Sami Whitcomb is currently third the WNBA in three-point field goals made on the season (28).

AWARDS SZN IN BK

To begin the 2021 season, the New York Liberty have already garnered four awards, including:

WNBA Coach of the Month (May): **Walt Hopkins**

Kia WNBA Rookie of the Month (May): **Michaela Onyenwere**

Eastern Conference Player of the Week (June 1): **Betnijah Laney**

Eastern Conference Player of the Week (May 24): **Sabrina Ionescu**

NATASHA HOWARD OUT 4-6 WEEKS

New York Liberty forward/center, **Natasha Howard**, injured her left knee in the fourth quarter of Monday night's game against the Dallas Wings. Howard underwent an MRI and clinical exam at Hospital for Special Surgery on Tuesday, May 25 which revealed the diagnosis of a medial collateral ligament (MCL) sprain. The Liberty's medical staff determined Natasha will be unavailable for 4-6 weeks.

TRIPLE DOUBLE HISTORY

On May 18, **Sabrina Ionescu** posted the first triple-double in Liberty history with 26 points, 10 rebounds and 12 assists. Ionescu recorded the 10th triple-double in the league's 25-year history (9th in regular season). She is the youngest player in WNBA history to ever do so, and just the ninth player all-time to accomplish the feat.

SEASON 25: #OwnTheCrown

The New York Liberty are one of the WNBA's three remaining original franchises, joined by the Los Angeles Sparks and Phoenix Mercury. This season, the Liberty and WNBA are both celebrating their historic 25-Year Anniversary. To celebrate the team's monumental milestone, the Liberty will be using #OwnTheCrown throughout the 2021:

"The campaign pays homage to women who continue to break barriers like the women of the Liberty have done for the last 25 years. From on-and off-court legends, #OwnTheCrown will celebrate the journey of women who are vital to not only the history of the organization, but the overall empowerment of women, and the diverse culture of New York City." - **Shana Stephenson, Liberty Vice President of Marketing**

2021 STORYLINES

JESS SIMS NAMED LIBERTY IN-ARENA CO-HOST

As part of the team's 25th anniversary season, the New York Liberty have named **Jess Sims** the official In-Arena Co-Host. The New York-based educator, fitness professional and Peloton Instructor will join co-host Jason Negron during select Liberty home games at Brooklyn's Barclays Center.

BROOKLYN VETS

The New York Liberty highlighted the WNBA's off-season transactions with the additions of veterans **Betnijah Laney**, **Natasha Howard** and **Sami Whitcomb**. They have each fought hard to overcome adversity and earn their spots as 3 of 144, and now begin the next chapter of their WNBA careers with the Liberty. Each player brings unique experience, high-level character, and championship pedigree to this New York Liberty roster.

THE FLASH IN NY

On February 8, the Liberty made a blockbuster trade to bring three-time WNBA Champion, **Natasha Howard** to New York from the Seattle Storm in exchange for the 2021 No. 1 overall draft pick.

The WNBA's 2019 Defensive Player of the Year, Natasha Howard (29) is a 6-2 forward who is entering her eighth WNBA season. Howard was drafted by the Indiana Fever in 2014 where she spent two seasons, followed by two years with the Minnesota Lynx. Howard won her first WNBA Championship (2017) alongside Liberty Head Coach Walt Hopkins in Minnesota. During her three-year tenure with the Seattle Storm, Howard secured two additional WNBA Championships (2018, 2020).

In Seattle's 2020 Championship season, Howard averaged 9.5 points and 7.1 rebounds per game while shooting 53.0% from the field during the regular season.

SAMI IN SEAFOAM

Fifth-year WNBA veteran, **Sami Whitcomb**, joined the Liberty after spending the past four seasons with the Seattle Storm.

Whitcomb (32), a 5-10 guard, came to New York after helping the Storm to two WNBA titles. In Seattle's 2020 championship season, Whitcomb averaged 8.1 points, 2.3 rebounds and 2.0 assists per game while shooting 38.1% from three, 44.3% from the field and 100% at the free throw line (22-22). The Ventura, Calif. native and Australia citizen signed as a free agent with the Storm in 2017 after competing professionally overseas for several seasons, most notably in Australia's WNBL.

BEC'S BACK

Sami Whitcomb will not be the only Australian sharpshooter bringing their talents to Brooklyn, as the Liberty have re-signed veteran forward **Rebecca Allen**. Allen, 28, re-joins the Liberty as the team's longest-tenured member (along with Kiah Stokes) after five seasons with New York. Rebecca, whose most recent season with the Liberty was in 2019, averaged a career-high 7.2 points per game on a team-best 42.6% shooting from three-point territory.

2021 STORYLINES

SOPHOMORE SZN

Just as New York was historically rookie-heavy in 2020, the team will be returning five sophomores to their roster this season: **Sabrina Ionescu, Jazmine Jones, Leaonna Odom, Kylee Shook**, and **Jocelyn Willoughby** (out for season). Last season, Jazmine Jones was Liberty's first WNBA All-Rookie Team selection in five years (Brittany Boyd & Kiah Stokes, 2015).

2021 WNBA DRAFT

The New York Liberty enjoyed a successful 2021 WNBA Draft, as the front office was able to procure two first-round talents in **Michaela Onyenwere** and **DiDi Richards**.

Onyenwere, the Liberty's No. 6 overall pick, is a 6-0 forward. The Aurora, Colo. native averaged 19.1 points and 7.2 rebounds while shooting 42.1% in her senior campaign, leading UCLA to a Sweet Sixteen appearance. Michaela, a four-year letter winner with the Bruins, finished her collegiate career as the fourth overall leading scorer in program history (1,888 points).

Richards, New York's No. 17 overall selection, is a 6-2 guard/forward. DiDi averaged 6.3 points and 6.3 assists per game in the 2020-21 season while shooting 42.9% from the field, leading Baylor to a 28-3 finish and Final Four appearance. The Cypress, Texas native, known for her elite defensive ability, garnered the 2020 Naismith and WBCA Defensive Player of The Year Awards.

PLAYER TO COACH

On April 26, 2021, the Liberty announced the hiring of **Jacki Gemelos** as an assistant coach. Gemelos, 32, begins her first season as a WNBA coach after several seasons of service in the league. Jacki was a point guard for the Chicago Sky in 2015, and split time between the Connecticut Sun and Washington Mystics in 2020. Additionally, she has played six seasons overseas, and was a member of Greece's National Women's Basketball Team.

YES, PLEASE.

The Liberty's regional TV partner since 2019, will televise a record 19 New York Liberty games this season. All of YES' 19 Liberty telecasts will also be streamed live on the YES App.

DIDI'S PERSISTENCE

In October 2020, New York Liberty rookie, **DiDi Richards**, suffered a collision during practice at Baylor that left her temporarily paralyzed. Just 38 days later, Richards returned to the hardwood where she was able to lead the Lady Bears to an NCAA Final Four finish. In the same season, DiDi ranked second in the nation in total assists (189) while averaging 6.3 points and 6.3 assists during her senior campaign.

WITHOUT WILLOUGHBY

New York Liberty guard/forward **Jocelyn Willoughby** suffered a tear of her left Achilles' tendon during the team's scrimmage on May 3 at Connecticut. Willoughby underwent a successful surgical repair on May 5 at Hospital for Special Surgery (HSS). She will miss the 2021 season.

2021 STORYLINES

MADDIE PASSED THE TORCH TO ELLIE

As part of the 25th anniversary season, the New York Liberty announced a new mascot, Ellie the Elephant. Ellie, named after Ellis Island, is replacing Maddie, the team's mascot for the last 24 years.

Back story: Before the grand opening of the Brooklyn Bridge in 1883, there was speculation on the structural integrity of the bridge. To display its strength and safety, showman P.T. Barnum marched 21 elephants across the bridge. The PR stunt was a massive success, paving the way for one of New York's most iconic landmarks. Read more about Ellie [here](#).

2021 NIKE JERSEYS

The new WNBA uniform system from Nike feature three game uniform editions for each of the 12 teams in the league, bringing stories from their cities and communities to life through the muse of female archetypes in storytelling and film: the WNBA Nike Heroine Edition, the WNBA Nike Explorer Edition and the WNBA Nike Rebel Edition.

Rebel Edition (Seafoam): Inspired by the striking colors of the city's iconic monument and all that it represents, the uniform features "Equality" across the chest, framed by copper and black taping.

Explorer Edition (Black): The uniform's speckled details represent the urban pavement while jagged, graphic details embody the toughness and eccentricity that defines true New Yorkers.

LIBS ABROAD

The New York Liberty's roster enjoyed a highly successful 2020-21 WNBA Off-Season competing overseas. **Bec Allen**, who played for Valencia Basket in Spain, helped lead the Orange to their first-ever EuroCup Championship win in club history. **Kiah Stokes** (Fenerbache) took home the gold in the Turkish League championships, and **Nastasha Howard** secured the Serie A1 Finals Championship with Reyer Venezia in Italy.

READ WHAT YOU SOW

Before the start of the new year, **Jocelyn Willoughby** announced the launch of her book club, *Read What You Sow*, in partnership with Brooklyn's Cafe con Libros Feminist Book Store. Read What You Sow explored the injustices disproportionately facing Black and Brown people within healthcare, education, and other social systems fundamental to the welfare of all people through the lens of womxn of color.

The club, which was comprised of Liberty fans, advocates, and educators, met bi-weekly for three months where they explored Brit Bennet's *The Vanishing Half*, *Pushout* by Dr. Monique Morris and *You'll Never Believe What Happened to Lacey: Crazy Stories about Racism* by Amber Ruffin and Lacey Lamar. Jocelyn led and moderated each conversation, and in addition, met with the authors of all three books on the Liberty's Instagram Live for one-on-one conversations.

ON THIS DAY IN LIBERTY HISTORY



JUNE 15, 2019

Amanda Zahui B dropped a career-high 37 points, the second-highest scoring game in franchise history, against the Los Angeles Sparks.

AZB connected on 7-8 three pointers, tied the all-time franchise record for threes made, and set the single-game three-point field goal percentage record with 87.5% (min. 6+ attempts).

2021 GAME-BY-GAME HIGHS

NEW YORK LIBERTY

| Date | Opponent | Team/Opp | Home | Road | Total | High Scoring | High Rebounds | High Assists | Opponent Scoring | Atten. |
|--------|--------------|--------------|------|------|-------|--------------|---------------------|------------------------------------|------------------|--------|
| May 14 | INDIANA | W 90- 87 | 1-0 | 0-0 | 1-0 | Laney-30 | Ionescu-6 | Ionescu-11 | K. Mitchell-23 | 1,139 |
| May 16 | @Indiana | W 73- 65 | 1-0 | 1-0 | 2-0 | Laney-20 | Shook-7 | Whitcomb-4 Laney-4 Ionescu-4 | K. Mitchell-16 | |
| May 18 | MINNESOTA | W 86- 75 | 2-0 | 1-0 | 3-0 | Ionescu-26 | Ionescu-10 | Ionescu-12 | Fowles-26 | 815 |
| May 21 | @Washington | L 72-101 | 2-0 | 1-1 | 3-1 | Laney-20 | Whitcomb-7 | Laney-5 Ionescu-5 | Charles-34 | |
| May 23 | @Chicago | W 93- 85 | 2-0 | 2-1 | 4-1 | Laney-20 | Howard-7 | Ionescu-12 | DeShields-22 | 1,332 |
| May 24 | DALLAS | W 88- 81 | 3-0 | 2-1 | 5-1 | Laney-26 | Ionescu-9 | Richards-5 | Ogunbowale-24 | 894 |
| May 29 | ATLANTA | L 87- 90(OT) | 3-1 | 2-1 | 5-2 | Onyenwere-29 | Stokes-6 Laney-6 | Laney-11 | C. Williams-31 | 1,235 |
| Jun 3 | LAS VEGAS | L 82- 94 | 3-2 | 2-1 | 5-3 | Laney-23 | Stokes-13 | Ionescu-9 | Wilson-30 | 1,389 |
| Jun 5 | @Connecticut | L 64- 85 | 3-2 | 2-2 | 5-4 | Allen-14 | Whitcomb-5 | Laney-6 | J. Jones-31 | 2,118 |
| Jun 13 | @Phoenix | W 85- 83 | 3-2 | 3-2 | 6-4 | Laney-23 | Jones-7 Laney-7 | Laney-10 | Griner-29 | 4,476 |

2021 TEAM SCORING HIGHS AND LOWS

| LIBERTY SCORING | HIGH | LOW |
|-----------------|-------------------------|-------------------------|
| 1ST QUARTER | 31 (Indiana 5/16/21) | 15 (Washington 5/21/21) |
| 2ND QUARTER | 31 (Washington 5/21/21) | 10 (Indiana 5/16/21) |
| 3RD QUARTER | 24 (Chicago 5/23/21) | 12 (Connecticut 6/5/21) |
| 4TH QUARTER | 27 (Dallas 5/24/21) | 8 (Washington 5/21/21) |
| 1ST HALF | 52 (Chicago 5/23/21) | 37 (Connecticut 6/5/21) |
| 2ND HALF | 49 (Dallas 5/24/21) | 26 (Washington 5/21/21) |
| 10T | 8 (Atlanta 5/29/21) | 8 (Atlanta 5/29/21) |
| 20T | | |

2021 TEAM HIGHS AND LOWS

Liberty Lows

| | | |
|------------------|------|----------------------|
| Points | 64 | at Connecticut - 6/5 |
| Scoring Margin | -29 | at Washington - 5/21 |
| Field Goals Made | 24 | at Connecticut - 6/5 |
| Field Goals Att. | 55 | at Connecticut - 6/5 |
| Field Goal Pct. | 39.1 | vs. Atlanta - 5/29 |
| 3-Point FGs Made | 9 | 2 Times |
| 3-Point FGs Att. | 25 | at Indiana - 5/16 |
| 3-Point FG Pct. | 30.0 | vs. Las Vegas - 6/3 |
| Free Throws Made | 5 | 2 Times |
| Free Throws Att. | 6 | at Connecticut - 6/5 |
| Free Throw Pct. | 70.0 | at Chicago - 5/23 |
| Offensive Reb | 3 | 4 Times |
| Defensive Reb | 19 | at Connecticut - 6/5 |
| Total Reb | 22 | at Connecticut - 6/5 |
| Assists | 17 | at Indiana - 5/16 |
| Steals | 4 | vs. Minnesota - 5/18 |
| Turnovers | 10 | at Phoenix - 6/13 |
| Blocked Shots | 2 | vs. Indiana - 5/14 |
| Personal Fouls | 9 | vs. Atlanta - 5/29 |

Liberty Highs

| | | |
|------------------|------|----------------------|
| Points | 93 | at Chicago - 5/23 |
| Scoring Margin | 11 | vs. Minnesota - 5/18 |
| Field Goals Made | 36 | at Chicago - 5/23 |
| Field Goals Att. | 81 | vs. Las Vegas - 6/3 |
| Field Goal Pct. | 49.3 | at Chicago - 5/23 |
| 3-Point FGs Made | 14 | 2 Times |
| 3-Point FGs Att. | 34 | vs. Atlanta - 5/29 |
| 3-Point FG Pct. | 50.0 | 2 Times |
| Free Throws Made | 22 | vs. Dallas - 5/24 |
| Free Throws Att. | 27 | vs. Dallas - 5/24 |
| Free Throw Pct. | 90.4 | vs. Atlanta - 5/29 |
| Offensive Reb | 12 | at Chicago - 5/23 |
| Defensive Reb | 37 | vs. Minnesota - 5/18 |
| Total Reb | 40 | 2 Times |
| Assists | 25 | 2 Times |
| Steals | 9 | 2 Times |
| Turnovers | 22 | 2 Times |
| Blocked Shots | 10 | at Chicago - 5/23 |
| Personal Fouls | 23 | vs. Dallas - 5/24 |

2021 OPPONENT HIGHS AND LOWS

Opponent Lows

| | | |
|------------------|------|----------------------|
| Points | 65 | at Indiana - 5/16 |
| Scoring Margin | -11 | vs. Minnesota - 5/18 |
| Field Goals Made | 25 | at Indiana - 5/16 |
| Field Goals Att. | 74 | vs. Minnesota - 5/18 |
| Field Goal Pct. | 32.4 | at Indiana - 5/16 |
| 3-Point FGs Made | 3 | 3 Times |
| 3-Point FGs Att. | 11 | vs. Las Vegas - 6/3 |
| 3-Point FG Pct. | 13.0 | vs. Minnesota - 5/18 |
| Free Throws Made | 4 | vs. Atlanta - 5/29 |
| Free Throws Att. | 8 | vs. Atlanta - 5/29 |
| Free Throw Pct. | 50.0 | vs. Atlanta - 5/29 |
| Offensive Reb | 7 | vs. Las Vegas - 6/3 |
| Defensive Reb | 23 | vs. Dallas - 5/24 |
| Total Reb | 34 | vs. Dallas - 5/24 |
| Assists | 14 | vs. Indiana - 5/14 |
| Steals | 4 | 2 Times |
| Turnovers | 10 | vs. Minnesota - 5/18 |
| Blocked Shots | 2 | vs. Dallas - 5/24 |
| Personal Fouls | 13 | vs. Las Vegas - 6/3 |

Opponent Highs

| | | |
|------------------|------|----------------------|
| Points | 101 | at Washington - 5/21 |
| Scoring Margin | 29 | at Washington - 5/21 |
| Field Goals Made | 37 | vs. Indiana - 5/14 |
| Field Goals Att. | 88 | vs. Indiana - 5/14 |
| Field Goal Pct. | 47.7 | at Washington - 5/21 |
| 3-Point FGs Made | 16 | at Washington - 5/21 |
| 3-Point FGs Att. | 31 | at Washington - 5/21 |
| 3-Point FG Pct. | 51.6 | at Washington - 5/21 |
| Free Throws Made | 26 | vs. Las Vegas - 6/3 |
| Free Throws Att. | 29 | vs. Las Vegas - 6/3 |
| Free Throw Pct. | 89.7 | vs. Las Vegas - 6/3 |
| Offensive Reb | 19 | vs. Indiana - 5/14 |
| Defensive Reb | 35 | vs. Atlanta - 5/29 |
| Total Reb | 45 | 2 Times |
| Assists | 22 | at Chicago - 5/23 |
| Steals | 11 | vs. Atlanta - 5/29 |
| Turnovers | 21 | at Indiana - 5/16 |
| Blocked Shots | 8 | vs. Atlanta - 5/29 |
| Personal Fouls | 24 | at Indiana - 5/16 |

LIBERTY PLAYERS IN TOP 10 STATISTICAL RANKINGS (THROUGH 6/13)

POINTS PER GAME:

4th: **Betnijah Laney (21.0)**

ASSISTS PER GAME:

2nd: **Sabrina Ionescu (7.1)**

6th: **Betnijah Laney (5.4)**

FIELD GOAL %:

1st: **Leaonna Odom (77.8%)**

T-3rd: **Kiah Stokes (67.7%)**

THREE POINT FIELD GOAL %:

T-4th: **Natasha Howard (66.7%)**

T-6th: **Leaonna Odom (50.0%)**

T-6th: **Kiah Stokes (50.0%)**

THREE POINTERS MADE:

T-3rd: **Sami Whitcomb (28)**

FREE THROWS MADE:

T-7th: **Betnijah Laney (40-48, 83.3%)**

USAGE %:

2nd: **Natasha Howard (30.5%)**

6th: **Betnijah Laney (27.4%)**

2021 LIBERTY TEAM STATISITCAL RANKINGS (THROUGH 6/13)

TRADITIONAL

POINTS PER GAME:

5th: **82.0**

REBOUNDS PER GAME:

11th: **33.9**

ASSISTS PER GAME:

2nd: **20.9**

FIELD GOAL %:

4th: **43.6%**

THREE POINT FIELD GOAL %:

1st: **40.2%**

THREE POINT FIELD GOALS MADE:

2nd: **113**

THREE POINT FG MADE PER GAME:

1st: **11.3**

HIGHEST % OF POINTS 3PT:

1st: **41.3%**

FREE THROW %:

6th: **81.8%**

BLOCKS PER GAME:

7th: **4.1**

STEALS PER GAME:

10th: **6.4**

FEWEST TURNOVERS PER GAME:

11th: **16.6**

PERSONAL FOULS DRAWN PER GAME:

9th: **18.2**

ADVANCED

OFFENSIVE RATING:

9th: **97.9**

DEFENSIVE RATING:

8th: **100.8**

NET RATING:

10th: **-3.0**

PACE:

2nd: **99.38**

ASSIST %:

3rd: **70.8%**

EFFECTIVE FIELD GOAL %:

2nd: **51.9%**

TRUE SHOOTING %:

3rd: **55.4%**

PLAYER IMPACT ESTIMATE (PIE):

7th: **49.9**

LIBERTY SINGLE-GAME RECORDS

Points

40 Cappie Pondexter vs. Indiana July 18, 2010

FG Made

14 6 Times (Most Recent: Tina Charles vs. Connecticut) August 14, 2015

3PT FG Made

7 5 Times (Most Recent: Amanda Zahui B vs. Los Angeles) June 15, 2019

Assists

13 Teresa Weatherspoon vs. Los Angeles July 21, 1998

Rebounds

21 Amanda Zahui B vs. Las Vegas August 29, 2020

Blocks

8 Kiah Stokes vs. Connecticut July 16, 2015

Steals

8 Teresa Weatherspoon vs. Charlotte July 10, 1997

LIBERTY SINGLE-GAME ROOKIE RECORDS

Points

34 Kia Nurse vs. Indiana June 2, 2018

FG Made

12 Sophia Witherspoon August 20, 1997

3PT FG Made

7 Crystal Robinson July 24, 1999

Assists

12 Teresa Weatherspoon vs. Los Angeles August 20, 1997

Rebounds

13 DeTrina White vs. Indiana May 21, 2004

13 Joyner Holmes vs. Phoenix September 5, 2020

Blocks

8 Kiah Stokes vs. Connecticut July 16, 2015

Steals

8 Teresa Weatherspoon vs. Charlotte July 10, 1997



WALT HOPKINS

HEAD COACH (SECOND SEASON)
HARVARD • CALIFORNIA-BERKELEY • NEVADA-RENO

The 2021 WNBA season is Walt Hopkins' second season as the New York Liberty's head coach.

On June 2, 2021, Hopkins was named the WNBA Coach of the Month for May. The honor is the first of Hopkins' career, after leading New York to one of its best starts in over a decade.

Prior to joining the Liberty, Hopkins served as an assistant coach for the Minnesota Lynx since 2017, where he helped accumulate a 63-39 record, three consecutive trips to the WNBA Playoffs and one WNBA Championship.

Hopkins has over a decade of experience as a basketball coach at the professional, collegiate, and high school levels. He specializes in: relationship building; providing nuanced individual skill development at every position, improving footwork and shot mechanics, creating and maintaining positive team culture via specific framing and communication strategies, and cultivating positive mindsets in players and coaches.

Prior to joining the Lynx staff, Hopkins served as Academic Coach at the University of California, Berkeley (2014-2016). He also served as the assistant women's basketball coach at Utah Valley University (2013-2014) and Director of Basketball Operations and Player Development Coach for the Tulsa Shock (2013).

Originally from Sparks, Nevada, Hopkins received his bachelor's degree at the University of Nevada-Reno. He also holds master's degrees from Harvard and UC Berkeley, where his studies focused primarily on applying findings from Social, Developmental and Educational Psychology to coaching settings.



FORWARD



#9 REBECCA ALLEN

SIXTH SEASON | WANGARETTA, AUSTRALIA | 6-2 | BORN NOV. 6, 1992 | 2019: 7.2 PPG, 2.5 RPG

- Re-signed with the New York Liberty on April 26, 2021.
- Allen, 28, re-joins the Liberty as the team's longest-tenured member (along with Kiah Stokes) after five seasons with New York. Rebecca, whose most recent season in Seafoam was in 2019, averaged a career-high 7.2 points per game on a team-best 42.6% shooting from three-point territory.

REBECCA'S 2021 GAME-BY-GAME STATS

| DATE | OPPONENT | RESULT | MIN | FGM-A | 3PM-A | FTM-A | OREB | DREB | REB | AST | STL | BLK | TO | PF | PTS |
|---------|----------------|--------|-----|--------|-------|-------|------|------|-----|-----|-----|-----|----|----|-----|
| MAY 14 | INDIANA | W | NWT | -- | -- | -- | -- | -- | -- | -- | -- | -- | -- | -- | -- |
| MAY 16 | AT INDIANA | W | 15 | 1 - 6 | 1 - 5 | 0 - 0 | 0 | 5 | 5 | 2 | 0 | 0 | 1 | 0 | 3 |
| MAY 18 | MINNESOTA | W | 12 | 1 - 6 | 0 - 2 | 4 - 5 | 1 | 2 | 3 | 2 | 1 | 1 | 0 | 2 | 6 |
| MAY 21 | AT WASHINGTON | L | 25 | 3 - 9 | 3 - 8 | 0 - 0 | 0 | 4 | 4 | 0 | 0 | 1 | 2 | 2 | 9 |
| MAY 23 | AT CHICAGO | W | 25 | 5 - 13 | 1 - 4 | 2 - 3 | 3 | 1 | 4 | 1 | 2 | 3 | 1 | 2 | 13 |
| MAY 25 | DALLAS | W | 21 | 2 - 9 | 0 - 3 | 2 - 2 | 0 | 2 | 2 | 1 | 3 | 1 | 0 | 3 | 6 |
| MAY 29 | ATLANTA | L | 8 | 0 - 4 | 0 - 1 | 0 - 0 | 0 | 2 | 2 | 0 | 1 | 0 | 2 | 1 | 0 |
| JUNE 3 | LAS VEGAS | L | 25 | 7 - 16 | 2 - 8 | 0 - 0 | 0 | 2 | 2 | 1 | 2 | 1 | 0 | 1 | 16 |
| JUNE 5 | AT CONNECTICUT | L | 23 | 5 - 10 | 4 - 7 | 0 - 0 | 1 | 1 | 2 | 0 | 2 | 1 | 1 | 3 | 14 |
| JUNE 13 | AT PHOENIX | W | 24 | 3 - 9 | 1 - 5 | 0 - 0 | 2 | 3 | 5 | 1 | 3 | 0 | 2 | 4 | 7 |
| JUNE 15 | AT LAS VEGAS | | | | | | | | | | | | | | |
| JUNE 17 | AT LAS VEGAS | | | | | | | | | | | | | | |
| JUNE 20 | AT LOS ANGELES | | | | | | | | | | | | | | |
| JUNE 22 | CHICAGO | | | | | | | | | | | | | | |
| JUNE 24 | CHICAGO | | | | | | | | | | | | | | |
| JUNE 26 | AT ATLANTA | | | | | | | | | | | | | | |
| JUNE 29 | AT ATLANTA | | | | | | | | | | | | | | |
| JULY 3 | WASHINGTON | | | | | | | | | | | | | | |
| JULY 5 | DALLAS | | | | | | | | | | | | | | |
| JULY 9 | AT INDIANA | | | | | | | | | | | | | | |
| JULY 11 | CONNECTICUT | | | | | | | | | | | | | | |
| AUG 15 | AT MINNESOTA | | | | | | | | | | | | | | |
| AUG 18 | SEATTLE | | | | | | | | | | | | | | |
| AUG 20 | SEATTLE | | | | | | | | | | | | | | |
| AUG 22 | LOS ANGELES | | | | | | | | | | | | | | |
| AUG 25 | PHOENIX | | | | | | | | | | | | | | |
| AUG 27 | PHOENIX | | | | | | | | | | | | | | |
| AUG 31 | AT MINNESOTA | | | | | | | | | | | | | | |
| SEPT 2 | AT SEATTLE | | | | | | | | | | | | | | |
| SEPT 11 | AT PHOENIX | | | | | | | | | | | | | | |
| SEPT 15 | AT DALLAS | | | | | | | | | | | | | | |
| SEPT 17 | AT CONNECTICUT | | | | | | | | | | | | | | |
| SEPT 17 | AT WASHINGTON | | | | | | | | | | | | | | |

CAREER REGULAR SEASON HIGHS

Per Game Highs

| | |
|-----------------------------------|----------------------------|
| Points | 16 (Las Vegas - 6/3/2021) |
| Rebounds | 5 (2 Times) |
| Defensive Rebounds | 5 (Indiana - 5/16/2021) |
| Offensive Rebounds | 3 (Chicago - 5/23/2021) |
| Assists | 2 (2 Times) |
| Blocks | 3 (Chicago - 5/23/2021) |
| Steals | 3 (2 Times) |
| Field Goals Made | 7 (Las Vegas - 6/3/2021) |
| Field Goals Attempted | 16 (Las Vegas - 6/3/2021) |
| Three Point Field Goals Made | 4 (Connecticut - 6/5/2021) |
| Three Point Field Goals Attempted | 8 (2 Times) |
| Minutes Played | 25 (3 Times) |

Career

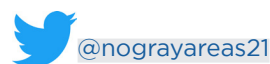
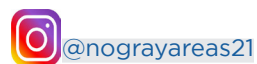
| |
|----------------------------|
| 28 (Minnesota - 8/13/2019) |
| 9 (Seattle - 5/26/2017) |
| 7 (Seattle - 5/26/2017) |
| 3 (2 Times) |
| 4 (Chicago - 8/7/2019) |
| 4 (Chicago - 8/7/2019) |
| 3 (5 Times) |
| 11 (Minnesota - 8/13/2019) |
| 16 (Las Vegas - 6/3/2021) |
| 6 (2 Times) |
| 11 (Chicago - 8/7/2019) |
| 35 (Chicago - 9/16/2016) |

CAREER REGULAR SEASON AVERAGES

| YEAR | TEAM | G | GS | MPG | FG% | 3P% | FT% | OREB | DREB | RPG | APG | SPG | BPG | TO | PF | PPG |
|--------|------|-----|----|------|------|------|------|------|------|-----|-----|-----|-----|-----|-----|-----|
| 2015 | NYL | 2 | 0 | 17.0 | 30.0 | 0.0 | 0.0 | 1.0 | 3.5 | 4.5 | 0.0 | 1.5 | 1.0 | 1.5 | 0.5 | 3.0 |
| 2016 | NYL | 21 | 6 | 13.3 | 45.9 | 56.7 | 86.7 | 0.6 | 1.1 | 1.7 | 0.5 | 0.4 | 0.5 | 0.6 | 1.7 | 5.7 |
| 2017 | NYL | 33 | 0 | 9.2 | 37.6 | 34.1 | 33.3 | 0.4 | 1.6 | 2.0 | 0.5 | 0.3 | 0.3 | 0.5 | 1.1 | 2.8 |
| 2018 | NYL | 28 | 0 | 10.4 | 37.6 | 26.3 | 84.0 | 0.5 | 1.3 | 1.7 | 0.3 | 0.3 | 0.3 | 0.5 | 1.3 | 3.8 |
| 2019 | NYL | 24 | 2 | 17.2 | 41.7 | 42.6 | 81.3 | 0.5 | 2.0 | 2.5 | 0.7 | 0.5 | 0.7 | 0.7 | 2.1 | 7.2 |
| 2021 | NYL | 9 | 1 | 19.8 | 32.9 | 27.9 | 80.0 | 0.8 | 2.4 | 3.2 | 0.9 | 1.6 | 0.9 | 1.0 | 2.0 | 8.2 |
| Career | | 117 | 9 | 12.8 | 39.4 | 36.6 | 79.2 | 0.5 | 1.6 | 2.1 | 0.5 | 0.5 | 0.5 | 0.7 | 1.5 | 4.9 |



FORWARD



#1 RESHANDA GRAY

FIFTH SEASON | CALIFORNIA '15 | LOS ANGELES, CALIF. | 6-2 | BORN JUNE 1, 1993 | 2020: 1.4 PPG, 2.8 RPG

- Signed a hardship contract with the New York Liberty on June 7, 2021; her second of the 2021 season.
- In 2019, Reshanda averaged a career-high 5.2 points and 5.2 rebounds over 34 games with New York.

RESHANDA'S 2021 GAME-BY-GAME STATS

| DATE | OPPONENT | RESULT | MIN | FGM-A | 3PM-A | FTM-A | OREB | DREB | REB | AST | STL | BLK | TO | PF | PTS |
|---------|----------------|--------|-----|-------|-------|-------|------|------|-----|-----|-----|-----|----|----|-----|
| MAY 14 | INDIANA | W | 12 | 1 - 2 | 0 - 0 | 1 - 2 | 0 | 1 | 1 | 0 | 0 | 0 | 1 | 3 | 3 |
| MAY 16 | AT INDIANA | W | 12 | 2 - 3 | 0 - 0 | 0 - 0 | 1 | 3 | 4 | 0 | 1 | 0 | 3 | 5 | 4 |
| JUNE 13 | AT PHOENIX | W | 18 | 3 - 7 | 0 - 2 | 2 - 3 | 0 | 5 | 5 | 0 | 0 | 0 | 1 | 5 | 8 |
| JUNE 15 | AT LAS VEGAS | | | | | | | | | | | | | | |
| JUNE 17 | AT LAS VEGAS | | | | | | | | | | | | | | |
| JUNE 20 | AT LOS ANGELES | | | | | | | | | | | | | | |
| JUNE 22 | CHICAGO | | | | | | | | | | | | | | |
| JUNE 24 | CHICAGO | | | | | | | | | | | | | | |
| JUNE 26 | AT ATLANTA | | | | | | | | | | | | | | |
| JUNE 29 | AT ATLANTA | | | | | | | | | | | | | | |
| JULY 3 | WASHINGTON | | | | | | | | | | | | | | |
| JULY 5 | DALLAS | | | | | | | | | | | | | | |
| JULY 9 | AT INDIANA | | | | | | | | | | | | | | |
| JULY 11 | CONNECTICUT | | | | | | | | | | | | | | |
| AUG 15 | AT MINNESOTA | | | | | | | | | | | | | | |
| AUG 18 | SEATTLE | | | | | | | | | | | | | | |
| AUG 20 | SEATTLE | | | | | | | | | | | | | | |
| AUG 22 | LOS ANGELES | | | | | | | | | | | | | | |
| AUG 25 | PHOENIX | | | | | | | | | | | | | | |
| AUG 27 | PHOENIX | | | | | | | | | | | | | | |
| AUG 31 | AT MINNESOTA | | | | | | | | | | | | | | |
| SEPT 2 | AT SEATTLE | | | | | | | | | | | | | | |
| SEPT 11 | AT PHOENIX | | | | | | | | | | | | | | |
| SEPT 15 | AT DALLAS | | | | | | | | | | | | | | |
| SEPT 17 | AT CONNECTICUT | | | | | | | | | | | | | | |
| SEPT 17 | AT WASHINGTON | | | | | | | | | | | | | | |

CAREER REGULAR SEASON HIGHS

Per Game Highs

| | Season |
|-----------------------------------|--------------------------|
| Points | 8 (Phoenix - 6/13/2021) |
| Rebounds | 5 (Phoenix - 6/13/2021) |
| Defensive Rebounds | 5 (Phoenix - 6/13/2021) |
| Offensive Rebounds | 1 (Indiana - 5/16/2021) |
| Assists | |
| Blocks | |
| Steals | 1 (Indiana - 5/16/2021) |
| Field Goals Made | 3 (Phoenix - 6/13/2021) |
| Field Goals Attempted | 7 (Phoenix - 6/13/2021) |
| Three Point Field Goals Made | |
| Three Point Field Goals Attempted | 2 (Phoenix - 6/13/2021) |
| Minutes Played | 18 (Phoenix - 6/13/2021) |

Career

| |
|---------------------------|
| 22 (Dallas - 7/22/2016) |
| 15 (Atlanta - 6/30/2019) |
| 10 (Atlanta - 6/30/2019) |
| 6 (Indiana - 5/24/2019) |
| 2 (4 Times) |
| 2 (3 Times) |
| 3 (2 Times) |
| 9 (Dallas - 7/22/2016) |
| 12 (Dallas - 7/22/2016) |
| 1 (Minnesota - 6/22/2019) |
| 2 (Phoenix - 6/13/2021) |
| 31 (Dallas - 6/28/2019) |

CAREER REGULAR SEASON AVERAGES

| YEAR | TEAM | G | GS | MPG | FG% | 3P% | FT% | OREB | DREB | RPG | APG | SPG | BPG | TO | PF | PPG |
|--------|------|-----|----|------|------|------|------|------|------|-----|-----|-----|-----|-----|-----|-----|
| 2015 | TOT | 27 | 1 | 10.7 | 48.7 | 0.0 | 68.8 | 0.8 | 1.4 | 2.1 | 0.2 | 0.3 | 0.3 | 0.7 | 2.1 | 4.0 |
| 2016 | ATL | 28 | 5 | 9.6 | 52.1 | 0.0 | 55.6 | 0.9 | 1.7 | 2.5 | 0.1 | 0.1 | 0.1 | 0.6 | 2.3 | 3.4 |
| 2019 | NYL | 34 | 10 | 15.3 | 47.3 | 50.0 | 56.5 | 1.8 | 3.4 | 5.2 | 0.5 | 0.5 | 0.2 | 1.2 | 3.3 | 5.2 |
| 2020 | LAS | 10 | 0 | 6.3 | 36.4 | 0.0 | 85.7 | 0.6 | 2.2 | 2.8 | 0.3 | 0.1 | 0.4 | 1.0 | 1.0 | 1.4 |
| 2021 | NYL | 3 | 0 | 13.7 | 50.0 | 0.0 | 60.0 | 0.3 | 3.0 | 3.3 | 0.0 | 0.3 | 0.0 | 1.7 | 4.3 | 5.0 |
| Career | | 102 | 16 | 11.6 | 48.4 | 20.0 | 61.4 | 1.1 | 2.3 | 3.4 | 0.3 | 0.3 | 0.2 | 0.9 | 2.5 | 4.0 |



FORWARD

@natasha_howard6
 @nhoward1033

#6 NATASHA HOWARD

EIGHTH SEASON | FLORIDA STATE '14 | TOLEDO, OH. | 6-2 | BORN SEPT. 2, 1991 | 2020: 9.5 PPG, 7.1 RPG

• On February 8, the Liberty made a blockbuster trade to bring three-time WNBA Champion, Natasha Howard, to New York from the Seattle Storm in exchange for the 2021 No. 1 overall draft pick.

• In Seattle's 2020 Championship season, Howard averaged 9.5 points and 7.1 rebounds per game while shooting 53.0% from the field during the regular season.

NATASHA'S 2021 GAME-BY-GAME STATS

| DATE | OPPONENT | RESULT | MIN | FGM-A | 3PM-A | FTM-A | OREB | DREB | REB | AST | STL | BLK | TO | PF | PTS |
|---------|----------------|--------|-----|--------|-------|-------|------|------|-----|-----|-----|-----|----|----|-----|
| MAY 14 | INDIANA | W | NWT | -- | -- | -- | -- | -- | -- | -- | -- | -- | -- | -- | -- |
| MAY 16 | AT INDIANA | W | NWT | -- | -- | -- | -- | -- | -- | -- | -- | -- | -- | -- | -- |
| MAY 18 | MINNESOTA | W | NWT | -- | -- | -- | -- | -- | -- | -- | -- | -- | -- | -- | -- |
| MAY 21 | AT WASHINGTON | L | NWT | -- | -- | -- | -- | -- | -- | -- | -- | -- | -- | -- | -- |
| MAY 23 | AT CHICAGO | W | 22 | 5 - 10 | 0 - 1 | 2 - 2 | 2 | 5 | 7 | 1 | 0 | 0 | 6 | 3 | 12 |
| MAY 25 | DALLAS | W | 22 | 5 - 8 | 2 - 2 | 5 - 6 | 3 | 3 | 6 | 3 | 0 | 0 | 4 | 2 | 17 |
| MAY 29 | ATLANTA | L | DNP | -- | -- | -- | -- | -- | -- | -- | -- | -- | -- | -- | -- |
| JUNE 3 | LAS VEGAS | L | DNP | -- | -- | -- | -- | -- | -- | -- | -- | -- | -- | -- | -- |
| JUNE 5 | AT CONNECTICUT | L | DNP | -- | -- | -- | -- | -- | -- | -- | -- | -- | -- | -- | -- |
| JUNE 13 | AT PHOENIX | W | DNP | -- | -- | -- | -- | -- | -- | -- | -- | -- | -- | -- | -- |
| JUNE 15 | AT LAS VEGAS | | | | | | | | | | | | | | |
| JUNE 17 | AT LAS VEGAS | | | | | | | | | | | | | | |
| JUNE 20 | AT LOS ANGELES | | | | | | | | | | | | | | |
| JUNE 22 | CHICAGO | | | | | | | | | | | | | | |
| JUNE 24 | CHICAGO | | | | | | | | | | | | | | |
| JUNE 26 | AT ATLANTA | | | | | | | | | | | | | | |
| JUNE 29 | AT ATLANTA | | | | | | | | | | | | | | |
| JULY 3 | WASHINGTON | | | | | | | | | | | | | | |
| JULY 5 | DALLAS | | | | | | | | | | | | | | |
| JULY 9 | AT INDIANA | | | | | | | | | | | | | | |
| JULY 11 | CONNECTICUT | | | | | | | | | | | | | | |
| AUG 15 | AT MINNESOTA | | | | | | | | | | | | | | |
| AUG 18 | SEATTLE | | | | | | | | | | | | | | |
| AUG 20 | SEATTLE | | | | | | | | | | | | | | |
| AUG 22 | LOS ANGELES | | | | | | | | | | | | | | |
| AUG 25 | PHOENIX | | | | | | | | | | | | | | |
| AUG 27 | PHOENIX | | | | | | | | | | | | | | |
| AUG 31 | AT MINNESOTA | | | | | | | | | | | | | | |
| SEPT 2 | AT SEATTLE | | | | | | | | | | | | | | |
| SEPT 11 | AT PHOENIX | | | | | | | | | | | | | | |
| SEPT 15 | AT DALLAS | | | | | | | | | | | | | | |
| SEPT 17 | AT CONNECTICUT | | | | | | | | | | | | | | |
| SEPT 17 | AT WASHINGTON | | | | | | | | | | | | | | |

CAREER REGULAR SEASON HIGHS

Per Game Highs

| | |
|-----------------------------------|--------------------------|
| Points | Season |
| Rebounds | 17 (Dallas - 5/24/2021) |
| Defensive Rebounds | 7 (Chicago - 5/23/2021) |
| Offensive Rebounds | 5 (Chicago - 5/23/2021) |
| Assists | 3 (Dallas - 5/24/2021) |
| Blocks | 3 (Dallas - 5/24/2021) |
| Steals | |
| Field Goals Made | 5 (2 Times) |
| Field Goals Attempted | 10 (Chicago - 5/23/2021) |
| Three Point Field Goals Made | 2 (Dallas - 5/24/2021) |
| Three Point Field Goals Attempted | 2 (Dallas - 5/24/2021) |
| Minutes Played | 22 (2 Times) |

Career

| |
|----------------------------|
| 33 (Minnesota - 7/17/2019) |
| 16 (Phoenix - 5/25/2019) |
| 11 (3 Times) |
| 7 (Phoenix - 5/25/2019) |
| 5 (2 Times) |
| 6 (2 Times) |
| 6 (Dallas - 8/8/2019) |
| 12 (Minnesota - 7/17/2019) |
| 21 (2 Times) |
| 4 (Washington - 8/14/2019) |
| 9 (Washington - 8/14/2019) |
| 41 (Atlanta - 5/17/2014) |

CAREER REGULAR SEASON AVERAGES

| YEAR | TEAM | G | GS | MPG | FG% | 3P% | FT% | OREB | DREB | RPG | APG | SPG | BPG | TO | PF | PPG |
|--------|------|-----|-----|------|------|------|------|------|------|-----|-----|-----|-----|-----|-----|------|
| 2014 | IND | 34 | 15 | 16.9 | 44.3 | 0.0 | 59.4 | 1.5 | 1.5 | 3.1 | 0.6 | 0.8 | 0.7 | 1.5 | 2.6 | 7.0 |
| 2015 | IND | 30 | 2 | 11.4 | 37.9 | 0.0 | 72.1 | 0.9 | 1.7 | 2.6 | 0.4 | 0.4 | 0.4 | 0.9 | 2.0 | 4.2 |
| 2016 | MIN | 34 | 1 | 14.6 | 57.4 | 20.0 | 67.7 | 1.2 | 2.4 | 3.6 | 0.8 | 0.7 | 0.8 | 1.1 | 2.9 | 6.7 |
| 2017 | MIN | 34 | 0 | 11.7 | 48.4 | 21.4 | 73.3 | 0.9 | 1.5 | 2.4 | 0.7 | 0.5 | 0.6 | 0.8 | 1.7 | 4.3 |
| 2018 | SEA | 34 | 33 | 25.6 | 54.7 | 32.7 | 79.8 | 2.4 | 4.1 | 6.4 | 1.0 | 1.3 | 2.0 | 1.9 | 3.7 | 13.2 |
| 2019 | SEA | 34 | 34 | 31.4 | 43.9 | 30.8 | 81.0 | 2.7 | 5.5 | 8.2 | 2.1 | 2.2 | 1.7 | 2.9 | 2.9 | 18.1 |
| 2021 | NYL | 2 | 2 | 22.0 | 55.6 | 66.7 | 87.5 | 2.5 | 4.0 | 6.5 | 2.0 | 0.0 | 0.0 | 5.0 | 2.5 | 14.5 |
| Career | | 224 | 109 | 19.0 | 48.3 | 30.8 | 74.9 | 1.7 | 3.0 | 4.7 | 1.0 | 1.1 | 1.0 | 1.6 | 2.7 | 9.1 |



GUARD



#20 SABRINA IONESCU

SECOND SEASON | OREGON '20 | WALNUT CREEK, CALIF. | 5-11 | BORN DEC. 6, 1997 | 2020: 18.3 PPG, 4.7 RPG, 4.0 APG

- Sabrina Ionescu was selected 1st overall in the 2020 WNBA Draft by the New York Liberty, which was the team's first overall selection in franchise history.
- In her three-game rookie season, Sabrina averaged 18.3 points, 4.7 rebounds and 4.0 assists while shooting 45.2% from the floor; including a 33-point breakout performance against Dallas.

SABRINA'S 2021 GAME-BY-GAME STATS

| DATE | OPPONENT | RESULT | MIN | FGM-A | 3PM-A | FTM-A | OREB | DREB | REB | AST | STL | BLK | TO | PF | PTS |
|---------|----------------|--------|-----|--------|--------|-------|------|------|-----|-----|-----|-----|----|----|-----|
| MAY 14 | INDIANA | W | 37 | 7 - 18 | 4 - 8 | 7 - 7 | 0 | 6 | 6 | 11 | 1 | 0 | 2 | 3 | 25 |
| MAY 16 | AT INDIANA | W | 31 | 3 - 9 | 2 - 4 | 4 - 5 | 0 | 5 | 5 | 4 | 0 | 0 | 8 | 4 | 12 |
| MAY 18 | MINNESOTA | W | 37 | 7 - 16 | 4 - 7 | 8 - 9 | 0 | 10 | 10 | 12 | 0 | 1 | 3 | 0 | 26 |
| MAY 21 | AT WASHINGTON | L | 31 | 3 - 9 | 1 - 4 | 3 - 3 | 2 | 4 | 6 | 5 | 0 | 0 | 4 | 2 | 10 |
| MAY 23 | AT CHICAGO | W | 36 | 7 - 13 | 5 - 10 | 0 - 0 | 0 | 5 | 5 | 12 | 1 | 3 | 4 | 2 | 19 |
| MAY 25 | DALLAS | W | 27 | 3 - 6 | 2 - 4 | 7 - 8 | 3 | 6 | 9 | 3 | 1 | 1 | 4 | 2 | 15 |
| MAY 29 | ATLANTA | L | 39 | 2 - 11 | 2 - 7 | 0 - 1 | 1 | 4 | 5 | 3 | 0 | 0 | 2 | 2 | 6 |
| JUNE 3 | LAS VEGAS | L | 32 | 2 - 13 | 1 - 6 | 0 - 0 | 2 | 7 | 9 | 9 | 0 | 0 | 4 | 2 | 5 |
| JUNE 5 | AT CONNECTICUT | L | 29 | 2 - 6 | 1 - 3 | 0 - 0 | 0 | 3 | 3 | 5 | 1 | 1 | 1 | 2 | 5 |
| JUNE 13 | AT PHOENIX | W | DNP | -- | -- | -- | -- | -- | -- | -- | -- | -- | -- | -- | -- |
| JUNE 15 | AT LAS VEGAS | | | | | | | | | | | | | | |
| JUNE 17 | AT LAS VEGAS | | | | | | | | | | | | | | |
| JUNE 20 | AT LOS ANGELES | | | | | | | | | | | | | | |
| JUNE 22 | CHICAGO | | | | | | | | | | | | | | |
| JUNE 24 | CHICAGO | | | | | | | | | | | | | | |
| JUNE 26 | AT ATLANTA | | | | | | | | | | | | | | |
| JUNE 29 | AT ATLANTA | | | | | | | | | | | | | | |
| JULY 3 | WASHINGTON | | | | | | | | | | | | | | |
| JULY 5 | DALLAS | | | | | | | | | | | | | | |
| JULY 9 | AT INDIANA | | | | | | | | | | | | | | |
| JULY 11 | CONNECTICUT | | | | | | | | | | | | | | |
| AUG 15 | AT MINNESOTA | | | | | | | | | | | | | | |
| AUG 18 | SEATTLE | | | | | | | | | | | | | | |
| AUG 20 | SEATTLE | | | | | | | | | | | | | | |
| AUG 22 | LOS ANGELES | | | | | | | | | | | | | | |
| AUG 25 | PHOENIX | | | | | | | | | | | | | | |
| AUG 27 | PHOENIX | | | | | | | | | | | | | | |
| AUG 31 | AT MINNESOTA | | | | | | | | | | | | | | |
| SEPT 2 | AT SEATTLE | | | | | | | | | | | | | | |
| SEPT 11 | AT PHOENIX | | | | | | | | | | | | | | |
| SEPT 15 | AT DALLAS | | | | | | | | | | | | | | |
| SEPT 17 | AT CONNECTICUT | | | | | | | | | | | | | | |
| SEPT 17 | AT WASHINGTON | | | | | | | | | | | | | | |

CAREER REGULAR SEASON HIGHS

Per Game Highs

| | |
|-----------------------------------|----------------------------|
| Points | 26 (Minnesota - 5/18/2021) |
| Rebounds | 10 (Minnesota - 5/18/2021) |
| Defensive Rebounds | 10 (Minnesota - 5/18/2021) |
| Offensive Rebounds | 3 (Dallas - 5/24/2021) |
| Assists | 12 (2 Times) |
| Blocks | 3 (Chicago - 5/23/2021) |
| Steals | 1 (4 Times) |
| Field Goals Made | 7 (3 Times) |
| Field Goals Attempted | 18 (Indiana - 5/14/2021) |
| Three Point Field Goals Made | 5 (Chicago - 5/23/2021) |
| Three Point Field Goals Attempted | 10 (Chicago - 5/23/2021) |
| Minutes Played | 39 (Atlanta - 5/29/2021) |

Career



| | |
|-----------------------------------|----------------------------|
| Points | 33 (Dallas - 7/29/2020) |
| Rebounds | 10 (Minnesota - 5/18/2021) |
| Defensive Rebounds | 10 (Minnesota - 5/18/2021) |
| Offensive Rebounds | 3 (Dallas - 5/24/2021) |
| Assists | 12 (2 Times) |
| Blocks | 3 (Chicago - 5/23/2021) |
| Steals | 1 (5 Times) |
| Field Goals Made | 11 (Dallas - 7/29/2020) |
| Field Goals Attempted | 20 (Dallas - 7/29/2020) |
| Three Point Field Goals Made | 6 (Dallas - 7/29/2020) |
| Three Point Field Goals Attempted | 10 (2 Times) |
| Minutes Played | 39 (Atlanta - 5/29/2021) |

CAREER REGULAR SEASON AVERAGES

| YEAR | TEAM | G | GS | MPG | FG% | 3P% | FT% | OREB | DREB | RPG | APG | SPG | BPG | TO | PF | PPG |
|--------|------|----|----|------|------|------|------|------|------|-----|-----|-----|-----|-----|-----|------|
| 2020 | NYL | 3 | 3 | 26.7 | 45.2 | 35.0 | 100 | 0.7 | 4.0 | 4.7 | 4.0 | 0.7 | 0.0 | 4.3 | 1.3 | 18.3 |
| 2021 | NYL | 9 | 9 | 33.3 | 35.6 | 41.5 | 87.9 | 0.9 | 5.6 | 6.4 | 7.1 | 0.4 | 0.7 | 3.6 | 2.1 | 13.7 |
| Career | | 12 | 12 | 31.7 | 38.5 | 39.7 | 90.7 | 0.8 | 5.2 | 6.0 | 6.3 | 0.5 | 0.5 | 3.8 | 1.9 | 14.8 |



GUARD



#4 JAZMINE JONES

SECOND SEASON | LOUISVILLE '20 | TALLAHASSEE, FLA. | 6-0 | BORN OCT. 15, 1996 | 2020: 10.8 PPG, 4.1 RPG, 2.3 APG

- Named to the 2020 WNBA All-Rookie Team, the Liberty's first selection since 2015.
- Ranked fourth among rookies in scoring (10.8 PPG), third in rebounding (4.1 RPG) and first in steals (1.4 SPG).

JAZMINE'S 2021 GAME-BY-GAME STATS

| DATE | OPPONENT | RESULT | MIN | FGM-A | 3PM-A | FTM-A | OREB | DREB | REB | AST | STL | BLK | TO | PF | PTS |
|---------|----------------|--------|-----|--------|-------|-------|------|------|-----|-----|-----|-----|----|----|-----|
| MAY 14 | INDIANA | W | 14 | 0 - 1 | 0 - 1 | 0 - 0 | 0 | 1 | 1 | 0 | 0 | 1 | 2 | 3 | 0 |
| MAY 16 | AT INDIANA | W | 16 | 4 - 7 | 2 - 2 | 0 - 0 | 1 | 1 | 2 | 2 | 2 | 1 | 1 | 3 | 10 |
| MAY 18 | MINNESOTA | W | 11 | 1 - 4 | 0 - 1 | 0 - 0 | 0 | 2 | 2 | 1 | 0 | 1 | 2 | 2 | 2 |
| MAY 21 | AT WASHINGTON | L | 24 | 1 - 5 | 0 - 1 | 1 - 2 | 0 | 1 | 1 | 3 | 1 | 1 | 2 | 1 | 3 |
| MAY 23 | AT CHICAGO | W | 10 | 1 - 1 | 1 - 1 | 0 - 0 | 0 | 3 | 3 | 1 | 0 | 0 | 2 | 2 | 3 |
| MAY 25 | DALLAS | W | 18 | 2 - 4 | 0 - 1 | 1 - 2 | 1 | 2 | 3 | 1 | 1 | 0 | 1 | 3 | 5 |
| MAY 29 | ATLANTA | L | 13 | 1 - 3 | 0 - 0 | 2 - 2 | 0 | 4 | 4 | 0 | 0 | 0 | 3 | 0 | 4 |
| JUNE 3 | LAS VEGAS | L | 4 | 0 - 1 | 0 - 0 | 0 - 0 | 1 | 1 | 2 | 2 | 0 | 0 | 2 | 3 | 0 |
| JUNE 5 | AT CONNECTICUT | L | 19 | 2 - 5 | 0 - 1 | 4 - 4 | 0 | 3 | 3 | 3 | 0 | 0 | 3 | 4 | 8 |
| JUNE 13 | AT PHOENIX | W | 21 | 6 - 13 | 1 - 1 | 3 - 4 | 3 | 4 | 7 | 1 | 0 | 0 | 1 | 4 | 16 |
| JUNE 15 | AT LAS VEGAS | | | | | | | | | | | | | | |
| JUNE 17 | AT LAS VEGAS | | | | | | | | | | | | | | |
| JUNE 20 | AT LOS ANGELES | | | | | | | | | | | | | | |
| JUNE 22 | CHICAGO | | | | | | | | | | | | | | |
| JUNE 24 | CHICAGO | | | | | | | | | | | | | | |
| JUNE 26 | AT ATLANTA | | | | | | | | | | | | | | |
| JUNE 29 | AT ATLANTA | | | | | | | | | | | | | | |
| JULY 3 | WASHINGTON | | | | | | | | | | | | | | |
| JULY 5 | DALLAS | | | | | | | | | | | | | | |
| JULY 9 | AT INDIANA | | | | | | | | | | | | | | |
| JULY 11 | CONNECTICUT | | | | | | | | | | | | | | |
| AUG 15 | AT MINNESOTA | | | | | | | | | | | | | | |
| AUG 18 | SEATTLE | | | | | | | | | | | | | | |
| AUG 20 | SEATTLE | | | | | | | | | | | | | | |
| AUG 22 | LOS ANGELES | | | | | | | | | | | | | | |
| AUG 25 | PHOENIX | | | | | | | | | | | | | | |
| AUG 27 | PHOENIX | | | | | | | | | | | | | | |
| AUG 31 | AT MINNESOTA | | | | | | | | | | | | | | |
| SEPT 2 | AT SEATTLE | | | | | | | | | | | | | | |
| SEPT 11 | AT PHOENIX | | | | | | | | | | | | | | |
| SEPT 15 | AT DALLAS | | | | | | | | | | | | | | |
| SEPT 17 | AT CONNECTICUT | | | | | | | | | | | | | | |
| SEPT 17 | AT WASHINGTON | | | | | | | | | | | | | | |

CAREER REGULAR SEASON HIGHS

Per Game Highs

| | |
|-----------------------------------|-----------------------------|
| Points | 16 (Phoenix - 6/13/2021) |
| Rebounds | 7 (Phoenix - 6/13/2021) |
| Defensive Rebounds | 4 (2 Times) |
| Offensive Rebounds | 3 (Phoenix - 6/13/2021) |
| Assists | 3 (2 Times) |
| Blocks | 1 (4 Times) |
| Steals | 2 (Indiana - 5/16/2021) |
| Field Goals Made | 6 (Phoenix - 6/13/2021) |
| Field Goals Attempted | 13 (Phoenix - 6/13/2021) |
| Three Point Field Goals Made | 2 (Indiana - 5/16/2021) |
| Three Point Field Goals Attempted | 2 (Indiana - 5/16/2021) |
| Minutes Played | 24 (Washington - 5/21/2021) |

Career

| |
|------------------------------|
| 24 (Los Angeles - 8/11/2020) |
| 10 (Indiana - 9/10/2020) |
| 9 (Indiana - 9/10/2020) |
| 3 (2 Times) |
| 6 (Washington - 9/12/2020) |
| 2 (3 Times) |
| 5 (Los Angeles - 8/11/2020) |
| 8 (2 Times) |
| 16 (Los Angeles - 8/11/2020) |
| 2 (5 Times) |
| 4 (4 Times) |
| 33 (Washington - 9/12/2020) |

CAREER REGULAR SEASON AVERAGES

| YEAR | TEAM | G | GS | MPG | FG% | 3P% | FT% | OREB | DREB | RPG | APG | SPG | BPG | TO | PF | PPG |
|--------|------|----|----|------|------|------|------|------|------|-----|-----|-----|-----|-----|-----|------|
| 2020 | NYL | 19 | 1 | 20.8 | 38.9 | 31.0 | 77.9 | 0.8 | 3.1 | 3.9 | 2.2 | 1.5 | 0.5 | 2.7 | 3.0 | 10.3 |
| 2021 | NYL | 10 | 0 | 15.2 | 40.9 | 44.4 | 78.6 | 0.6 | 2.2 | 2.8 | 1.4 | 0.4 | 0.4 | 1.9 | 2.5 | 5.1 |
| Career | | 30 | 2 | 19.3 | 40.5 | 35.2 | 78.7 | 0.8 | 2.8 | 3.6 | 2.0 | 1.1 | 0.4 | 2.5 | 2.8 | 8.9 |



GUARD/FORWARD



#44 BETNIJAH LANEY

FIFTH SEASON | RUTGERS '15 | CLAYTON, DEL. | 6-0 | BORN OCT. 29, 1993 | 2020: 17.2 PPG, 3.0 RPG, 3.7 APG

• Laney, the WNBA's 2020 Most Improved Player, joins New York after a career-best season with Atlanta, where she averaged 17.2 points, 4.9 rebounds, and 4.0 assists per contest, while shooting 48.1% from the field and 40.5% from beyond the arc.

• Laney's 2020 performance also garnered her a spot on the WNBA All-Defensive First Team.

BETNIJAH'S 2021 GAME-BY-GAME STATS

| DATE | OPPONENT | RESULT | MIN | FGM-A | 3PM-A | FTM-A | OREB | DREB | REB | AST | STL | BLK | TO | PF | PTS |
|---------|----------------|--------|-----|---------|-------|---------|------|------|-----|-----|-----|-----|----|----|-----|
| MAY 14 | INDIANA | W | 38 | 11 - 18 | 4 - 5 | 4 - 6 | 0 | 5 | 5 | 2 | 0 | 0 | 2 | 3 | 30 |
| MAY 16 | AT INDIANA | W | 33 | 6 - 17 | 2 - 7 | 6 - 7 | 0 | 2 | 2 | 4 | 1 | 0 | 6 | 4 | 20 |
| MAY 18 | MINNESOTA | W | 32 | 8 - 12 | 2 - 2 | 2 - 2 | 0 | 2 | 2 | 5 | 0 | 0 | 4 | 3 | 20 |
| MAY 21 | AT WASHINGTON | L | 34 | 9 - 18 | 2 - 4 | 0 - 0 | 1 | 4 | 5 | 5 | 2 | 1 | 4 | 2 | 20 |
| MAY 23 | AT CHICAGO | W | 34 | 8 - 14 | 1 - 2 | 3 - 5 | 3 | 3 | 6 | 5 | 0 | 0 | 7 | 3 | 20 |
| MAY 25 | DALLAS | W | 35 | 9 - 15 | 1 - 3 | 7 - 9 | 0 | 2 | 2 | 3 | 0 | 0 | 1 | 4 | 26 |
| MAY 29 | ATLANTA | L | 41 | 4 - 12 | 0 - 2 | 12 - 12 | 0 | 6 | 6 | 11 | 2 | 0 | 7 | 2 | 20 |
| JUNE 3 | LAS VEGAS | L | 36 | 9 - 21 | 1 - 5 | 4 - 5 | 1 | 4 | 5 | 3 | 0 | 0 | 2 | 2 | 23 |
| JUNE 5 | AT CONNECTICUT | L | 31 | 4 - 12 | 0 - 3 | 0 - 0 | 0 | 2 | 2 | 6 | 1 | 0 | 4 | 2 | 8 |
| JUNE 13 | AT PHOENIX | W | 36 | 9 - 19 | 3 - 9 | 2 - 2 | 1 | 6 | 7 | 10 | 0 | 0 | 1 | 1 | 23 |
| JUNE 15 | AT LAS VEGAS | | | | | | | | | | | | | | |
| JUNE 17 | AT LAS VEGAS | | | | | | | | | | | | | | |
| JUNE 20 | AT LOS ANGELES | | | | | | | | | | | | | | |
| JUNE 22 | CHICAGO | | | | | | | | | | | | | | |
| JUNE 24 | CHICAGO | | | | | | | | | | | | | | |
| JUNE 26 | AT ATLANTA | | | | | | | | | | | | | | |
| JUNE 29 | AT ATLANTA | | | | | | | | | | | | | | |
| JULY 3 | WASHINGTON | | | | | | | | | | | | | | |
| JULY 5 | DALLAS | | | | | | | | | | | | | | |
| JULY 9 | AT INDIANA | | | | | | | | | | | | | | |
| JULY 11 | CONNECTICUT | | | | | | | | | | | | | | |
| AUG 15 | AT MINNESOTA | | | | | | | | | | | | | | |
| AUG 18 | SEATTLE | | | | | | | | | | | | | | |
| AUG 20 | SEATTLE | | | | | | | | | | | | | | |
| AUG 22 | LOS ANGELES | | | | | | | | | | | | | | |
| AUG 25 | PHOENIX | | | | | | | | | | | | | | |
| AUG 27 | PHOENIX | | | | | | | | | | | | | | |
| AUG 31 | AT MINNESOTA | | | | | | | | | | | | | | |
| SEPT 2 | AT SEATTLE | | | | | | | | | | | | | | |
| SEPT 11 | AT PHOENIX | | | | | | | | | | | | | | |
| SEPT 15 | AT DALLAS | | | | | | | | | | | | | | |
| SEPT 17 | AT CONNECTICUT | | | | | | | | | | | | | | |
| SEPT 17 | AT WASHINGTON | | | | | | | | | | | | | | |

CAREER REGULAR SEASON HIGHS

Per Game Highs

| | |
|-----------------------------------|----------------------------|
| Points | 30 (Indiana - 5/14/2021) |
| Rebounds | 7 (Phoenix - 6/13/2021) |
| Defensive Rebounds | 6 (Atlanta - 5/29/2021) |
| Offensive Rebounds | 3 (Chicago - 5/23/2021) |
| Assists | 11 (Atlanta - 5/29/2021) |
| Blocks | 1 (Washington - 5/21/2021) |
| Steals | 2 (2 Times) |
| Field Goals Made | 11 (Indiana - 5/14/2021) |
| Field Goals Attempted | 21 (Las Vegas - 6/3/2021) |
| Three Point Field Goals Made | 4 (Indiana - 5/14/2021) |
| Three Point Field Goals Attempted | 9 (Phoenix - 6/13/2021) |
| Minutes Played | 41 (Atlanta - 5/29/2021) |

Career

| |
|------------------------------|
| 35 (Washington - 8/19/2020) |
| 11 (Dallas - 6/13/2019) |
| 9 (Las Vegas - 7/10/2019) |
| 6 (Dallas - 6/13/2019) |
| 11 (2 Times) |
| 2 (Atlanta - 6/19/2015) |
| 4 (5 Times) |
| 14 (Washington - 8/19/2020) |
| 24 (Washington - 8/19/2020) |
| 4 (2 Times) |
| 9 (Phoenix - 6/13/2021) |
| 43 (Los Angeles - 8/21/2020) |

CAREER REGULAR SEASON AVERAGES

| YEAR | TEAM | G | GS | MPG | FG% | 3P% | FT% | OREB | DREB | RPG | APG | SPG | BPG | TO | PF | PPG |
|--------|------|-----|----|------|------|------|------|------|------|-----|-----|-----|-----|-----|-----|------|
| 2015 | CHI | 32 | 2 | 12.8 | 39.4 | 0.0 | 69.6 | 0.6 | 1.6 | 2.1 | 0.6 | 0.5 | 0.2 | 0.6 | 1.3 | 2.9 |
| 2016 | CHI | 8 | 1 | 5.3 | 16.7 | 0.0 | 100 | 0.1 | 0.5 | 0.6 | 0.1 | 0.1 | 0.0 | 0.3 | 0.8 | 1.0 |
| 2018 | CON | 29 | 0 | 9.3 | 47.1 | 11.1 | 90.9 | 0.7 | 1.0 | 1.7 | 0.7 | 0.4 | 0.0 | 0.6 | 0.7 | 2.7 |
| 2019 | IND | 34 | 27 | 25.8 | 36.2 | 30.3 | 58.1 | 0.9 | 3.3 | 4.2 | 1.7 | 1.4 | 0.1 | 1.4 | 1.6 | 5.6 |
| 2020 | ATL | 22 | 22 | 33.3 | 48.1 | 40.5 | 82.7 | 1.1 | 3.8 | 4.9 | 4.0 | 1.6 | 0.1 | 3.0 | 2.6 | 17.2 |
| 2021 | NYL | 10 | 10 | 35.0 | 48.7 | 38.1 | 83.3 | 0.6 | 3.6 | 4.2 | 5.4 | 0.6 | 0.1 | 3.8 | 2.6 | 21.0 |
| Career | | 135 | 62 | 19.9 | 43.7 | 33.8 | 78.1 | 0.8 | 2.3 | 3.1 | 1.8 | 0.9 | 0.1 | 1.4 | 1.5 | 7.1 |



FORWARD

#0 LEIONNA ODOM

SECOND SEASON | DUKE '20 | LOMPOC, CALIF. | 6-2 | BORN APRIL 5, 1997 | 2020: 5.5 PPG, 2.3 RPG

- Odom appeared in all 22 games in 2020, starting in 16, which was the most of any Liberty rookie.
- Neah averaged 5.5 points and 2.3 rebounds in 20.6 minutes per contest; also led the Liberty with a team-best 49.0% field goal percentage last season.

LEIONNA'S 2021 GAME-BY-GAME STATS

| DATE | OPPONENT | RESULT | MIN | FGM-A | 3PM-A | FTM-A | OREB | DREB | REB | AST | STL | BLK | TO | PF | PTS |
|---------|----------------|--------|-----|-------|-------|-------|------|------|-----|-----|-----|-----|----|----|-----|
| MAY 14 | INDIANA | W | DND | -- | -- | -- | -- | -- | -- | -- | -- | -- | -- | -- | -- |
| MAY 16 | AT INDIANA | W | DND | -- | -- | -- | -- | -- | -- | -- | -- | -- | -- | -- | -- |
| MAY 18 | MINNESOTA | W | DND | -- | -- | -- | -- | -- | -- | -- | -- | -- | -- | -- | -- |
| MAY 21 | AT WASHINGTON | L | DNP | -- | -- | -- | -- | -- | -- | -- | -- | -- | -- | -- | -- |
| MAY 23 | AT CHICAGO | W | DNP | -- | -- | -- | -- | -- | -- | -- | -- | -- | -- | -- | -- |
| MAY 25 | DALLAS | W | DNP | -- | -- | -- | -- | -- | -- | -- | -- | -- | -- | -- | -- |
| MAY 29 | ATLANTA | L | DNP | -- | -- | -- | -- | -- | -- | -- | -- | -- | -- | -- | -- |
| JUNE 3 | LAS VEGAS | L | 12 | 3 - 3 | 1 - 1 | 0 - 0 | 1 | 0 | 1 | 1 | 1 | 1 | 1 | 2 | 7 |
| JUNE 5 | AT CONNECTICUT | L | 13 | 2 - 3 | 1 - 2 | 0 - 0 | 0 | 1 | 1 | 0 | 0 | 1 | 2 | 3 | 5 |
| JUNE 13 | AT PHOENIX | W | 14 | 2 - 3 | 0 - 1 | 0 - 0 | 0 | 1 | 1 | 0 | 0 | 0 | 0 | 2 | 4 |
| JUNE 15 | AT LAS VEGAS | | | | | | | | | | | | | | |
| JUNE 17 | AT LAS VEGAS | | | | | | | | | | | | | | |
| JUNE 20 | AT LOS ANGELES | | | | | | | | | | | | | | |
| JUNE 22 | CHICAGO | | | | | | | | | | | | | | |
| JUNE 24 | CHICAGO | | | | | | | | | | | | | | |
| JUNE 26 | AT ATLANTA | | | | | | | | | | | | | | |
| JUNE 29 | AT ATLANTA | | | | | | | | | | | | | | |
| JULY 3 | WASHINGTON | | | | | | | | | | | | | | |
| JULY 5 | DALLAS | | | | | | | | | | | | | | |
| JULY 9 | AT INDIANA | | | | | | | | | | | | | | |
| JULY 11 | CONNECTICUT | | | | | | | | | | | | | | |
| AUG 15 | AT MINNESOTA | | | | | | | | | | | | | | |
| AUG 18 | SEATTLE | | | | | | | | | | | | | | |
| AUG 20 | SEATTLE | | | | | | | | | | | | | | |
| AUG 22 | LOS ANGELES | | | | | | | | | | | | | | |
| AUG 25 | PHOENIX | | | | | | | | | | | | | | |
| AUG 27 | PHOENIX | | | | | | | | | | | | | | |
| AUG 31 | AT MINNESOTA | | | | | | | | | | | | | | |
| SEPT 2 | AT SEATTLE | | | | | | | | | | | | | | |
| SEPT 11 | AT PHOENIX | | | | | | | | | | | | | | |
| SEPT 15 | AT DALLAS | | | | | | | | | | | | | | |
| SEPT 17 | AT CONNECTICUT | | | | | | | | | | | | | | |
| SEPT 17 | AT WASHINGTON | | | | | | | | | | | | | | |

CAREER REGULAR SEASON HIGHS

Per Game Highs

| | |
|-----------------------------------|----------------------------|
| Points | 7 (Las Vegas - 6/3/2021) |
| Rebounds | 1 (3 Times) |
| Defensive Rebounds | 1 (2 Times) |
| Offensive Rebounds | 1 (Las Vegas - 6/3/2021) |
| Assists | 1 (Las Vegas - 6/3/2021) |
| Blocks | 1 (2 Times) |
| Steals | 1 (Las Vegas - 6/3/2021) |
| Field Goals Made | 3 (Las Vegas - 6/3/2021) |
| Field Goals Attempted | 3 (3 Times) |
| Three Point Field Goals Made | 1 (2 Times) |
| Three Point Field Goals Attempted | 2 (Connecticut - 6/5/2021) |
| Minutes Played | 14 (Phoenix - 6/13/2021) |

Career

| |
|-------------------------|
| 20 (Dallas - 9/13/2020) |
| 7 (Phoenix - 9/5/2020) |
| 3 (2 Times) |
| 4 (3 Times) |
| 3 (Chicago - 8/20/2020) |
| 1 (10 Times) |
| 3 (Dallas - 9/13/2020) |
| 10 (Dallas - 9/13/2020) |
| 12 (Dallas - 9/13/2020) |
| 1 (7 Times) |
| 4 (Atlanta - 9/3/2020) |
| 33 (Phoenix - 9/5/2020) |

CAREER REGULAR SEASON AVERAGES

| YEAR | TEAM | G | GS | MPG | FG% | 3P% | FT% | OREB | DREB | RPG | APG | SPG | BPG | TO | PF | PPG |
|--------|------|----|----|------|------|------|------|------|------|-----|-----|-----|-----|-----|-----|-----|
| 2020 | NYL | 21 | 16 | 20.1 | 44.2 | 26.3 | 87.0 | 1.6 | 0.8 | 2.3 | 0.7 | 0.6 | 0.3 | 0.7 | 1.7 | 4.8 |
| 2021 | NYL | 3 | 0 | 13.3 | 77.8 | 50.0 | 0.0 | 0.3 | 0.7 | 1.0 | 0.3 | 0.3 | 0.7 | 1.0 | 2.3 | 5.3 |
| Career | | 25 | 16 | 19.7 | 51.4 | 29.2 | 87.0 | 1.4 | 0.7 | 2.1 | 0.7 | 0.6 | 0.4 | 0.7 | 1.8 | 5.5 |



FORWARD



@michaela_o21



@monyenwere_

#21 MICHAELA ONYENWERE

ROOKIE SEASON | UCLA '21 | AURORA, COLO. | 6-0 | BORN AUG. 10, 1999 | 2021 DRAFT: 6TH OVERALL

- At UCLA, Onyenwere averaged 19.1 points and 7.2 rebounds while shooting 42.1% in her senior campaign, leading the Bruins to a Sweet Sixteen appearance.
- A four-year letter winner, she finished her collegiate career as the fourth overall leading scorer in program history (1,888 points).

MICHAELA'S 2021 GAME-BY-GAME STATS

| DATE | OPPONENT | RESULT | MIN | FGM-A | 3PM-A | FTM-A | OREB | DREB | REB | AST | STL | BLK | TO | PF | PTS |
|---------|----------------|--------|-----|---------|--------|-------|------|------|-----|-----|-----|-----|----|----|-----|
| MAY 14 | INDIANA | W | 29 | 6 - 12 | 3 - 6 | 3 - 3 | 1 | 4 | 5 | 1 | 1 | 0 | 0 | 3 | 18 |
| MAY 16 | AT INDIANA | W | 25 | 4 - 7 | 1 - 2 | 2 - 3 | 1 | 4 | 5 | 0 | 1 | 0 | 2 | 2 | 11 |
| MAY 18 | MINNESOTA | W | 30 | 3 - 11 | 1 - 4 | 0 - 0 | 0 | 2 | 2 | 1 | 0 | 1 | 1 | 3 | 7 |
| MAY 21 | AT WASHINGTON | L | 10 | 2 - 7 | 1 - 3 | 0 - 0 | 0 | 1 | 1 | 0 | 0 | 0 | 0 | 2 | 5 |
| MAY 23 | AT CHICAGO | W | 21 | 4 - 9 | 2 - 4 | 0 - 0 | 2 | 2 | 4 | 0 | 0 | 1 | 0 | 1 | 10 |
| MAY 25 | DALLAS | W | 13 | 2 - 2 | 1 - 1 | 0 - 0 | 1 | 0 | 1 | 0 | 0 | 0 | 1 | 4 | 5 |
| MAY 29 | ATLANTA | L | 39 | 10 - 22 | 6 - 14 | 3 - 3 | 2 | 3 | 5 | 2 | 1 | 0 | 1 | 1 | 29 |
| JUNE 3 | LAS VEGAS | L | 20 | 3 - 10 | 2 - 4 | 3 - 4 | 1 | 0 | 1 | 0 | 1 | 1 | 0 | 3 | 11 |
| JUNE 5 | AT CONNECTICUT | L | 23 | 3 - 4 | 1 - 2 | 0 - 0 | 1 | 3 | 4 | 1 | 0 | 1 | 2 | 3 | 7 |
| JUNE 13 | AT PHOENIX | W | 20 | 0 - 7 | 0 - 3 | 3 - 3 | 0 | 3 | 3 | 0 | 0 | 1 | 1 | 2 | 3 |
| JUNE 15 | AT LAS VEGAS | | | | | | | | | | | | | | |
| JUNE 17 | AT LAS VEGAS | | | | | | | | | | | | | | |
| JUNE 20 | AT LOS ANGELES | | | | | | | | | | | | | | |
| JUNE 22 | CHICAGO | | | | | | | | | | | | | | |
| JUNE 24 | CHICAGO | | | | | | | | | | | | | | |
| JUNE 26 | AT ATLANTA | | | | | | | | | | | | | | |
| JUNE 29 | AT ATLANTA | | | | | | | | | | | | | | |
| JULY 3 | WASHINGTON | | | | | | | | | | | | | | |
| JULY 5 | DALLAS | | | | | | | | | | | | | | |
| JULY 9 | AT INDIANA | | | | | | | | | | | | | | |
| JULY 11 | CONNECTICUT | | | | | | | | | | | | | | |
| AUG 15 | AT MINNESOTA | | | | | | | | | | | | | | |
| AUG 18 | SEATTLE | | | | | | | | | | | | | | |
| AUG 20 | SEATTLE | | | | | | | | | | | | | | |
| AUG 22 | LOS ANGELES | | | | | | | | | | | | | | |
| AUG 25 | PHOENIX | | | | | | | | | | | | | | |
| AUG 27 | PHOENIX | | | | | | | | | | | | | | |
| AUG 31 | AT MINNESOTA | | | | | | | | | | | | | | |
| SEPT 2 | AT SEATTLE | | | | | | | | | | | | | | |
| SEPT 11 | AT PHOENIX | | | | | | | | | | | | | | |
| SEPT 15 | AT DALLAS | | | | | | | | | | | | | | |
| SEPT 17 | AT CONNECTICUT | | | | | | | | | | | | | | |
| SEPT 17 | AT WASHINGTON | | | | | | | | | | | | | | |

CAREER REGULAR SEASON HIGHS

Per Game Highs

Points
Rebounds
Defensive Rebounds
Offensive Rebounds
Assists
Blocks
Steals
Field Goals Made
Field Goals Attempted
Three Point Field Goals Made
Three Point Field Goals Attempted
Minutes Played

Season/Career


29 (Atlanta - 5/29/2021)
5 (3 Times)
4 (2 Times)
2 (2 Times)
2 (Atlanta - 5/29/2021)
1 (4 Times)
1 (4 Times)
10 (Atlanta - 5/29/2021)
22 (Atlanta - 5/29/2021)
6 (Atlanta - 5/29/2021)
14 (Atlanta - 5/29/2021)
39 (Atlanta - 5/29/2021)

CAREER REGULAR SEASON AVERAGES

| YEAR | TEAM | G | GS | MPG | FG% | 3P% | FT% | OREB | DREB | RPG | APG | SPG | BPG | TO | PF | PPG |
|--------|------|----|----|------|------|------|------|------|------|-----|-----|-----|-----|-----|-----|------|
| 2021 | NYL | 10 | 10 | 23.0 | 40.7 | 41.9 | 87.5 | 0.9 | 2.2 | 3.1 | 0.5 | 0.4 | 0.5 | 0.8 | 2.4 | 10.6 |
| Career | | 10 | 10 | 23.0 | 40.7 | 41.9 | 87.5 | 0.9 | 2.2 | 3.1 | 0.5 | 0.4 | 0.5 | 0.8 | 2.4 | 10.6 |



GUARD/FORWARD



#2 DIDI RICHARDS

ROOKIE SEASON | BAYLOR '21 | CYPRESS, TEXAS | 6-2 | BORN FEB. 8, 1999 | 2021 DRAFT: 17TH OVERALL

- Richards, averaged 6.3 points and 6.3 assists per game in the 2020-21 season while shooting 42.9% from the field, leading Baylor to a 28-3 finish and Final Four appearance. Her 189 assists ranked No. 2 in the nation.
- DiDi garnered the 2020 Naismith and WBCA Defensive Player of The Year Awards.
- Helped Baylor secure its third-ever NCAA Championship in 2019.

DIDI'S 2021 GAME-BY-GAME STATS

| DATE | OPPONENT | RESULT | MIN | FGM-A | 3PM-A | FTM-A | OREB | DREB | REB | AST | STL | BLK | TO | PF | PTS |
|---------|----------------|--------|-----|-------|-------|-------|------|------|-----|-----|-----|-----|----|----|-----|
| MAY 14 | INDIANA | W | 9 | 1-1 | 0-0 | 0-0 | 1 | 1 | 2 | 0 | 1 | 0 | 1 | 0 | 2 |
| MAY 16 | AT INDIANA | W | 17 | 1-3 | 0-0 | 0-0 | 0 | 2 | 2 | 0 | 2 | 0 | 1 | 0 | 2 |
| MAY 18 | MINNESOTA | W | 4 | 1-1 | 0-0 | 0-0 | 0 | 1 | 1 | 0 | 0 | 0 | 1 | 0 | 2 |
| MAY 21 | AT WASHINGTON | L | 9 | 2-4 | 0-0 | 1-2 | 0 | 0 | 0 | 1 | 2 | 0 | 1 | 2 | 5 |
| MAY 23 | AT CHICAGO | W | 4 | 0-0 | 0-0 | 0-0 | 1 | 0 | 1 | 0 | 0 | 0 | 0 | 1 | 0 |
| MAY 25 | DALLAS | W | 19 | 1-2 | 1-2 | 0-0 | 1 | 2 | 3 | 5 | 2 | 1 | 1 | 1 | 3 |
| MAY 29 | ATLANTA | L | 5 | 0-0 | 0-0 | 0-0 | 0 | 0 | 0 | 1 | 0 | 0 | 1 | 0 | 0 |
| JUNE 3 | LAS VEGAS | L | 5 | 0-2 | 0-0 | 0-0 | 0 | 0 | 0 | 0 | 0 | 0 | 0 | 1 | 0 |
| JUNE 5 | AT CONNECTICUT | L | 2 | 0-0 | 0-0 | 1-2 | 0 | 0 | 0 | 2 | 0 | 0 | 0 | 0 | 1 |
| JUNE 13 | AT PHOENIX | W | 9 | 0-1 | 0-1 | 0-0 | 0 | 0 | 0 | 0 | 0 | 0 | 0 | 1 | 0 |
| JUNE 15 | AT LAS VEGAS | | | | | | | | | | | | | | |
| JUNE 17 | AT LAS VEGAS | | | | | | | | | | | | | | |
| JUNE 20 | AT LOS ANGELES | | | | | | | | | | | | | | |
| JUNE 22 | CHICAGO | | | | | | | | | | | | | | |
| JUNE 24 | CHICAGO | | | | | | | | | | | | | | |
| JUNE 26 | AT ATLANTA | | | | | | | | | | | | | | |
| JUNE 29 | AT ATLANTA | | | | | | | | | | | | | | |
| JULY 3 | WASHINGTON | | | | | | | | | | | | | | |
| JULY 5 | DALLAS | | | | | | | | | | | | | | |
| JULY 9 | AT INDIANA | | | | | | | | | | | | | | |
| JULY 11 | CONNECTICUT | | | | | | | | | | | | | | |
| AUG 15 | AT MINNESOTA | | | | | | | | | | | | | | |
| AUG 18 | SEATTLE | | | | | | | | | | | | | | |
| AUG 20 | SEATTLE | | | | | | | | | | | | | | |
| AUG 22 | LOS ANGELES | | | | | | | | | | | | | | |
| AUG 25 | PHOENIX | | | | | | | | | | | | | | |
| AUG 27 | PHOENIX | | | | | | | | | | | | | | |
| AUG 31 | AT MINNESOTA | | | | | | | | | | | | | | |
| SEPT 2 | AT SEATTLE | | | | | | | | | | | | | | |
| SEPT 11 | AT PHOENIX | | | | | | | | | | | | | | |
| SEPT 15 | AT DALLAS | | | | | | | | | | | | | | |
| SEPT 17 | AT CONNECTICUT | | | | | | | | | | | | | | |
| SEPT 17 | AT WASHINGTON | | | | | | | | | | | | | | |

CAREER REGULAR SEASON HIGHS

Per Game Highs

Points
Rebounds
Defensive Rebounds
Offensive Rebounds
Assists
Blocks
Steals
Field Goals Made
Field Goals Attempted
Three Point Field Goals Made
Three Point Field Goals Attempted
Minutes Played

Season/Career

5 (Washington - 5/21/2021)
3 (Dallas - 5/24/2021)
2 (2 Times)
1 (3 Times)
5 (Dallas - 5/24/2021)
1 (Dallas - 5/24/2021)
2 (3 Times)
2 (Washington - 5/21/2021)
4 (Washington - 5/21/2021)
1 (Dallas - 5/24/2021)
2 (Dallas - 5/24/2021)
19 (Dallas - 5/24/2021)

CAREER REGULAR SEASON AVERAGES

| YEAR | TEAM | G | GS | MPG | FG% | 3P% | FT% | OREB | DREB | RPG | APG | SPG | BPG | TO | PF | PPG |
|---------------|------|----------|----------|------------|-------------|-------------|-------------|------------|------------|------------|------------|------------|------------|------------|------------|------------|
| 2021 | NYL | 9 | 0 | 8.2 | 46.2 | 50.0 | 50.0 | 0.3 | 0.7 | 1.0 | 1.0 | 0.8 | 0.1 | 0.7 | 0.6 | 1.7 |
| Career | | 9 | 0 | 8.2 | 46.2 | 50.0 | 50.0 | 0.3 | 0.7 | 1.0 | 1.0 | 0.8 | 0.1 | 0.7 | 0.6 | 1.7 |



FORWARD



#24 KYLEE SHOOK

SECOND SEASON | LOUISVILLE '20 | COLORADO SPRINGS, COLO. | 6-4 | BORN MARCH 18, 1998 | 2020: 4.1 PPG, 2.8 RPG

- Shook saw action in 20 of 22 games of her rookie campaign averaging 4.1 points and 2.8 rebounds in 14.5 minutes per game.
- Recorded a season-high 9 points on four occasions and 6 rebounds in two contests.

KYLEE'S 2021 GAME-BY-GAME STATS

| DATE | OPPONENT | RESULT | MIN | FGM-A | 3PM-A | FTM-A | OREB | DREB | REB | AST | STL | BLK | TO | PF | PTS |
|---------|----------------|--------|-----|-------|-------|-------|------|------|-----|-----|-----|-----|----|----|-----|
| MAY 14 | INDIANA | W | 26 | 3 - 8 | 0 - 1 | 0 - 0 | 0 | 3 | 3 | 3 | 1 | 1 | 2 | 2 | 6 |
| MAY 16 | AT INDIANA | W | 28 | 3 - 7 | 0 - 1 | 0 - 0 | 2 | 5 | 7 | 1 | 1 | 0 | 0 | 3 | 6 |
| MAY 18 | MINNESOTA | W | 28 | 4 - 5 | 2 - 2 | 0 - 0 | 0 | 6 | 6 | 3 | 0 | 0 | 3 | 3 | 10 |
| MAY 21 | AT WASHINGTON | L | 22 | 5 - 7 | 1 - 2 | 0 - 0 | 0 | 2 | 2 | 3 | 0 | 1 | 1 | 1 | 11 |
| MAY 23 | AT CHICAGO | W | 18 | 2 - 6 | 1 - 1 | 0 - 0 | 1 | 5 | 6 | 1 | 1 | 2 | 1 | 1 | 5 |
| MAY 25 | DALLAS | W | 13 | 1 - 5 | 0 - 1 | 0 - 0 | 1 | 2 | 3 | 1 | 0 | 0 | 1 | 2 | 2 |
| MAY 29 | ATLANTA | L | 19 | 2 - 7 | 1 - 3 | 0 - 0 | 1 | 2 | 3 | 3 | 0 | 1 | 0 | 0 | 5 |
| JUNE 3 | LAS VEGAS | L | 5 | 1 - 2 | 0 - 1 | 0 - 0 | 0 | 0 | 0 | 1 | 1 | 0 | 0 | 2 | 2 |
| JUNE 5 | AT CONNECTICUT | L | 20 | 1 - 7 | 0 - 3 | 0 - 0 | 0 | 0 | 0 | 1 | 0 | 0 | 0 | 2 | 2 |
| JUNE 13 | AT PHOENIX | W | 22 | 4 - 7 | 2 - 3 | 0 - 0 | 1 | 4 | 5 | 0 | 1 | 1 | 1 | 1 | 10 |
| JUNE 15 | AT LAS VEGAS | | | | | | | | | | | | | | |
| JUNE 17 | AT LAS VEGAS | | | | | | | | | | | | | | |
| JUNE 20 | AT LOS ANGELES | | | | | | | | | | | | | | |
| JUNE 22 | CHICAGO | | | | | | | | | | | | | | |
| JUNE 24 | CHICAGO | | | | | | | | | | | | | | |
| JUNE 26 | AT ATLANTA | | | | | | | | | | | | | | |
| JUNE 29 | AT ATLANTA | | | | | | | | | | | | | | |
| JULY 3 | WASHINGTON | | | | | | | | | | | | | | |
| JULY 5 | DALLAS | | | | | | | | | | | | | | |
| JULY 9 | AT INDIANA | | | | | | | | | | | | | | |
| JULY 11 | CONNECTICUT | | | | | | | | | | | | | | |
| AUG 15 | AT MINNESOTA | | | | | | | | | | | | | | |
| AUG 18 | SEATTLE | | | | | | | | | | | | | | |
| AUG 20 | SEATTLE | | | | | | | | | | | | | | |
| AUG 22 | LOS ANGELES | | | | | | | | | | | | | | |
| AUG 25 | PHOENIX | | | | | | | | | | | | | | |
| AUG 27 | PHOENIX | | | | | | | | | | | | | | |
| AUG 31 | AT MINNESOTA | | | | | | | | | | | | | | |
| SEPT 2 | AT SEATTLE | | | | | | | | | | | | | | |
| SEPT 11 | AT PHOENIX | | | | | | | | | | | | | | |
| SEPT 15 | AT DALLAS | | | | | | | | | | | | | | |
| SEPT 17 | AT CONNECTICUT | | | | | | | | | | | | | | |
| SEPT 17 | AT WASHINGTON | | | | | | | | | | | | | | |

CAREER REGULAR SEASON HIGHS

| Per Game Highs | Season | Career |
|-----------------------------------|-----------------------------|-----------------------------|
| Points | 11 (Washington - 5/21/2021) | 11 (Washington - 5/21/2021) |
| Rebounds | 7 (Indiana - 5/16/2021) | 7 (Indiana - 5/16/2021) |
| Defensive Rebounds | 6 (Minnesota - 5/18/2021) | 6 (2 Times) |
| Offensive Rebounds | 2 (Indiana - 5/16/2021) | 3 (Phoenix - 8/2/2020) |
| Assists | 3 (4 Times) | 3 (3 Times) |
| Blocks | 2 (Chicago - 5/23/2021) | 2 (4 Times) |
| Steals | 1 (5 Times) | 2 (Indiana - 8/13/2020) |
| Field Goals Made | 5 (Washington - 5/21/2021) | 5 (Washington - 5/21/2021) |
| Field Goals Attempted | 8 (Indiana - 5/14/2021) | 9 (Minnesota - 8/15/2020) |
| Three Point Field Goals Made | 2 (2 Times) | 2 (Minnesota - 5/18/2021) |
| Three Point Field Goals Attempted | 3 (3 Times) | 3 (3 Times) |
| Minutes Played | 28 (2 Times) | 28 (2 Times) |

CAREER REGULAR SEASON AVERAGES

| YEAR | TEAM | G | GS | MPG | FG% | 3P% | FT% | OREB | DREB | RPG | APG | SPG | BPG | TO | PF | PPG |
|---------------|------|-----------|----------|-------------|-------------|-------------|-------------|------------|------------|------------|------------|------------|------------|------------|------------|------------|
| 2020 | NYL | 19 | 0 | 14.7 | 41.0 | 18.8 | 82.4 | 0.8 | 2.2 | 3.0 | 0.6 | 0.4 | 0.5 | 1.1 | 1.3 | 4.3 |
| 2021 | NYL | 10 | 8 | 20.1 | 42.6 | 38.9 | 0.0 | 0.6 | 2.9 | 3.5 | 1.7 | 0.5 | 0.6 | 0.9 | 1.7 | 5.9 |
| Career | | 30 | 8 | 16.4 | 41.4 | 28.6 | 82.4 | 0.7 | 2.3 | 3.0 | 0.9 | 0.4 | 0.5 | 1.0 | 1.4 | 4.7 |



CENTER



#41 KIAH STOKES

SIXTH SEASON | CONNECTICUT '15 | CEDAR RAPIDS, IA | 6-3 | BORN MARCH 30, 1993 | 2020: 5.8 PPG, 6.7 RPG, 1.2 APG

- Kiah Stokes was the only Liberty player to appear and start in each contest during the 2020 season. In 2020, she averaged 5.7 points and 6.7 rebounds over a career-high 27.3 minutes per game; including 20 three-point field goals after four seasons without a single 3 pointer made.
- Kiah holds several franchise records including most blocks in Liberty history (163), blocks in a game (8), blocks in a season (67), the second-most rookie average rebounds per game (6.4), and is tied for the third-most rebounds in a single-game (17).

KIAH'S 2021 GAME-BY-GAME STATS

| DATE | OPPONENT | RESULT | MIN | FGM-A | 3PM-A | FTM-A | OREB | DREB | REB | AST | STL | BLK | TO | PF | PTS |
|---------|----------------|--------|-----|-------|-------|-------|------|------|-----|-----|-----|-----|----|----|-----|
| MAY 14 | INDIANA | W | NWT | -- | -- | -- | -- | -- | -- | -- | -- | -- | -- | -- | -- |
| MAY 16 | AT INDIANA | W | NWT | -- | -- | -- | -- | -- | -- | -- | -- | -- | -- | -- | -- |
| MAY 18 | MINNESOTA | W | 11 | 0 - 1 | 0 - 0 | 0 - 0 | 2 | 4 | 6 | 0 | 0 | 0 | 1 | 1 | 0 |
| MAY 21 | AT WASHINGTON | L | 13 | 0 - 0 | 0 - 0 | 0 - 0 | 0 | 2 | 2 | 0 | 0 | 0 | 0 | 0 | 0 |
| MAY 23 | AT CHICAGO | W | DNP | -- | -- | -- | -- | -- | -- | -- | -- | -- | -- | -- | -- |
| MAY 25 | DALLAS | W | 5 | 0 - 0 | 0 - 0 | 0 - 0 | 0 | 1 | 1 | 1 | 0 | 0 | 0 | 0 | 0 |
| MAY 29 | ATLANTA | L | 26 | 2 - 2 | 0 - 0 | 0 - 0 | 0 | 6 | 6 | 0 | 1 | 1 | 1 | 1 | 4 |
| JUNE 3 | LAS VEGAS | L | 32 | 2 - 3 | 0 - 0 | 0 - 0 | 4 | 9 | 13 | 3 | 2 | 1 | 0 | 4 | 4 |
| JUNE 5 | AT CONNECTICUT | L | 20 | 2 - 3 | 1 - 2 | 0 - 0 | 1 | 1 | 2 | 0 | 1 | 0 | 1 | 3 | 5 |
| JUNE 13 | AT PHOENIX | W | NWT | -- | -- | -- | -- | -- | -- | -- | -- | -- | -- | -- | -- |
| JUNE 15 | AT LAS VEGAS | | | | | | | | | | | | | | |
| JUNE 17 | AT LAS VEGAS | | | | | | | | | | | | | | |
| JUNE 20 | AT LOS ANGELES | | | | | | | | | | | | | | |
| JUNE 22 | CHICAGO | | | | | | | | | | | | | | |
| JUNE 24 | CHICAGO | | | | | | | | | | | | | | |
| JUNE 26 | AT ATLANTA | | | | | | | | | | | | | | |
| JUNE 29 | AT ATLANTA | | | | | | | | | | | | | | |
| JULY 3 | WASHINGTON | | | | | | | | | | | | | | |
| JULY 5 | DALLAS | | | | | | | | | | | | | | |
| JULY 9 | AT INDIANA | | | | | | | | | | | | | | |
| JULY 11 | CONNECTICUT | | | | | | | | | | | | | | |
| AUG 15 | AT MINNESOTA | | | | | | | | | | | | | | |
| AUG 18 | SEATTLE | | | | | | | | | | | | | | |
| AUG 20 | SEATTLE | | | | | | | | | | | | | | |
| AUG 22 | LOS ANGELES | | | | | | | | | | | | | | |
| AUG 25 | PHOENIX | | | | | | | | | | | | | | |
| AUG 27 | PHOENIX | | | | | | | | | | | | | | |
| AUG 31 | AT MINNESOTA | | | | | | | | | | | | | | |
| SEPT 2 | AT SEATTLE | | | | | | | | | | | | | | |
| SEPT 11 | AT PHOENIX | | | | | | | | | | | | | | |
| SEPT 15 | AT DALLAS | | | | | | | | | | | | | | |
| SEPT 17 | AT CONNECTICUT | | | | | | | | | | | | | | |
| SEPT 17 | AT WASHINGTON | | | | | | | | | | | | | | |

CAREER REGULAR SEASON HIGHS

Per Game Highs

| | | | | | | | | | | | |
|----------------------------|---------------------------|--------------------------|--------------------------|--------------------------|-------------|--------------------------|------------------|-----------------------|------------------------------|-----------------------------------|---------------------------|
| Points | Rebounds | Defensive Rebounds | Offensive Rebounds | Assists | Blocks | Steals | Field Goals Made | Field Goals Attempted | Three Point Field Goals Made | Three Point Field Goals Attempted | Minutes Played |
| 5 (Connecticut - 6/5/2021) | 13 (Las Vegas - 6/3/2021) | 9 (Las Vegas - 6/3/2021) | 4 (Las Vegas - 6/3/2021) | 3 (Las Vegas - 6/3/2021) | 1 (2 Times) | 2 (Las Vegas - 6/3/2021) | 2 (3 Times) | 3 (2 Times) | 1 (Connecticut - 6/5/2021) | 2 (Connecticut - 6/5/2021) | 32 (Las Vegas - 6/3/2021) |

Season

Career

| | | | | | | | | | | | |
|-------------------------|-------------------------|-------------------------|-------------|-------------|-----------------------------|------------------------|-------------|--------------|----------------------------|----------------------------|--------------------------|
| 23 (Phoenix - 6/4/2017) | 17 (Atlanta - 6/7/2017) | 14 (Atlanta - 6/7/2017) | 7 (2 Times) | 4 (3 Times) | 8 (Connecticut - 7/16/2015) | 4 (Atlanta - 9/1/2015) | 6 (7 Times) | 12 (2 Times) | 5 (Washington - 9/12/2020) | 8 (Washington - 9/12/2020) | 38 (Atlanta - 6/22/2016) |
|-------------------------|-------------------------|-------------------------|-------------|-------------|-----------------------------|------------------------|-------------|--------------|----------------------------|----------------------------|--------------------------|

CAREER REGULAR SEASON AVERAGES

| YEAR | TEAM | G | GS | MPG | FG% | 3P% | FT% | OREB | DREB | RPG | APG | SPG | BPG | TO | PF | PPG |
|--------|------|-----|----|------|------|------|------|------|------|-----|-----|-----|-----|-----|-----|-----|
| 2015 | NYL | 34 | 6 | 25.4 | 54.7 | 0.0 | 68.8 | 1.8 | 4.7 | 6.4 | 0.8 | 0.7 | 1.9 | 1.0 | 2.2 | 5.8 |
| 2016 | NYL | 27 | 0 | 24.1 | 64.1 | 0.0 | 62.7 | 2.3 | 5.1 | 7.4 | 0.7 | 0.6 | 1.4 | 1.1 | 2.9 | 6.9 |
| 2017 | NYL | 34 | 12 | 19.6 | 53.1 | 0.0 | 79.6 | 2.3 | 4.0 | 6.3 | 0.9 | 0.3 | 1.1 | 1.1 | 2.8 | 4.8 |
| 2018 | NYL | 30 | 4 | 14.2 | 54.5 | 0.0 | 53.3 | 1.4 | 3.0 | 4.5 | 0.4 | 0.3 | 0.6 | 0.7 | 1.9 | 3.1 |
| 2020 | NYL | 21 | 21 | 27.2 | 37.7 | 24.1 | 57.1 | 1.3 | 5.4 | 6.7 | 1.2 | 0.5 | 1.1 | 1.3 | 2.0 | 5.8 |
| 2021 | NYL | 6 | 0 | 17.8 | 66.7 | 50.0 | 0.0 | 1.2 | 3.8 | 5.0 | 0.7 | 0.7 | 0.3 | 0.5 | 1.5 | 2.2 |
| Career | | 153 | 44 | 21.7 | 52.4 | 23.3 | 68.3 | 1.8 | 4.4 | 6.2 | 0.8 | 0.5 | 1.3 | 1.0 | 2.3 | 5.1 |



GUARD



#32 SAMI WHITCOMB

FIFTH SEASON | WASHINGTON '10 | VENTURA, CALIF. | 5-10 | BORN JULY 20, 1988 | 2020: 8.1 PPG, 2.3 RPG, 2.0 APG

- Fifth-year WNBA veteran, Sami Whitcomb, will be making her debut in Seafoam after spending the past four seasons with the Seattle Storm where she won two WNBA Championships (2018, 2020).

- In Seattle's 2020 championship season, Whitcomb averaged 8.1 points, 2.3 rebounds and 2.0 assists per game while shooting 38.1% from three, 44.3% from the field and 100% at the free throw line (22-22).

SAMI'S 2021 GAME-BY-GAME STATS

| DATE | OPPONENT | RESULT | MIN | FGM-A | 3PM-A | FTM-A | OREB | DREB | REB | AST | STL | BLK | TO | PF | PTS |
|---------|----------------|--------|-----|--------|-------|-------|------|------|-----|-----|-----|-----|----|----|-----|
| MAY 14 | INDIANA | W | 27 | 2 - 6 | 2 - 5 | 0 - 0 | 1 | 4 | 5 | 2 | 1 | 0 | 1 | 1 | 6 |
| MAY 16 | AT INDIANA | W | 23 | 2 - 6 | 1 - 4 | 0 - 0 | 0 | 6 | 6 | 4 | 1 | 2 | 0 | 1 | 5 |
| MAY 18 | MINNESOTA | W | 35 | 5 - 11 | 3 - 9 | 0 - 0 | 0 | 8 | 8 | 0 | 3 | 0 | 1 | 3 | 13 |
| MAY 21 | AT WASHINGTON | L | 32 | 3 - 6 | 3 - 5 | 0 - 0 | 0 | 7 | 7 | 1 | 1 | 1 | 2 | 0 | 9 |
| MAY 23 | AT CHICAGO | W | 31 | 4 - 7 | 3 - 5 | 0 - 0 | 0 | 4 | 4 | 4 | 0 | 1 | 1 | 2 | 11 |
| MAY 25 | DALLAS | W | 27 | 3 - 9 | 3 - 8 | 0 - 0 | 0 | 3 | 3 | 1 | 0 | 0 | 1 | 2 | 9 |
| MAY 29 | ATLANTA | L | 34 | 6 - 8 | 5 - 7 | 2 - 3 | 0 | 5 | 5 | 3 | 4 | 1 | 3 | 2 | 19 |
| JUNE 3 | LAS VEGAS | L | 29 | 6 - 10 | 2 - 5 | 0 - 0 | 0 | 5 | 5 | 5 | 1 | 0 | 2 | 1 | 14 |
| JUNE 5 | AT CONNECTICUT | L | 20 | 3 - 5 | 3 - 4 | 0 - 0 | 0 | 5 | 5 | 2 | 0 | 0 | 1 | 0 | 9 |
| JUNE 13 | AT PHOENIX | W | 35 | 5 - 10 | 3 - 7 | 1 - 2 | 0 | 3 | 3 | 6 | 3 | 1 | 3 | 2 | 14 |
| JUNE 15 | AT LAS VEGAS | | | | | | | | | | | | | | |
| JUNE 17 | AT LAS VEGAS | | | | | | | | | | | | | | |
| JUNE 20 | AT LOS ANGELES | | | | | | | | | | | | | | |
| JUNE 22 | CHICAGO | | | | | | | | | | | | | | |
| JUNE 24 | CHICAGO | | | | | | | | | | | | | | |
| JUNE 26 | AT ATLANTA | | | | | | | | | | | | | | |
| JUNE 29 | AT ATLANTA | | | | | | | | | | | | | | |
| JULY 3 | WASHINGTON | | | | | | | | | | | | | | |
| JULY 5 | DALLAS | | | | | | | | | | | | | | |
| JULY 9 | AT INDIANA | | | | | | | | | | | | | | |
| JULY 11 | CONNECTICUT | | | | | | | | | | | | | | |
| AUG 15 | AT MINNESOTA | | | | | | | | | | | | | | |
| AUG 18 | SEATTLE | | | | | | | | | | | | | | |
| AUG 20 | SEATTLE | | | | | | | | | | | | | | |
| AUG 22 | LOS ANGELES | | | | | | | | | | | | | | |
| AUG 25 | PHOENIX | | | | | | | | | | | | | | |
| AUG 27 | PHOENIX | | | | | | | | | | | | | | |
| AUG 31 | AT MINNESOTA | | | | | | | | | | | | | | |
| SEPT 2 | AT SEATTLE | | | | | | | | | | | | | | |
| SEPT 11 | AT PHOENIX | | | | | | | | | | | | | | |
| SEPT 15 | AT DALLAS | | | | | | | | | | | | | | |
| SEPT 17 | AT CONNECTICUT | | | | | | | | | | | | | | |
| SEPT 17 | AT WASHINGTON | | | | | | | | | | | | | | |

CAREER REGULAR SEASON HIGHS

Per Game Highs

| | |
|-----------------------------------|----------------------------|
| Points | 19 (Atlanta - 5/29/2021) |
| Rebounds | 8 (Minnesota - 5/18/2021) |
| Defensive Rebounds | 8 (Minnesota - 5/18/2021) |
| Offensive Rebounds | 1 (Indiana - 5/14/2021) |
| Assists | 6 (Phoenix - 6/13/2021) |
| Blocks | 2 (Indiana - 5/16/2021) |
| Steals | 4 (Atlanta - 5/29/2021) |
| Field Goals Made | 6 (2 Times) |
| Field Goals Attempted | 11 (Minnesota - 5/18/2021) |
| Three Point Field Goals Made | 5 (Atlanta - 5/29/2021) |
| Three Point Field Goals Attempted | 9 (Minnesota - 5/18/2021) |
| Minutes Played | 35 (2 Times) |

Season

| |
|----------------------------|
| 19 (Atlanta - 5/29/2021) |
| 8 (Minnesota - 5/18/2021) |
| 8 (Minnesota - 5/18/2021) |
| 1 (Indiana - 5/14/2021) |
| 6 (Phoenix - 6/13/2021) |
| 2 (Indiana - 5/16/2021) |
| 4 (Atlanta - 5/29/2021) |
| 6 (2 Times) |
| 11 (Minnesota - 5/18/2021) |
| 5 (Atlanta - 5/29/2021) |
| 9 (Minnesota - 5/18/2021) |
| 35 (2 Times) |


Career

| |
|----------------------------|
| 22 (New York - 5/26/2017) |
| 8 (Minnesota - 5/18/2021) |
| 8 (Minnesota - 5/18/2021) |
| 3 (Washington - 6/27/2017) |
| 8 (Minnesota - 7/17/2019) |
| 2 (2 Times) |
| 4 (5 Times) |
| 7 (New York - 8/11/2019) |
| 14 (2 Times) |
| 6 (2 Times) |
| 11 (3 Times) |
| 35 (3 Times) |

CAREER REGULAR SEASON AVERAGES

| YEAR | TEAM | G | GS | MPG | FG% | 3P% | FT% | OREB | DREB | RPG | APG | SPG | BPG | TO | PF | PPG |
|--------|------|-----|----|------|------|------|------|------|------|-----|-----|-----|-----|-----|-----|------|
| 2017 | SEA | 33 | 0 | 12.2 | 36.1 | 33.3 | 81.0 | 0.4 | 1.3 | 1.7 | 1.0 | 0.7 | 0.0 | 0.9 | 1.5 | 4.5 |
| 2018 | SEA | 31 | 0 | 8.5 | 34.9 | 36.2 | 100 | 0.2 | 0.8 | 0.9 | 0.5 | 0.5 | 0.1 | 0.5 | 0.7 | 2.9 |
| 2019 | SEA | 33 | 13 | 20.4 | 36.8 | 34.2 | 100 | 0.5 | 1.2 | 1.7 | 2.4 | 1.1 | 0.1 | 1.6 | 1.5 | 7.2 |
| 2020 | SEA | 22 | 0 | 16.5 | 44.3 | 38.1 | 100 | 0.2 | 2.1 | 2.3 | 2.0 | 0.7 | 0.1 | 1.0 | 1.4 | 8.1 |
| 2021 | NYL | 10 | 10 | 29.2 | 50.0 | 47.5 | 60.0 | 0.1 | 5.0 | 5.1 | 2.8 | 1.4 | 0.6 | 1.5 | 1.4 | 10.9 |
| Career | | 129 | 23 | 15.5 | 39.5 | 36.5 | 90.8 | 0.3 | 1.6 | 1.9 | 1.6 | 0.8 | 0.1 | 1.0 | 1.3 | 5.9 |

2021 NEW YORK LIBERTY SPOTTER'S CHART



REBECCA ALLEN
GUARD | 6-2
6TH SEASON
AUSTRALIA



RESHANDA GRAY
FORWARD | 6-2
5TH SEASON
CALIFORNIA



NATASHA HOWARD
FORWARD | 6-2
8TH SEASON
FLORIDA STATE



SABRINA IONESCU
GUARD | 5-11
2ND SEASON
OREGON



JAZMINE JONES
GUARD | 6-0
2ND SEASON
LOUISVILLE



BETNIJAH LANEY
GUARD/FORWARD | 6-0
6TH SEASON
RUTGERS



LEAONNA ODOM
FORWARD | 6-2
2ND SEASON
DUKE



MICHAELA ONYENWERE
FORWARD | 6-0
ROOKIE
UCLA



DIDI RICHARDS
GUARD/FORWARD | 6-2
ROOKIE
BAYLOR



KYLEE SHOOK
FORWARD | 6-4
2ND SEASON
LOUISVILLE




KIAH STOKES
CENTER | 6-3
6TH SEASON
CONNECTICUT



SAMI WHITCOMB
GUARD | 5-10
5TH SEASON
WASHINGTON/AUSTRALIA



JOCELYN WILLOUGHBY
FORWARD/GUARD | 6-0
2ND SEASON
VIRGINIA



WALT HOPKINS
HEAD COACH
2ND SEASON



SHELLEY PATTERSON
ASSISTANT COACH
23RD SEASON



DUSTIN GRAY
ASSISTANT COACH
2ND SEASON



JACKI GEMELOS
ASSISTANT COACH
1ST SEASON



THERESA ACOSTA
HEAD ATHLETIC
TRAINER



2021 TV SCHEDULE



FRIDAY MAY 14^{CC}**
7PM ET
HOME



SUNDAY MAY 16^{^CC}
2PM ET
AWAY



TUESDAY MAY 18[^]
7PM ET
HOME



FRIDAY MAY 21^{CC}**
7PM ET
AWAY



SUNDAY MAY 23^{+CC}
1PM ET
AWAY



MONDAY MAY 24**
7PM ET
HOME



SATURDAY MAY 29*^{CC}
2PM ET
HOME



THURSDAY JUNE 3**
7PM ET
HOME



SATURDAY JUNE 5^{CC}**
7PM ET
AWAY



SUNDAY JUNE 13**
6PM ET
AWAY



TUESDAY JUNE 15
10PM ET
AWAY



THURSDAY JUNE 17[^]
10PM ET
AWAY



SUNDAY JUNE 20⁺
4PM ET
AWAY



TUESDAY JUNE 22*^{CC}
7PM ET
HOME



THURSDAY JUNE 24**
7PM ET
HOME



SATURDAY JUNE 26^{CC}**
7PM ET
AWAY



TUESDAY JUNE 29
7PM ET
AWAY



SATURDAY JULY 3^{^CC}
1PM ET
HOME



MONDAY JULY 5**
7PM ET
HOME



FRIDAY JULY 9[°]
7PM ET
AWAY



SUNDAY JULY 11^{CC}**
2PM ET
HOME



SUNDAY AUGUST 15**
7PM ET
AWAY



WEDNESDAY AUGUST 18[^]
7PM ET
HOME



FRIDAY AUGUST 20[^]
7PM ET
HOME



SUNDAY AUGUST 22**
2PM ET
HOME



WEDNESDAY AUGUST 25[°]**
7PM ET
HOME



FRIDAY AUGUST 27[^]
8PM ET
HOME



TUESDAY AUGUST 31
8PM ET
AWAY



THURSDAY SEPTEMBER 2**
10PM ET
AWAY



SATURDAY SEPTEMBER 11[°]
8PM ET
AWAY



WEDNESDAY SEPTEMBER 15[^]
7PM ET
AWAY



FRIDAY SEPTEMBER 17**
7PM ET
HOME

* LIVE ON

** LIVE ON

[^] CBSSN

[†] ESPN

[°] NBATV

^{CC} COMMISSIONER'S CUP





2021 THEME NIGHTS

| | | | |
|---|--------------------------------------|-----|-----------------------|
| OPENING NIGHT | FRIDAY MAY 14 TH | 7PM | INDIANA FEVER |
| JUNETEENTH | TUESDAY JUNE 22 ND | 7PM | CHICAGO SKY |
| PRIDE | THURSDAY JUNE 24 TH | 7PM | CHICAGO SKY |
| MILITARY APPRECIATION NIGHT | SATURDAY JULY 3 RD | 1PM | WASHINGTON MYSTICS |
| UNITY/WOMEN'S HEALTH | SUNDAY JULY 11 TH | 2PM | CONNECTICUT SUN |
| BACK TO SCHOOL | FRIDAY AUGUST 20 TH | 7PM | SEATTLE STORM |
| 25 TH ANNIVERSARY /WOMEN'S EMPOWERMENT | SUNDAY AUGUST 22 ND | 2PM | LA SPARKS |
| 25 TH ANNIVERSARY | WEDNESDAY AUGUST 25 TH | 7PM | PHOENIX MERCURY |
| 25 TH ANNIVERSARY | FRIDAY AUGUST 27 TH | 8PM | PHOENIX MERCURY |
| FAN APPRECIATION | FRIDAY SEPTEMBER 17 TH | 7PM | WASHINGTON MYSTICS |