

LIBERTY PR CONTACTS

Alesia Howard

ahoward@nyliberty.com • 646.690.5484

Bryan Flannery

bflannery@nyliberty.com • 646.690.5490

2021 SCHEDULE/RESULTS (5-3, 3-2)

MAY

| | | |
|---------|---------------|-----------|
| FRI. 14 | INDIANA | W, 90-87 |
| SUN. 16 | AT INDIANA | W, 73-65 |
| TUE. 18 | MINNESOTA | W, 86-75 |
| FRI. 21 | AT WASHINGTON | L, 72-101 |
| SUN. 23 | AT CHICAGO | W, 93-85 |
| MON. 24 | DALLAS | W, 88-81 |
| SAT. 29 | ATLANTA | L, 87-90 |

JUNE

| | | |
|---------|----------------|----------|
| THU. 3 | LAS VEGAS | L, 82-94 |
| SAT. 5 | AT CONNECTICUT | 7:00 PM |
| SUN. 13 | AT PHOENIX | 3:00 PM |
| TUE. 15 | AT LAS VEGAS | 7:00 PM |
| THU. 17 | AT LAS VEGAS | 7:00 PM |
| SUN. 20 | AT LOS ANGELES | 1:00 PM |
| TUE. 22 | CHICAGO | 7:00 PM |
| THU. 24 | CHICAGO | 7:00 PM |
| SAT. 26 | AT ATLANTA | 7:00 PM |
| TUE. 29 | AT ATLANTA | 7:00 PM |

JULY

| | | |
|---------|-------------|---------|
| SAT. 3 | WASHINGTON | 1:00 PM |
| MON. 5 | DALLAS | 7:00 PM |
| FRI. 9 | AT INDIANA | 7:00 PM |
| SUN. 11 | CONNECTICUT | 2:00 PM |

AUGUST

| | | |
|---------|--------------|---------|
| SUN. 15 | AT MINNESOTA | 6:00 PM |
| WED. 18 | SEATTLE | 7:00 PM |
| FRI. 20 | SEATTLE | 7:00 PM |
| SUN. 22 | LOS ANGELES | 2:00 PM |
| WED. 25 | PHOENIX | 7:00 PM |
| FRI. 27 | PHOENIX | 8:00 PM |
| TUE. 31 | AT MINNESOTA | 7:00 PM |

SEPTEMBER

| | | |
|---------|----------------|---------|
| THU. 2 | AT SEATTLE | 7:00 PM |
| SAT. 11 | AT DALLAS | 7:00 PM |
| WED. 15 | AT CONNECTICUT | 7:00 PM |
| FRI. 17 | WASHINGTON | 7:00 PM |

*COMMISSIONER'S CUP

ALL TIMES LOCAL

PRONUNCIATION GUIDE

| PLAYER/COACH | PRONUNCIATION/EXAMPLE |
|--------------------|---------------------------------------|
| Jacki Gemelos | Gym-el-us |
| Sabrina Ionescu | yo-NESS-coo |
| Betnijah Laney | buh-NAI-juh |
| Leaonna Odom | Lee-AH-nah |
| Michaela Onyenwere | Own-yen-way-day |
| Kylee Shook | "We SHOOK hands ... pre-COVID" |

NEXT UP

GAME #10:

AT PHOENIX
MERCURY (5-3)

SATURDAY, JUNE
12

6 PM ET

TV: YES, BALLY
SPORTS AZ+, TSN



GAME 9: NEW YORK LIBERTY VS. CONNECTICUT SUN AWAY GAME #4



NEW YORK LIBERTY (5-3)

VS.

CONNECTICUT SUN (7-2)

Saturday, June 5, 2021 • 7:00 PM ET

Mohegan Sun Arena (Uncasville, Conn.)

YES Network, NESN

HEROINE EDITION UNIFORMS



2020 RESULTS VS. OPPONENT (0-2)

8/22/20..... at Connecticut..... L, 65-82

9/1/20..... at New York..... L, 65-70

LIBERTY INJURY REPORT

Jazmine Jones (L. Elbow) - PROBABLE

Natasha Howard (L. Knee) - OUT

Jocelyn Willoughby (L. Achilles) - OUT FOR SEASON

| 2021 | PPG | OPP. PPG | FG% | OPP FG% | 3PT% | OPP 3PT% | FT% | RPG | APG | STL | TO | BLK |
|------|------|----------|------|---------|------|----------|------|------|------|-----|------|-----|
| NY | 83.9 | 84.8 | 43.8 | 41.7 | 41.4 | 30.4 | 82.1 | 35.1 | 21.4 | 6.5 | 17.4 | 4.3 |
| CON | 81.0 | 73.4 | 43.7 | 39.8 | 37.9 | 31.3 | 77.7 | 37.4 | 18.4 | 7.7 | 14.7 | 4.4 |

LAST GAME STARTERS

[SF] BETNIJAH LANEY

#44 • RUTGERS (5th Season) • 6-0

| 2021 Averages | Notables | Last Game |
|--------------------------------|--|--------------------------------------|
| 22.4 PPG 4.1 RPG 4.8 APG | Scored 20+ points in every game this season (8 consecutive). | 23 points 5 rebounds 3 assists |

[PF] MICHAELA ONYENWERE

#12 • UCLA (Rookie) • 6-0

| 2021 Averages | Notables | Last Game |
|--------------------------------|---|------------------------|
| 12.0 PPG 3.0 RPG 0.5 APG | Named the Kia WNBA Rookie of the Month for May. | 11 points 1 rebound |

[C] KYLEE SHOOK

#24 • LOUISVILLE (2nd Season) • 6-4

| 2021 Averages | Notables | Last Game |
|-------------------------------|--|----------------------|
| 5.9 PPG 3.8 RPG 2.0 APG | Shot 1-2 from the field over 5:18 minutes against Las Vegas. | 2 points 1 assist |

[SG] SAMI WHITCOMB

#32 • WASHINGTON (5th Season) • 5-10

| 2021 Averages | Notables | Last Game |
|--------------------------------|--|--------------------------------------|
| 10.8 PPG 5.4 RPG 2.5 APG | Leading WNBA in three-point field goals made (22). | 14 points 5 rebounds 5 assists |

[PG] SABRINA IONESCU

#20 • OREGON (2nd Season) • 5-11

| 2021 Averages | Notables | Last Game |
|--------------------------------|---|-------------------------------------|
| 14.8 PPG 7.4 APG 6.9 RPG | Nearled an assist-rebound double-double on June 3 with 9 of each. | 5 points 9 assists 9 rebounds |

LIBERTY 2021 RECORD BREAKDOWN

| 2021 | RECORD | HOME | AWAY | OT |
|---------|--------|------|------|-----|
| OVERALL | 5-3 | 3-2 | 2-1 | 0-1 |
| EASTERN | 3-1 | 1-1 | 2-1 | 0-1 |
| WESTERN | 2-1 | 2-1 | 0-0 | 0-0 |



2021 NEW YORK LIBERTY ROSTER

ALPHABETICAL

| No. | Name | Pos | Ht. | Wt. | DOB | EXP | College/Country |
|-----|--------------------|-----|------|-----|------------|-----|----------------------|
| 9 | Rebecca Allen | F | 6-2 | 162 | 11/06/1992 | 5 | Australia |
| 6 | Natasha Howard | F | 6-2 | 165 | 09/02/1991 | 7 | Florida State/USA |
| 20 | Sabrina Ionescu | G | 5-11 | 165 | 12/06/1997 | 1 | Oregon/USA |
| 4 | Jazmine Jones | G | 6-0 | 160 | 10/16/1996 | 1 | Louisville/USA |
| 44 | Betnijah Laney | G-F | 6-0 | 166 | 10/29/1993 | 5 | Rutgers/USA |
| 0 | Leaonna Odom | F | 6-2 | 168 | 03/26/1998 | 1 | Duke/USA |
| 12 | Michaela Onyenwere | F | 6-0 | 164 | 08/10/1999 | R | UCLA/USA |
| 2 | DiDi Richards | G-F | 6-2 | 178 | 02/08/1999 | R | Baylor/USA |
| 24 | Kylee Shook | F | 6-4 | 200 | 04/18/1998 | 1 | Louisville/USA |
| 41 | Kiah Stokes | C | 6-3 | 191 | 04/30/1993 | 5 | Connecticut/USA |
| 32 | Sami Whitcomb | G | 5-10 | 145 | 07/20/1988 | 4 | Washington/Australia |
| 13 | Jocelyn Willoughby | F-G | 6-0 | 180 | 04/25/1998 | 1 | Virginia/USA |

General Manager
Head Coach
Assistant Coach
Assistant Coach
Assistant Coach
Head Athletic Trainer

Jonathan Kolb
Walt Hopkins
Dustin Gray
Shelley Patterson
Jacki Gemelos
Theresa Acosta

NUMERICAL

| No. | Name | Pos | Ht. | Wt. | DOB | EXP | College/Country |
|-----|--------------------|-----|------|-----|------------|-----|----------------------|
| 0 | Leaonna Odom | F | 6-2 | 168 | 03/26/1998 | 1 | Duke/USA |
| 2 | DiDi Richards | G-F | 6-2 | 164 | 02/08/1999 | R | Baylor/USA |
| 4 | Jazmine Jones | G | 6-0 | 160 | 10/15/1996 | 1 | Louisville /USA |
| 6 | Natasha Howard | F | 6-2 | 165 | 09/02/1991 | 7 | Florida State/USA |
| 9 | Rebecca Allen | F | 6-2 | 162 | 11/06/1992 | 5 | Australia |
| 12 | Michaela Onyenwere | F | 6-0 | 178 | 08/10/1999 | R | UCLA/USA |
| 13 | Jocelyn Willoughby | F-G | 6-0 | 180 | 03/25/1998 | 1 | Virginia/USA |
| 20 | Sabrina Ionescu | G | 5-11 | 165 | 12/06/1997 | 1 | Oregon/USA |
| 24 | Kylee Shook | F | 6-4 | 200 | 03/18/1998 | 1 | Louisville/USA |
| 32 | Sami Whitcomb | G | 5-10 | 145 | 07/20/1988 | 4 | Washington/Australia |
| 41 | Kiah Stokes | C | 6-3 | 191 | 03/30/1993 | 5 | Connecticut/USA |
| 44 | Betnijah Laney | G-F | 6-0 | 166 | 10/29/1993 | 5 | Rutgers/USA |

LIBERTY PRONOUN & PRONUNCIATION GUIDE

PRONOUN GUIDE

| No. | Name | Pronouns |
|-----|--------------------|--------------|
| 9 | Rebecca Allen | she/her/hers |
| 6 | Natasha Howard | she/her/hers |
| 20 | Sabrina Ionescu | she/her/hers |
| 4 | Jazmine Jones | she/her/hers |
| 44 | Betnijah Laney | she/her/hers |
| 0 | Leaonna Odom | she/her/hers |
| 12 | Michaela Onyenwere | she/her/hers |
| 2 | DiDi Richards | she/her/hers |
| 24 | Kylee Shook | she/her/hers |
| 41 | Kiah Stokes | she/her/hers |
| 32 | Sami Whitcomb | she/her/hers |
| 13 | Jocelyn Willoughby | she/her/hers |

General Manager

Head Coach

Assistant Coach

Assistant Coach

Assistant Coach

Head Athletic Trainer

Jonathan Kolb (he/him/his)

Walt Hopkins (he/him/his)

Shelley Patterson (she/her/hers)

Dustin Gray (he/him/his)

Jacki Gemelos (she/her/hers)

Theresa Acosta (she/her/hers)

PRONUNCIATION GUIDE

Jacki Gemelos

Sabrina Ionescu

Betnijah Laney

Leaonna Odom

Michaela Onyenwere

Kylee Shook

Gym-el-us

yo-NESS-coo

buh-NAI-juh

Lee-AH-nah

Own-yen-way-day

"We **SHOOK** hands ... pre-COVID"

LIBERTY LAST GAME QUICK HITS

Home in Brooklyn, the New York Liberty (5-3) fell to the Las Vegas Aces (6-3), 94-82, in the team's first of three meetings this month.

Las Vegas led by as many as 19 points in the first half, but New York cut the Aces lead to eight before heading into the locker room at the half. In the second half, New York cut Vegas' lead to one point, but ultimately lost the contest.

New York finished the game with 25 team assists. The team also totaled 38 rebounds (tied with Aces), 8 steals, 4 blocks and 27 bench points. Each team finished with 11 turnovers, which was a season-low for New York.

The Liberty converted on 17 fast break points, compared to Vegas' 6, and were just one basket shy of tying the Aces in points in the paint (36-38).

New York finished on 40.7% (33-81) shooting from the field, 30% (9-30) from beyond the arc (season-low) and 77.8% at the free throw line.

For the eighth consecutive game, Betnijah Laney scored 20 or more points, finishing with 23 points, the team high. The only Liberty player to record 20+ points in 8+ consecutive games is Tina Charles (longest streak of 9 games).

Laney is the first Liberty player to open a season with seven games of 20+ points in franchise history. Throughout the league's history, the record for the longest 20+ point streak to open a season is 9 and is held by Cynthia Cooper (1999 season).

For the eighth consecutive game, Betnijah Laney (23) scored in double figures for New York. Laney added three assists and five rebounds on the night while shooting 8-20 (40.0%) from the field.

Rebecca Allen added a season-high 16 points on 43.8% shooting from the field. Bec scored 14 consecutive points in the second quarter to cut the Aces 19-point lead to within six.

In her 2021 debut, Neah Odom added seven points on perfect shooting from the field (3-3) and beyond the arc (1-1) in her 11:44 minutes of play.

Liberty guard Sami Whitcomb recorded 14 points on 60% (6-10) from the field and 40.0% (2-5) from deep. Whitcomb also added five rebounds and five assists on the night.

Kia WNBA Rookie of the Month, Michaela Onyenwere, totaled 11 points on 50% (2-4) shooting from beyond the arc.

Kiah Stokes added four points and 13 rebounds. She also added two steals.

MILESTONE WATCH

Betnijah Laney: 928 career points

Kiah Stokes: 191 career blocks

LIBERTY LAST GAME BOX SCORE

WOMEN'S NATIONAL BASKETBALL ASSOCIATION

OFFICIAL SCORER'S REPORT FINAL BOX

Thursday, June 3, 2021 Barclays Center, Brooklyn, NY

Officials: #39 Michael Price, #11 Randy Richardson, #4 Danielle Scott

Game Duration: 1:45
Attendance: 1389

VISITOR: Las Vegas Aces (6-3)

| | POS | MIN | FG | FGA | 3P | 3PA | FT | FTA | OR | DR | TOT | A | PF | ST | TO | BS | +/- | PTS |
|---------------------|--|-------|-------|-----|-------|-----|-------|-----|-----------|----|---------------------|----|----|----|----|----|-----|-----|
| 2 Riquna Williams | F | 24:42 | 2 | 8 | 2 | 6 | 2 | 2 | 0 | 1 | 1 | 1 | 0 | 0 | 0 | 0 | 6 | 8 |
| 22 A'ja Wilson | F | 35:04 | 9 | 17 | 0 | 0 | 12 | 12 | 1 | 12 | 13 | 5 | 3 | 0 | 2 | 3 | 14 | 30 |
| 8 Liz Cambage | C | 23:45 | 6 | 11 | 0 | 0 | 0 | 0 | 1 | 5 | 6 | 1 | 1 | 2 | 1 | 1 | 9 | 12 |
| 0 Jackie Young | G | 40:00 | 6 | 12 | 1 | 1 | 3 | 4 | 1 | 2 | 3 | 2 | 2 | 1 | 2 | 0 | 12 | 16 |
| 12 Chelsea Gray | G | 32:57 | 5 | 11 | 1 | 2 | 0 | 0 | 0 | 3 | 3 | 9 | 2 | 1 | 2 | 0 | 24 | 11 |
| 5 Dearica Hamby | | 23:40 | 2 | 6 | 0 | 0 | 9 | 11 | 2 | 7 | 9 | 0 | 2 | 0 | 2 | 0 | 1 | 13 |
| 10 Kelsey Plum | | 13:57 | 2 | 5 | 0 | 2 | 0 | 0 | 2 | 1 | 3 | 2 | 2 | 0 | 2 | 0 | -8 | 4 |
| 24 Destiny Slocum | | 05:13 | 0 | 0 | 0 | 0 | 0 | 0 | 0 | 0 | 0 | 1 | 1 | 0 | 0 | 0 | 2 | 0 |
| 4 Joyner Holmes | | 00:42 | 0 | 0 | 0 | 0 | 0 | 0 | 0 | 0 | 0 | 0 | 0 | 0 | 0 | 0 | 0 | 0 |
| 35 Angel McCoughtry | NWT - Injury/Illness - Right Knee Injury | | | | | | | | | | | | | | | | | |
| 19 JiSu Park | DNP - Coach's decision | | | | | | | | | | | | | | | | | |
| 200:00 | | | 32 | 70 | 4 | 11 | 26 | 29 | 7 | 31 | 38 | 21 | 13 | 4 | 11 | 4 | 12 | 94 |
| | | | 45.7% | | 36.4% | | 89.7% | | TM REB: 9 | | TOT TO: 11 (10 PTS) | | | | | | | |

HOME: NEW YORK LIBERTY (5-3)

| | POS | MIN | FG | FGA | 3P | 3PA | FT | FTA | OR | DR | TOT | A | PF | ST | TO | BS | +/- | PTS |
|-----------------------|---|-------|-------|-----|-----|-----|-------|-----|-----------|----|---------------------|----|----|----|----|----|-----|-----|
| 44 Betnijah Laney | F | 36:28 | 9 | 21 | 1 | 5 | 4 | 5 | 1 | 4 | 5 | 3 | 2 | 0 | 2 | 0 | -20 | 23 |
| 12 Michaela Onyenwere | F | 19:33 | 3 | 10 | 2 | 4 | 3 | 4 | 1 | 0 | 1 | 0 | 3 | 1 | 0 | 1 | 3 | 11 |
| 24 Kylee Shook | C | 05:18 | 1 | 2 | 0 | 1 | 0 | 0 | 0 | 0 | 0 | 1 | 2 | 1 | 0 | 0 | -5 | 2 |
| 32 Sami Whitcomb | G | 28:47 | 6 | 10 | 2 | 5 | 0 | 0 | 0 | 5 | 5 | 5 | 1 | 1 | 2 | 0 | -14 | 14 |
| 20 Sabrina Ionescu | G | 32:26 | 2 | 13 | 1 | 6 | 0 | 0 | 2 | 7 | 9 | 9 | 2 | 0 | 4 | 0 | -11 | 5 |
| 41 Kiah Stokes | | 31:39 | 2 | 3 | 0 | 0 | 0 | 0 | 4 | 9 | 13 | 3 | 4 | 2 | 0 | 1 | 0 | 4 |
| 0 Leaonna Odom | | 11:44 | 3 | 3 | 1 | 1 | 0 | 0 | 1 | 0 | 1 | 1 | 2 | 1 | 1 | 1 | -2 | 7 |
| 2 DiDi Richards | | 04:41 | 0 | 2 | 0 | 0 | 0 | 0 | 0 | 0 | 0 | 0 | 1 | 0 | 0 | 0 | -6 | 0 |
| 9 Rebecca Allen | | 25:07 | 7 | 16 | 2 | 8 | 0 | 0 | 0 | 2 | 2 | 1 | 1 | 2 | 0 | 1 | -1 | 16 |
| 4 Jazmine Jones | | 04:17 | 0 | 1 | 0 | 0 | 0 | 0 | 1 | 1 | 2 | 2 | 3 | 0 | 2 | 0 | -4 | 0 |
| 6 Natasha Howard | DND - Injury/Illness - Left Knee Injury | | | | | | | | | | | | | | | | | |
| 13 Jocelyn Willoughby | DND - Injury/Illness - Left Achilles Injury | | | | | | | | | | | | | | | | | |
| 200:00 | | | 33 | 81 | 9 | 30 | 7 | 9 | 10 | 28 | 38 | 25 | 21 | 8 | 11 | 4 | -12 | 82 |
| | | | 40.7% | | 30% | | 77.8% | | TM REB: 6 | | TOT TO: 11 (12 PTS) | | | | | | | |

| SCORE BY PERIOD | 1 | 2 | 3 | 4 | FINAL |
|-----------------|----|----|----|----|-------|
| Aces | 30 | 22 | 23 | 19 | 94 |
| LIBERTY | 16 | 28 | 23 | 15 | 82 |

Inactive: Aces -

Inactive: Liberty -

Points in the Paint: Aces 34 (17/35), LIBERTY 32 (16/32) Biggest Lead: Aces 19, LIBERTY 0

2nd Chance Points: Aces 15 (5/6), LIBERTY 13 (6/9)

Lead Changes: 0

Fast Break Points: Aces 6 (1/10), LIBERTY 17 (6/13)

Times Tied: 0

Technical fouls - Individual

Aces (1): Cambage 3:11 4th

LIBERTY (1): Hopkins 0:42 4th

Technical fouls - Defensive Three Seconds

Aces (0): NONE

LIBERTY (1): Richards 9:27 2nd

LIBERTY 2021 OVERALL STATISTICS



Player Averages

| PLAYER | G | GS | MPG | PPG | OREB | DREB | RPG | APG | SPG | BPG | FG% | 3P% | FT% | TO | PF |
|--------------------|---|----|------|------|------|------|-----|-----|-----|-----|------|------|------|-----|-----|
| Betnijah Laney | 8 | 8 | 35.4 | 22.4 | 0.6 | 3.5 | 4.1 | 4.8 | 0.6 | 0.1 | 50.4 | 43.3 | 82.6 | 4.1 | 2.9 |
| Sabrina Ionescu | 8 | 8 | 34.0 | 14.8 | 1.0 | 5.9 | 6.9 | 7.4 | 0.4 | 0.6 | 35.8 | 42.0 | 87.9 | 3.9 | 2.1 |
| Natasha Howard | 2 | 2 | 22.0 | 14.5 | 2.5 | 4.0 | 6.5 | 2.0 | 0.0 | 0.0 | 55.6 | 66.7 | 87.5 | 5.0 | 2.5 |
| Michaela Onyenwere | 8 | 8 | 23.4 | 12.0 | 1.0 | 2.0 | 3.0 | 0.5 | 0.5 | 0.4 | 42.5 | 44.7 | 84.6 | 0.6 | 2.4 |
| Sami Whitcomb | 8 | 8 | 29.8 | 10.8 | 0.1 | 5.3 | 5.4 | 2.5 | 1.4 | 0.6 | 49.2 | 45.8 | 66.7 | 1.4 | 1.5 |
| Rebecca Allen | 7 | 0 | 18.6 | 7.6 | 0.6 | 2.6 | 3.1 | 1.0 | 1.3 | 1.0 | 30.2 | 22.6 | 80.0 | 0.9 | 1.6 |
| Leonna Odom | 1 | 0 | 12.0 | 7.0 | 1.0 | 0.0 | 1.0 | 1.0 | 1.0 | 1.0 | 100 | 100 | 0.0 | 1.0 | 2.0 |
| Kylee Shook | 8 | 6 | 19.9 | 5.9 | 0.6 | 3.1 | 3.8 | 2.0 | 0.5 | 0.6 | 44.7 | 41.7 | 0.0 | 1.0 | 1.8 |
| Jazmine Jones | 8 | 0 | 13.9 | 3.4 | 0.4 | 1.9 | 2.3 | 1.3 | 0.5 | 0.5 | 38.5 | 42.9 | 66.7 | 1.9 | 2.1 |
| DiDi Richards | 8 | 0 | 9.0 | 1.8 | 0.4 | 0.8 | 1.1 | 0.9 | 0.9 | 0.1 | 46.2 | 50.0 | 50.0 | 0.8 | 0.6 |
| Kiah Stokes | 5 | 0 | 17.4 | 1.6 | 1.2 | 4.4 | 5.6 | 0.8 | 0.6 | 0.4 | 66.7 | 0.0 | 0.0 | 0.4 | 1.2 |
| Jocelyn Willoughby | 0 | 0 | 0.0 | 0.0 | 0.0 | 0.0 | 0.0 | 0.0 | 0.0 | 0.0 | 0.0 | 0.0 | 0.0 | 0.0 | 0.0 |

Player Totals

| PLAYER | G | GS | MIN | PTS | OREB | DREB | REB | AST | STL | BLK | FGM-A | 3PM-A | FTM-A | TO | PF |
|--------------------|---|----|-----|-----|------|------|-----|-----|-----|-----|----------|---------|---------|----|----|
| Betnijah Laney | 8 | 8 | 283 | 179 | 5 | 28 | 33 | 38 | 5 | 1 | 64 - 127 | 13 - 30 | 38 - 46 | 33 | 23 |
| Sabrina Ionescu | 8 | 8 | 272 | 118 | 8 | 47 | 55 | 59 | 3 | 5 | 34 - 95 | 21 - 50 | 29 - 33 | 31 | 17 |
| Michaela Onyenwere | 8 | 8 | 187 | 96 | 8 | 16 | 24 | 4 | 4 | 3 | 34 - 80 | 17 - 38 | 11 - 13 | 5 | 19 |
| Sami Whitcomb | 8 | 8 | 238 | 86 | 1 | 42 | 43 | 20 | 11 | 5 | 31 - 63 | 22 - 48 | 2 - 3 | 11 | 12 |
| Rebecca Allen | 7 | 0 | 130 | 53 | 4 | 18 | 22 | 7 | 9 | 7 | 19 - 63 | 7 - 31 | 8 - 10 | 6 | 11 |
| Kylee Shook | 8 | 6 | 159 | 47 | 5 | 25 | 30 | 16 | 4 | 5 | 21 - 47 | 5 - 12 | 0 - 0 | 8 | 14 |
| Natasha Howard | 2 | 2 | 44 | 29 | 5 | 8 | 13 | 4 | 0 | 0 | 10 - 18 | 2 - 3 | 7 - 8 | 10 | 5 |
| Jazmine Jones | 8 | 0 | 111 | 27 | 3 | 15 | 18 | 10 | 4 | 4 | 10 - 26 | 3 - 7 | 4 - 6 | 15 | 17 |
| DiDi Richards | 8 | 0 | 72 | 14 | 3 | 6 | 9 | 7 | 7 | 1 | 6 - 13 | 1 - 2 | 1 - 2 | 6 | 5 |
| Kiah Stokes | 5 | 0 | 87 | 8 | 6 | 22 | 28 | 4 | 3 | 2 | 4 - 6 | 0 - 0 | 0 - 0 | 2 | 6 |
| Leonna Odom | 1 | 0 | 12 | 7 | 1 | 0 | 1 | 1 | 1 | 1 | 3 - 3 | 1 - 1 | 0 - 0 | 1 | 2 |
| Jocelyn Willoughby | 0 | 0 | 0 | 0 | 0 | 0 | 0 | 0 | 0 | 0 | 0 - 0 | 0 - 0 | 0 - 0 | 0 | 0 |

OPPONENT RECAP

CONNECTICUT SUN

2021 RECORD

Record7-2
Home4-0
Road3-2

2020 RECAP

Record10-12
Home3-8
Road7-4
Finish2nd in Eastern Conference

2021 SCHEDULE

6/5/21.....at Connecticut.....7:00 PM
7/11/21.....at New York.....2:00 PM
9/15/21.....at Connecticut.....7:00 PM

2020 MATCHUPS (0-2)

8/22/20.....at ConnecticutL, 65-82
9/1/20at New York.....L, 65-70

LIBERTY HISTORY VS. SUN

All-Time Record.....39-43
Home23-17
Away16-26
Overtime.....1-1
Postseason.....0-0

LIBERTY

Most Points.....96 at New York (7/19/17)
Fewest Points.....43 at Connecticut (9/3/04)
Largest Victory.....26 (90-64) at New York (7/1/03)
Individual Points.....32, Tina Charles at Connecticut (6/16/16)

SUN

Most Points.....97 at Connecticut (6/15/12)
Fewest Points.....51 at Orlando (7/14/00)
Largest Victory.....42 (97-55) at Connecticut (6/15/12)
Individual Points.....31, Nykeshia Sykes at Connecticut (8/12/03)

ROSTER

| NUM | PLAYER | POS | HT | WEIGHT | DOB | EXP | FROM |
|-----|---------------------|-----|---------|---------|--------------------|--------|-------------------|
| 24 | DeWanna Bonner | F-G | 6-4 ft | 143 lbs | AUGUST 21, 1987 | 11 yrs | AUBURN |
| 21 | DiJonai Carrington | G-F | 5-11 ft | 175 lbs | JANUARY 8, 1998 | R | BAYLOR |
| 3 | Kaila Charles | G-F | 6-1 ft | 167 lbs | MARCH 23, 1998 | 1 yrs | MARYLAND |
| 2 | Natisha Hiedeman | G | 5-8 ft | 135 lbs | FEBRUARY 10, 1997 | 2 yrs | MARQUETTE |
| 20 | Briann January | G | 5-8 ft | 144 lbs | JANUARY 11, 1987 | 12 yrs | ARIZONA STATE |
| 35 | Jonquel Jones | F | 6-6 ft | 190 lbs | JANUARY 5, 1994 | 4 yrs | GEORGE WASHINGTON |
| 42 | Brionna Jones | F | 6-3 ft | 230 lbs | DECEMBER 18, 1995 | 4 yrs | MARYLAND |
| 4 | Stephanie Jones | F | 6-2 ft | lbs | JULY 10, 1998 | R | MARYLAND |
| 1 | Beatrice Mompremier | F | 6-4 ft | 190 lbs | AUGUST 8, 1996 | 1 yrs | MIAMI |
| 25 | Alyssa Thomas | F | 6-2 ft | 185 lbs | APRIL 12, 1992 | 7 yrs | MARYLAND |
| 5 | Jasmine Thomas | G | 5-9 ft | 143 lbs | SEPTEMBER 30, 1989 | 10 yrs | DUKE |

Head Coach: Curt Miller

Assistant Coach: Brandi Poole

Assistant Coach: Chris Koclanes

Director of Player Development: Awvee Storey

OPPONENT LAST GAME BOX SCORE

WOMEN'S NATIONAL BASKETBALL ASSOCIATION

OFFICIAL SCORER'S REPORT FINAL BOX

Tuesday, June 1, 2021 Mohegan Sun Arena, Uncasville, CT
Officials: #39 Michael Price, #11 Randy Richardson, #76 Toni Patillo

Game Duration: 1:46
Attendance: Not Yet Counted

VISITOR: Las Vegas Aces (5-3)

| | POS | MIN | FG | FGA | 3P | 3PA | FT | FTA | OR | DR | TOT | A | PF | ST | TO | BS | +/- | PTS |
|---------------------|-----------------------------------|-------|-------|-----|----|-----|-------|-----|-----------|----|---------------------|----|----|----|----|----|-----|-----|
| 12 Chelsea Gray | F | 30:19 | 4 | 12 | 0 | 1 | 2 | 2 | 0 | 5 | 5 | 4 | 1 | 0 | 1 | 0 | -16 | 10 |
| 22 A'ja Wilson | F | 37:05 | 6 | 11 | 0 | 0 | 2 | 2 | 1 | 4 | 5 | 6 | 4 | 1 | 3 | 0 | -7 | 14 |
| 8 Liz Cambage | C | 35:03 | 11 | 17 | 0 | 0 | 6 | 6 | 1 | 6 | 7 | 2 | 4 | 1 | 3 | 3 | -7 | 28 |
| 2 Riquna Williams | G | 27:44 | 0 | 2 | 0 | 2 | 0 | 0 | 0 | 2 | 2 | 3 | 1 | 1 | 0 | 0 | -10 | 0 |
| 0 Jackie Young | G | 30:25 | 3 | 11 | 0 | 0 | 0 | 0 | 1 | 3 | 4 | 2 | 2 | 2 | 2 | 0 | -8 | 6 |
| 5 Dearica Hamby | | 24:28 | 4 | 9 | 0 | 2 | 0 | 0 | 0 | 4 | 4 | 3 | 2 | 1 | 3 | 0 | 0 | 8 |
| 24 Destiny Slocum | | 12:01 | 0 | 1 | 0 | 0 | 1 | 2 | 0 | 2 | 2 | 0 | 3 | 0 | 0 | 0 | 13 | 1 |
| 19 JiSu Park | | 02:55 | 0 | 1 | 0 | 0 | 0 | 0 | 0 | 0 | 0 | 0 | 0 | 0 | 0 | 0 | 0 | 0 |
| 4 Joyner Holmes | DNP - Coach's decision | | | | | | | | | | | | | | | | | |
| 35 Angel McCoughtry | NWT - Injury/Illness - Right knee | | | | | | | | | | | | | | | | | |
| 10 Kelsey Plum | DND - Health and Safety Protocols | | | | | | | | | | | | | | | | | |
| 200:00 | | | 28 | 64 | 0 | 5 | 11 | 12 | 3 | 26 | 29 | 20 | 17 | 6 | 12 | 3 | -7 | 67 |
| | | | 43.8% | | 0% | | 91.7% | | TM REB: 4 | | TOT TO: 13 (23 PTS) | | | | | | | |

HOME: CONNECTICUT SUN (7-2)

| | POS | MIN | FG | FGA | 3P | 3PA | FT | FTA | OR | DR | TOT | A | PF | ST | TO | BS | +/- | PTS |
|-----------------------|---------------------------------|-------|-----|-----|-------|-----|-------|-----|-----------|----|--------------------|----|----|----|----|----|-----|-----|
| 24 DeWanna Bonner | F | 33:13 | 2 | 7 | 0 | 2 | 2 | 2 | 0 | 8 | 8 | 5 | 1 | 3 | 3 | 0 | 15 | 6 |
| 42 Brionna Jones | F | 35:46 | 5 | 13 | 0 | 0 | 4 | 4 | 4 | 4 | 8 | 2 | 2 | 2 | 0 | 1 | 11 | 14 |
| 35 Jonquel Jones | C | 34:19 | 6 | 10 | 2 | 4 | 9 | 10 | 1 | 6 | 7 | 1 | 3 | 2 | 4 | 3 | 18 | 23 |
| 20 Briann January | G | 28:33 | 4 | 8 | 1 | 2 | 2 | 2 | 2 | 0 | 2 | 2 | 0 | 0 | 2 | 0 | 15 | 11 |
| 5 Jasmine Thomas | G | 35:47 | 3 | 13 | 0 | 4 | 5 | 5 | 1 | 3 | 4 | 6 | 3 | 1 | 4 | 0 | 5 | 11 |
| 1 Beatrice Mompremier | | 06:38 | 1 | 2 | 0 | 0 | 0 | 0 | 0 | 1 | 1 | 0 | 2 | 0 | 1 | 0 | -15 | 2 |
| 2 Natisha Hiedeman | | 15:40 | 3 | 6 | 1 | 4 | 0 | 0 | 0 | 0 | 0 | 0 | 1 | 0 | 0 | 0 | -6 | 7 |
| 4 Stephanie Jones | | 03:17 | 0 | 0 | 0 | 0 | 0 | 0 | 0 | 1 | 1 | 0 | 0 | 0 | 0 | 1 | 0 | 0 |
| 21 DiJonai Carrington | | 03:54 | 0 | 1 | 0 | 1 | 0 | 0 | 0 | 3 | 3 | 0 | 2 | 0 | 0 | 0 | 0 | 0 |
| 3 Kaila Charles | | 02:53 | 0 | 0 | 0 | 0 | 0 | 0 | 0 | 0 | 0 | 0 | 0 | 0 | 0 | 0 | -8 | 0 |
| 25 Alyssa Thomas | DND - Injury/Illness - Achilles | | | | | | | | | | | | | | | | | |
| 200:00 | | | 24 | 60 | 4 | 17 | 22 | 23 | 8 | 26 | 34 | 16 | 14 | 8 | 14 | 5 | 7 | 74 |
| | | | 40% | | 23.5% | | 95.7% | | TM REB: 7 | | TOT TO: 15 (8 PTS) | | | | | | | |

| SCORE BY PERIOD | 1 | 2 | 3 | 4 | FINAL |
|-----------------|----|----|----|----|-------|
| Aces | 14 | 16 | 18 | 19 | 67 |
| SUN | 19 | 14 | 19 | 22 | 74 |

Inactive: Aces -
Inactive: Sun -
Points in the Paint: Aces 40 (20/41), SUN 28 (14/28) Biggest Lead: Aces 2, SUN 9
2nd Chance Points: Aces 4 (2/3), SUN 16 (5/6) Lead Changes: 7
Fast Break Points: Aces 5 (2/3), SUN 8 (3/3) Times Tied: 4

RECENT BOX SCORES VS. OPPONENT

WOMEN'S NATIONAL BASKETBALL ASSOCIATION

OFFICIAL SCORER'S REPORT FINAL BOX

Tuesday, September 1, 2020 WNBA Court 1, Bradenton, FL
Officials: #7 Billy Smith, #31 Amy Bonner, #50 Kevin Sparrock

Game Duration: 2:08
Attendance: Not Yet Counted

VISITOR: Connecticut Sun (8-9)

| | POS | MIN | FG | FGA | 3P | 3PA | FT | FTA | OR | DR | TOT | A | PF | ST | TO | BS | +/- | PTS |
|---------------------------|---|-------|-------|-----|-------|-----|-----|-----|-----------|----|--------------------|----|----|----|----|----|-----|-----|
| 24 DeWanna Bonner | F | 36:59 | 7 | 23 | 1 | 6 | 12 | 13 | 2 | 10 | 12 | 1 | 1 | 1 | 3 | 0 | 7 | 27 |
| 25 Alyssa Thomas | F | 36:09 | 5 | 12 | 0 | 0 | 5 | 6 | 0 | 6 | 6 | 4 | 3 | 5 | 3 | 0 | 11 | 15 |
| 42 Brionna Jones | C | 30:26 | 3 | 7 | 0 | 0 | 0 | 0 | 3 | 7 | 10 | 0 | 5 | 1 | 0 | 0 | 5 | 6 |
| 3 Kaila Charles | G | 26:13 | 3 | 6 | 1 | 2 | 0 | 0 | 1 | 5 | 6 | 2 | 5 | 0 | 2 | 0 | 6 | 7 |
| 20 Briann January | G | 26:09 | 2 | 9 | 0 | 0 | 1 | 2 | 1 | 1 | 2 | 3 | 3 | 2 | 2 | 1 | 5 | 5 |
| 1 Beatrice Mompremier | | 04:10 | 0 | 0 | 0 | 0 | 0 | 0 | 1 | 1 | 2 | 0 | 2 | 0 | 1 | 0 | 0 | 0 |
| 2 Natisha Hiedeman | | 14:55 | 3 | 5 | 2 | 4 | 2 | 2 | 0 | 2 | 2 | 2 | 1 | 0 | 0 | 0 | -3 | 10 |
| 32 Bria Holmes | | 12:43 | 0 | 5 | 0 | 1 | 0 | 0 | 1 | 0 | 1 | 0 | 0 | 2 | 0 | 1 | 2 | 0 |
| 17 Essence Carson | | 06:52 | 0 | 3 | 0 | 2 | 0 | 0 | 0 | 0 | 0 | 0 | 0 | 0 | 0 | 0 | -8 | 0 |
| 55 Theresa Plaisance | | 05:24 | 0 | 0 | 0 | 0 | 0 | 0 | 0 | 1 | 1 | 0 | 2 | 1 | 1 | 0 | 0 | 0 |
| 23 Kaleena Mosqueda-Lewis | DNP - Injury/Illness - Back | | | | | | | | | | | | | | | | | |
| 5 Jasmine Thomas | DNP - Injury/Illness - Plantar Fascitis | | | | | | | | | | | | | | | | | |
| 200:00 | | | 23 | 70 | 4 | 15 | 20 | 23 | 9 | 33 | 42 | 12 | 22 | 12 | 12 | 2 | 5 | 70 |
| | | | 32.9% | | 26.7% | | 87% | | TM REB: 6 | | TOT TO: 13 (8 PTS) | | | | | | | |

HOME: NEW YORK LIBERTY (2-14)

| | POS | MIN | FG | FGA | 3P | 3PA | FT | FTA | OR | DR | TOT | A | PF | ST | TO | BS | +/- | PTS |
|-----------------------|---|-------|-------|-----|-------|-----|-------|-----|-----------|----|---------------------|----|----|----|----|----|-----|-----|
| 0 Leaonna Odom | F | 13:24 | 1 | 2 | 0 | 0 | 0 | 0 | 1 | 2 | 3 | 0 | 1 | 0 | 0 | 1 | -14 | 2 |
| 41 Kiah Stokes | F | 28:20 | 1 | 7 | 0 | 5 | 1 | 2 | 2 | 6 | 8 | 0 | 2 | 0 | 0 | 0 | -11 | 3 |
| 17 Amanda Zahui B | C | 22:17 | 0 | 6 | 0 | 3 | 2 | 2 | 0 | 10 | 10 | 3 | 0 | 0 | 2 | 2 | -13 | 2 |
| 7 Layshia Clarendon | G | 19:33 | 3 | 7 | 0 | 2 | 1 | 1 | 0 | 1 | 1 | 1 | 4 | 0 | 1 | 0 | -15 | 7 |
| 22 Paris Kea | G | 17:36 | 1 | 2 | 0 | 0 | 0 | 0 | 0 | 0 | 0 | 2 | 0 | 2 | 3 | 0 | -4 | 2 |
| 5 Kia Nurse | | 28:49 | 4 | 11 | 2 | 5 | 8 | 10 | 0 | 1 | 1 | 3 | 2 | 0 | 5 | 1 | 7 | 18 |
| 4 Jazmine Jones | | 18:30 | 3 | 8 | 2 | 4 | 7 | 10 | 0 | 2 | 2 | 1 | 5 | 2 | 1 | 0 | 4 | 15 |
| 10 Joyner Holmes | | 11:40 | 0 | 3 | 0 | 1 | 0 | 0 | 0 | 3 | 3 | 1 | 1 | 0 | 3 | 0 | 6 | 0 |
| 13 Jocelyn Willoughby | | 22:24 | 2 | 5 | 1 | 1 | 2 | 2 | 0 | 3 | 3 | 1 | 4 | 2 | 1 | 0 | 8 | 7 |
| 24 Kylee Shook | | 17:27 | 4 | 4 | 1 | 1 | 0 | 0 | 0 | 4 | 4 | 1 | 1 | 1 | 2 | 2 | 7 | 9 |
| 25 Asia Durr | NWT - Not With Team - Medical Exemption | | | | | | | | | | | | | | | | | |
| 20 Sabrina Ionescu | NWT - Not With Team - Ankle Sprain | | | | | | | | | | | | | | | | | |
| 3 Megan Walker | DNP - Injury/Illness - Right Hip | | | | | | | | | | | | | | | | | |
| 200:00 | | | 19 | 55 | 6 | 22 | 21 | 27 | 3 | 32 | 35 | 13 | 20 | 7 | 18 | 6 | -5 | 65 |
| | | | 34.5% | | 27.3% | | 77.8% | | TM REB: 9 | | TOT TO: 19 (12 PTS) | | | | | | | |

| SCORE BY PERIOD | 1 | 2 | 3 | 4 | FINAL |
|-----------------|----|----|----|----|-------|
| Sun | 18 | 11 | 23 | 18 | 70 |
| LIBERTY | 8 | 24 | 16 | 17 | 65 |

Inactive: Sun -
Inactive: Liberty -
Points in the Paint: Sun 32 (16/39), LIBERTY 20 (10/26) Biggest Lead: Sun 11, LIBERTY 3
2nd Chance Points: Sun 14 (4/8), LIBERTY 2 (1/3) Lead Changes: 3
Fast Break Points: Sun 11 (5/8), LIBERTY 4 (1/6) Times Tied: 5

Technical fouls - Individual
Sun (1): January 3:39 3rd
LIBERTY (0): NONE
Technical fouls - Defensive Three Seconds
Sun (1): January 7:32 1st
LIBERTY (0): NONE

RECENT BOX SCORES VS. OPPONENT

WOMEN'S NATIONAL BASKETBALL ASSOCIATION

OFFICIAL SCORER'S REPORT FINAL BOX

Saturday, August 22, 2020 WNBA Court 1, Bradenton, FL

Officials: #23 Jeff Wooten, #9 Tim Greene, #11 Randy Richardson

Game Duration: 1:50
Attendance: Not Yet Counted

VISITOR: New York Liberty (1-12)

| | POS | MIN | FG | FGA | 3P | 3PA | FT | FTA | OR | DR | TOT | A | PF | ST | TO | BS | +/- | PTS |
|-----------------------|-----|-------|--------------------------------------|-----|-------|-----|-------|-----|-----------|----|---------------------|----|----|----|----|----|-----|-----|
| 0 Leaonna Odom | F | 27:25 | 2 | 4 | 0 | 0 | 1 | 2 | 4 | 1 | 5 | 1 | 2 | 1 | 2 | 0 | -15 | 5 |
| 41 Kiah Stokes | F | 27:50 | 4 | 8 | 2 | 6 | 0 | 0 | 0 | 6 | 6 | 0 | 2 | 1 | 1 | 1 | -22 | 10 |
| 17 Amanda Zahui B | C | 28:29 | 2 | 10 | 1 | 6 | 1 | 2 | 0 | 10 | 10 | 5 | 4 | 0 | 5 | 1 | -18 | 6 |
| 5 Kia Nurse | G | 35:14 | 4 | 12 | 2 | 7 | 7 | 7 | 0 | 3 | 3 | 4 | 3 | 1 | 1 | 0 | -13 | 17 |
| 7 Layshia Clarendon | G | 22:19 | 4 | 8 | 2 | 5 | 2 | 2 | 0 | 3 | 3 | 3 | 3 | 1 | 1 | 0 | -10 | 12 |
| 4 Jazmine Jones | | 20:16 | 3 | 6 | 1 | 2 | 4 | 4 | 0 | 4 | 4 | 5 | 2 | 2 | 4 | 0 | -9 | 11 |
| 3 Megan Walker | | 12:35 | 1 | 2 | 0 | 1 | 0 | 0 | 0 | 1 | 1 | 0 | 0 | 0 | 1 | 0 | -2 | 2 |
| 24 Kylee Shook | | 12:25 | 0 | 3 | 0 | 1 | 0 | 0 | 0 | 1 | 1 | 0 | 1 | 0 | 1 | 0 | -1 | 0 |
| 10 Joyner Holmes | | 09:28 | 0 | 0 | 0 | 0 | 2 | 2 | 0 | 1 | 1 | 1 | 2 | 0 | 1 | 0 | 3 | 2 |
| 13 Jocelyn Willoughby | | 03:59 | 0 | 1 | 0 | 1 | 0 | 0 | 0 | 1 | 1 | 0 | 0 | 0 | 1 | 1 | 2 | 0 |
| 25 Asia Durr | | | NWT - Not With Team - Medical Exempt | | | | | | | | | | | | | | | |
| 20 Sabrina Ionescu | | | NWT - Injury/Illness - Ankle Sprain | | | | | | | | | | | | | | | |
| 22 Paris Kea | | | DNP - Coach's decision | | | | | | | | | | | | | | | |
| 200:00 | | | 20 | 54 | 8 | 29 | 17 | 19 | 4 | 31 | 35 | 19 | 19 | 6 | 18 | 3 | -17 | 65 |
| | | | 37% | | 27.6% | | 89.5% | | TM REB: 4 | | TOT TO: 19 (33 PTS) | | | | | | | |

HOME: CONNECTICUT SUN (6-8)

| | POS | MIN | FG | FGA | 3P | 3PA | FT | FTA | OR | DR | TOT | A | PF | ST | TO | BS | +/- | PTS |
|---------------------------|-----|-------|------------------------|-----|-------|-----|-------|-----|-----------|----|---------------------|----|----|----|----|----|-----|-----|
| 24 DeWanna Bonner | F | 34:37 | 6 | 18 | 2 | 8 | 0 | 0 | 0 | 12 | 12 | 6 | 1 | 1 | 1 | 2 | 24 | 14 |
| 25 Alyssa Thomas | F | 27:25 | 10 | 14 | 0 | 1 | 5 | 7 | 1 | 4 | 5 | 2 | 3 | 2 | 0 | 0 | 15 | 25 |
| 42 Brionna Jones | C | 30:52 | 4 | 6 | 0 | 0 | 1 | 3 | 2 | 2 | 4 | 2 | 0 | 2 | 0 | 1 | 16 | 9 |
| 20 Briann January | G | 29:27 | 3 | 10 | 1 | 6 | 4 | 4 | 1 | 1 | 2 | 4 | 3 | 2 | 0 | 0 | 16 | 11 |
| 5 Jasmine Thomas | G | 29:55 | 7 | 15 | 1 | 4 | 1 | 1 | 1 | 2 | 3 | 5 | 2 | 3 | 4 | 0 | 20 | 16 |
| 3 Kaila Charles | | 10:33 | 0 | 3 | 0 | 1 | 0 | 0 | 0 | 1 | 1 | 1 | 2 | 1 | 2 | 0 | 1 | 0 |
| 17 Essence Carson | | 16:10 | 1 | 3 | 0 | 1 | 0 | 0 | 1 | 3 | 4 | 0 | 2 | 1 | 1 | 0 | -1 | 2 |
| 55 Theresa Plaisance | | 07:20 | 1 | 1 | 1 | 1 | 0 | 0 | 0 | 0 | 0 | 0 | 5 | 0 | 0 | 0 | 5 | 3 |
| 2 Natisha Hiedeman | | 10:05 | 1 | 3 | 0 | 1 | 0 | 0 | 1 | 2 | 3 | 3 | 0 | 0 | 0 | 0 | -3 | 2 |
| 1 Beatrice Mompremier | | 01:48 | 0 | 0 | 0 | 0 | 0 | 0 | 0 | 1 | 1 | 0 | 0 | 0 | 0 | 0 | -4 | 0 |
| 23 Kaleena Mosqueda-Lewis | | 01:48 | 0 | 1 | 0 | 0 | 0 | 0 | 0 | 0 | 0 | 0 | 1 | 0 | 1 | 0 | -4 | 0 |
| 32 Bria Holmes | | | DNP - Coach's decision | | | | | | | | | | | | | | | |
| 200:00 | | | 33 | 74 | 5 | 23 | 11 | 15 | 7 | 28 | 35 | 23 | 19 | 12 | 9 | 3 | 17 | 82 |
| | | | 44.6% | | 21.7% | | 73.3% | | TM REB: 7 | | TOT TO: 11 (11 PTS) | | | | | | | |

| SCORE BY PERIOD | 1 | 2 | 3 | 4 | FINAL |
|-----------------|----|----|----|----|-------|
| Liberty | 16 | 22 | 11 | 16 | 65 |
| SUN | 24 | 21 | 21 | 16 | 82 |

Inactive: Liberty -

Inactive: Sun -

Points in the Paint: Liberty 24 (12/22), SUN 38 (19/28) Biggest Lead: Liberty 0, SUN 21

2nd Chance Points: Liberty 5 (2/4), SUN 8 (3/9)

Lead Changes: 0

Fast Break Points: Liberty 4 (2/6), SUN 4 (2/3)

Times Tied: 0

2020 SERIES VS. CONNECTICUT (0-2)



3-POINT

----- REBOUNDS -----

| NO | PLAYER | GP-GS | MIN | FGM-FGA | FG% | FGM-FGA | FG% | FTM-FTA | FT% | OFF | DEF | TOT/AVG | AST | STL | TO | BLK | PTS/AVG |
|----|---------------|-------|-------|---------|-------|---------|-------|---------|------|-----|-----|---------|-----|-----|----|-----|---------|
| 4 | Jones, J | 1-0 | 11:54 | 3 - 10 | 30.0% | 1-2 | 50.0% | 1 - 1 | 100% | 0 | 1 | 1/1 | 0 | 1 | 1 | 0 | 8/8 |
| 41 | Stokes, K | 1-1 | 29:23 | 2 - 4 | 50.0% | 1-3 | 33.3% | 0 - 0 | 0.0 | 2 | 4 | 6/6 | 1 | 0 | 0 | 0 | 5/5 |
| 13 | Willoughby, J | 1-0 | 17:52 | 1 - 4 | 25.0% | 1-1 | 100% | 0 - 0 | 0.0 | 0 | 3 | 3/3 | 2 | 1 | 1 | 0 | 3/3 |
| 0 | Odom, L | 1-0 | 13:27 | 0 - 1 | 0.0 | 0-0 | 0.0 | 0 - 0 | 0.0 | 3 | 1 | 4/4 | 0 | 1 | 0 | 0 | 0/0 |
| 24 | Shook, K | 1-0 | 08:47 | 0 - 2 | 0.0 | 0-0 | 0.0 | 0 - 0 | 0.0 | 1 | 1 | 2/2 | 0 | 0 | 1 | 0 | 0/0 |



3-POINT

----- REBOUNDS -----

| NO. | PLAYER | GP-GS | MIN | FGM-FGA | FG% | FGM-FGA | FG% | FTM-FTA | FT% | OFF | DEF | TOT/AVG | AST | STL | TO | BLK | PTS/AVG |
|-----|-------------------|-------|-------|---------|-------|---------|-------|---------|-------|-----|-----|---------|-----|-----|----|-----|---------|
| 24 | Bonner, D | 2-2 | 71:36 | 13 - 41 | 31.7% | 3-14 | 21.4% | 12 - 13 | 92.3% | 2 | 22 | 24/12 | 7 | 2 | 4 | 2 | 41/20.5 |
| 25 | Thomas, A | 2-2 | 63:34 | 15 - 26 | 57.7% | 0-1 | 0.0 | 10 - 13 | 76.9% | 1 | 10 | 11/5.5 | 6 | 7 | 3 | 0 | 40/20 |
| 5 | Thomas, J | 1-1 | 29:55 | 7 - 15 | 46.7% | 1-4 | 25.0% | 1 - 1 | 100% | 1 | 2 | 3/3 | 5 | 3 | 4 | 0 | 16/16 |
| 20 | January, B | 2-2 | 55:36 | 5 - 19 | 26.3% | 1-6 | 16.7% | 5 - 6 | 83.3% | 2 | 2 | 4/2 | 7 | 4 | 2 | 1 | 16/8 |
| 42 | Jones, B | 2-2 | 61:18 | 7 - 13 | 53.8% | 0-0 | 0.0 | 1 - 3 | 33.3% | 5 | 9 | 14/7 | 2 | 3 | 0 | 1 | 15/7.5 |
| 2 | Hiedeman, N | 2-0 | 25:00 | 4 - 8 | 50.0% | 2-5 | 40.0% | 2 - 2 | 100% | 1 | 4 | 5/2.5 | 5 | 0 | 0 | 0 | 12/6 |
| 3 | Charles, K | 2-1 | 36:46 | 3 - 9 | 33.3% | 1-3 | 33.3% | 0 - 0 | 0.0 | 1 | 6 | 7/3.5 | 3 | 1 | 4 | 0 | 7/3.5 |
| 55 | Plaisance, T | 2-0 | 12:44 | 1 - 1 | 100% | 1-1 | 100% | 0 - 0 | 0.0 | 0 | 1 | 1/0.5 | 0 | 1 | 1 | 0 | 3/1.5 |
| 17 | Carson, E | 2-0 | 23:02 | 1 - 6 | 16.7% | 0-3 | 0.0 | 0 - 0 | 0.0 | 1 | 3 | 4/2 | 0 | 1 | 1 | 0 | 2/1 |
| 32 | Holmes, B | 1-0 | 12:43 | 0 - 5 | 0.0 | 0-1 | 0.0 | 0 - 0 | 0.0 | 1 | 0 | 1/1 | 0 | 2 | 0 | 1 | 0/0 |
| 1 | Mompremier, B | 2-0 | 05:58 | 0 - 0 | 0.0 | 0-0 | 0.0 | 0 - 0 | 0.0 | 1 | 2 | 3/1.5 | 0 | 0 | 1 | 0 | 0/0 |
| 23 | Mosqueda-Lewis, K | 1-0 | 01:48 | 0 - 1 | 0.0 | 0-0 | 0.0 | 0 - 0 | 0.0 | 0 | 0 | 0/0 | 0 | 0 | 1 | 0 | 0/0 |

LIBERTY VS. SUN QUICK HITS

Saturday's game will mark the Liberty's 83rd all-time regular season matchup against the Connecticut Sun franchise.

The New York Liberty are an impressive 9-0 on games played on June 5 in franchise history dating back to 2002.

The New York Liberty sit atop the WNBA across all three-point shooting categories. The Liberty rank No. 1 in three-pointers made (92), attempts (222), three-point field goal percentage (41.4%), and percentage of points from three (41.1%). New York also ranks No. 1 in effective field goal percentage (52.2%) and No. 3 true shooting percentage (55.9%).

Connecticut (7-2) enters Thursday's matchup after defeating the Las Vegas Aces, 74-67 on June 1.

Entering Saturday, both teams are coming off games against the Aces. New York was defeated by Las Vegas on June 3, 82-94.

For the Sun, Jonquel Jones is leading the offense with 20.6 points per game, followed by DeWanna Bonner (17.0 points) and Brionna Jones (12.4 points). Jonquel is also averaging a team-high 10.1 boards per game (No. 1 in WNBA).

The Sun are currently first in the league in defensive rating (94.2) and rebound percentage (54.8%), as well as third in rebounds per game (37.4).

The two teams hold the first and last spot in the WNBA's pace rankings. New York is currently first with 100.21, while Connecticut is twelfth with 91.07.

Liberty guard Sami Whitcomb is currently leading the WNBA in three-point field goals made (22). Sabrina Ionescu and Jonquel Jones are tied for second with 21.

Betnijah Laney (30, 20, 20, 20, 20, 26, 20, 23) has scored in double figures in the first eight games of the 2021 season; averaging 22.4 per game.

Laney also played for the Sun in 2018 where she saw action in 29 contests.

Betnijah is the first Liberty player to open a season with seven games of 20+ points.

Throughout the league's history, the record for the longest 20+ point streak to open a season is nine and is held by Cynthia Cooper (1999 season).

| | |
|----------------------------|---|
| 1999 Cooper, Cynthia, Hou. | 9 |
| 2009 Jackson, Lauren, Sea. | 8 |
| 2000 Swoopes, Sheryl, Hou. | 8 |
| 2021 Laney, Betnijah, N.Y. | 8 |

Dating back to 2004 with the Orlando Miracle, Connecticut holds a slight head-to-head regular season series lead against New York, as the Liberty have an overall record of 39-43 (.475).

The Liberty lost both games in their season series with Connecticut in 2020, extending the Sun's active win streak to four games against New York.

In last year's season series, Kiah Stokes was the leading scorer of current Liberty players, totaling 18 points over 67:26 minutes against Las Vegas.

For the Aces, forward A'ja Wilson, averaged a series-best 25.5 points against New York over the two games.

Saturday night's game will also reunite rookies and former Baylor teammates, DiDi Richards and DiJonai Carrington, in their first WNBA meeting.

2021 STORYLINES

NEAH'S IMPACT

In Neah Odom's 2021 debut, the second year forward recorded seven points on perfect shooting from the field (3-3) and beyond the arc (1-1) in her 11:44 minutes of play. She joined the team after sitting out the first seven games due to a left achilles sprain.

BOUNCE BACK FROM ADVERSITY

The New York Liberty will look to not only end their two-game losing streak, they will also look to put an end to the Sun's four game win streak against the Liberty which dates back to 2019.

AWARDS SZN IN BK

To begin the 2021 season, the New York Liberty have already garnered four awards, including:

WNBA Coach of the Month (May): Walt Hopkins

Kia WNBA Rookie of the Month (May): Michaela Onyenwere

Eastern Conference Player of the Week (June 1): Betnijah Laney

Eastern Conference Player of the Week (May 24): Sabrina Ionescu

"B" IS FOR BALLER

The Eastern Conference Player of the Week, Betnijah Laney, has combined for 179 points for New York in the first eight games of the season. She is shooting 50.4% from the field and 43.3% from beyond the arc. Laney currently ranks fourth in the league in points per game with 22.3.

On June 3, Betnijah Laney scored 20+ points for the seventh consecutive game, finishing with 23. The only Liberty player to record 20+ points in 8+ consecutive games is Tina Charles (longest streak of 9 games). Laney is the first Liberty player to open a season with seven games of 20+ points in franchise history. Throughout the league's history, the record for the longest 20+ point streak to open a season is 9 and is held by Cynthia Cooper (1999 season).

| | | |
|------|-----------------------|-----|
| 1999 | Cooper, Cynthia, Hou. | (9) |
| 2009 | Jackson, Lauren, Sea. | (8) |
| 2000 | Swoopes, Sheryl, Hou. | (8) |
| 2021 | Laney, Betnijah, N.Y. | (8) |

Betnijah is also closing in on her 1,000th-career point mark, as she currently has 928 going into Thursday's matchup.

MICHAELA ONYENWERE LEADING ROOKIE OF THE YEAR RACE

Liberty rookie, Michaela Onyenwere, today was named the Kia WNBA Rookie of the Month for May. The No. 6 overall selection is leading all rookies with 12.0 points per game, 23:20 minutes per game, 34 field goals made, 17 three-point field goals made, a 44.7% three-point field goal percentage (min. 2+ attempts), and is second in 17 total rebounds. In addition, DiDi Richards is currently leading all WNBA rookies in steals (7).

SEAFOAM SHARPSHOOTERS

The New York Liberty sit atop the WNBA across all three-point shooting categories. The Liberty rank No. 1 in three-pointers made (92), attempts (222), three-point field goal percentage (41.4%), and percentage of points from three (41.1%). New York also ranks No. 1 in effective field goal percentage (52.2%) and No. 3 true shooting percentage (55.9%).

Sami Whitcomb is currently leading the WNBA in three-point field goals made on the season (22), while Sabrina Ionescu is tied for second (21).

2021 STORYLINES

NEW LOOK LIBERTY

Through the first three games in 2021, the Liberty surpassed their 2020 win total (2-20). New York (5-3) is currently in third place in the Eastern Conference.

NATASHA HOWARD OUT 4-6 WEEKS

New York Liberty forward/center, Natasha Howard, injured her left knee in the fourth quarter of Monday night's game against the Dallas Wings. Howard underwent an MRI and clinical exam at Hospital for Special Surgery on Tuesday, May 25 which revealed the diagnosis of a medial collateral ligament (MCL) sprain. The Liberty's medical staff determined Natasha will be unavailable for 4-6 weeks.

TRIPLE DOUBLE HISTORY

On May 18, Sabrina Ionescu posted the first triple-double in Liberty history with 26 points, 10 rebounds and 12 assists. Ionescu recorded the 10th triple-double in the league's 25-year history (9th in regular season). She is the youngest player in WNBA history to ever do so, and just the ninth player all-time to accomplish the feat.

BROOKLYN VETS

The New York Liberty highlighted the WNBA's off-season transactions with the additions of veterans Betnijah Laney, Natasha Howard and Sami Whitcomb. They have each fought hard to overcome adversity and earn their spots as 3 of 144, and now begin the next chapter of their WNBA careers with the Liberty. Each player brings unique experience, high-level character, and championship pedigree to this New York Liberty roster.

SEASON 25: #OwnTheCrown

The New York Liberty are one of the WNBA's three remaining original franchises, joined by the Los Angeles Sparks and Phoenix Mercury. This season, the Liberty and WNBA are both celebrating their historic 25-Year Anniversary. To celebrate the team's monumental milestone, the Liberty will be using #OwnTheCrown throughout the 2021:

"The campaign pays homage to women who continue to break barriers like the women of the Liberty have done for the last 25 years. From on-and off-court legends, #Own-TheCrown will celebrate the journey of women who are vital to not only the history of the organization, but the overall empowerment of women, and the diverse culture of New York City." - **Shana Stephenson, Liberty Vice President of Marketing**

2021 STORYLINES

JESS SIMS NAMED LIBERTY IN-ARENA CO-HOST

As part of the team's 25th anniversary season, the New York Liberty have named Jess Sims the official In-Arena Co-Host. The New York-based educator, fitness professional and Peloton Instructor will join co-host Jason Negron during select Liberty home games at Brooklyn's Barclays Center.

THE FLASH IN NY

On February 8, the Liberty made a blockbuster trade to bring three-time WNBA Champion, Natasha Howard to New York from the Seattle Storm in exchange for the 2021 No. 1 overall draft pick.

The WNBA's 2019 Defensive Player of the Year, Natasha Howard (29) is a 6-2 forward who is entering her eighth WNBA season. Howard was drafted by the Indiana Fever in 2014 where she spent two seasons, followed by two years with the Minnesota Lynx. Howard won her first WNBA Championship (2017) alongside Liberty Head Coach Walt Hopkins in Minnesota. During her three-year tenure with the Seattle Storm, Howard secured two additional WNBA Championships (2018, 2020).

In Seattle's 2020 Championship season, Howard averaged 9.5 points and 7.1 rebounds per game while shooting 53.0% from the field during the regular season.

SAMI IN SEAFOAM

Fifth-year WNBA veteran, Sami Whitcomb, joined the Liberty after spending the past four seasons with the Seattle Storm.

Whitcomb (32), a 5-10 guard, came to New York after helping the Storm to two WNBA titles. In Seattle's 2020 championship season, Whitcomb averaged 8.1 points, 2.3 rebounds and 2.0 assists per game while shooting 38.1% from three, 44.3% from the field and 100% at the free throw line (22-22). The Ventura, Calif. native and Australia citizen signed as a free agent with the Storm in 2017 after competing professionally overseas for several seasons, most notably in Australia's WNBL.

BEC'S BACK

Sami Whitcomb will not be the only Australian sharpshooter bringing their talents to Brooklyn, as the Liberty have re-signed veteran forward Rebecca Allen. Allen, 28, re-joins the Liberty as the team's longest-tenured member (along with Kiah Stokes) after five seasons with New York. Rebecca, whose most recent season with the Liberty was in 2019, averaged a career-high 7.2 points per game on a team-best 42.6% shooting from three-point territory.

2021 STORYLINES

SOPHOMORE SZN

Just as New York was historically rookie-heavy in 2020, the team will be returning five sophomores to their roster this season: Sabrina Ionescu, Jazmine Jones, Leaonna Odom, Kylee Shook, and Jocelyn Willoughby (out for season). Last season, Jazmine Jones was Liberty's first WNBA All-Rookie Team selection in five years (Brittany Boyd & Kiah Stokes, 2015).

2021 WNBA DRAFT

The New York Liberty enjoyed a successful 2021 WNBA Draft, as the front office was able to procure two first-round talents in Michaela Onyenwere and DiDi Richards.

Onyenwere, the Liberty's No. 6 overall pick, is a 6-0 forward. The Aurora, Colo. native averaged 19.1 points and 7.2 rebounds while shooting 42.1% in her senior campaign, leading UCLA to a Sweet Sixteen appearance. Michaela, a four-year letter winner with the Bruins, finished her collegiate career as the fourth overall leading scorer in program history (1,888 points).

Richards, New York's No. 17 overall selection, is a 6-2 guard/forward. DiDi averaged 6.3 points and 6.3 assists per game in the 2020-21 season while shooting 42.9% from the field, leading Baylor to a 28-3 finish and Final Four appearance. The Cypress, Texas native, known for her elite defensive ability, garnered the 2020 Naismith and WBCA Defensive Player of The Year Awards.

PLAYER TO COACH

On April 26, 2021, the Liberty announced the hiring of Jacki Gemelos as an assistant coach. Gemelos, 32, begins her first season as a WNBA coach after several seasons of service in the league. Jacki was a point guard for the Chicago Sky in 2015, and split time between the Connecticut Sun and Washington Mystics in 2020. Additionally, she has played six seasons overseas, and was a member of Greece's National Women's Basketball Team.

YES, PLEASE.

The Liberty's regional TV partner since 2019, will televise a record 19 New York Liberty games this season. All of YES' 19 Liberty telecasts will also be streamed live on the YES App.

DIDI'S PERSISTENCE

In October 2020, New York Liberty rookie, DiDi Richards, suffered a collision during practice at Baylor that left her temporarily paralyzed. Just 38 days later, Richards returned to the hardwood where she was able to lead the Lady Bears to an NCAA Final Four finish. In the same season, DiDi ranked second in the nation in total assists (189) while averaging 6.3 points and 6.3 assists during her senior campaign.

WITHOUT WILLOUGHBY

New York Liberty guard/forward Jocelyn Willoughby suffered a tear of her left Achilles' tendon during the team's scrimmage on May 3 at Connecticut. Willoughby underwent a successful surgical repair on May 5 at Hospital for Special Surgery (HSS). She will miss the 2021 season.

2021 STORYLINES

MADDIE PASSED THE TORCH TO ELLIE

As part of the 25th anniversary season, the New York Liberty announced a new mascot, Ellie the Elephant. Ellie, named after Ellis Island, is replacing Maddie, the team's mascot for the last 24 years.

Back story: Before the grand opening of the Brooklyn Bridge in 1883, there was speculation on the structural integrity of the bridge. To display its strength and safety, showman P.T. Barnum marched 21 elephants across the bridge. The PR stunt was a massive success, paving the way for one of New York's most iconic landmarks. Read more about Ellie [here](#).

2021 NIKE JERSEYS

The new WNBA uniform system from Nike feature three game uniform editions for each of the 12 teams in the league, bringing stories from their cities and communities to life through the muse of female archetypes in storytelling and film: the WNBA Nike Heroine Edition, the WNBA Nike Explorer Edition and the WNBA Nike Rebel Edition.

Rebel Edition (Seafoam): Inspired by the striking colors of the city's iconic monument and all that it represents, the uniform features "Equality" across the chest, framed by copper and black taping.

Explorer Edition (Black): The uniform's speckled details represent the urban pavement while jagged, graphic details embody the toughness and eccentricity that defines true New Yorkers.

LIBS ABROAD

The New York Liberty's roster enjoyed a highly successful 2020-21 WNBA Off-Season competing overseas. Bec Allen, who played for Valencia Basket in Spain, helped lead the Orange to their first-ever EuroCup Championship win in club history. Kiah Stokes (Fenerbache) took home the gold in the Turkish League championships, and Nastasha Howard secured the Serie A1 Finals Championship with Reyer Venezia in Italy.

READ WHAT YOU SOW

Before the start of the new year, Jocelyn Willoughby announced the launch of her book club, *Read What You Sow*, in partnership with Brooklyn's Cafe con Libros Feminist Book Store. Read What You Sow explored the injustices disproportionately facing Black and Brown people within healthcare, education, and other social systems fundamental to the welfare of all people through the lens of womxn of color.

The club, which was comprised of Liberty fans, advocates, and educators, met bi-weekly for three months where they explored Brit Bennet's *The Vanishing Half*, *Pushout* by Dr. Monique Morris and *You'll Never Believe What Happened to Lacey: Crazy Stories about Racism* by Amber Ruffin and Lacey Lamar. Jocelyn led and moderated each conversation, and in addition, met with the authors of all three books on the Liberty's Instagram Live for one-on-one conversations.

ON THIS DAY IN LIBERTY HISTORY



JUNE 5, 2002-16

Dating back to 2002, the New York Liberty are **9-0** on games played on June 5 in franchise history:

6/5/02: W, 60-59 vs. Detroit
6/5/04: W, 62-57 at San Antonio
6/5/05: W, 61-58 vs. Washington
6/5/07: W, 78-67 vs. Indiana
6/5/11: W, 94-88 at Atlanta
6/5/12: W, 79-74 vs. Atlanta
6/5/13: W, 75-68 vs. Indiana
6/5/15: W, 82-73 vs. Atlanta
6/5/16: W, 86-78 at Seattle

2021 GAME-BY-GAME HIGHS

NEW YORK LIBERTY

| Date | Opponent | Team/Opp | Home | Road | Total | High Scoring | High Rebounds | High Assists | Opponent Scoring | Atten. |
|--------|-------------|--------------|------|------|-------|--------------|---------------------|------------------------------------|------------------|--------|
| May 14 | INDIANA | W 90- 87 | 1-0 | 0-0 | 1-0 | Laney-30 | Ionescu-6 | Ionescu-11 | K. Mitchell-23 | 1,139 |
| May 16 | @Indiana | W 73- 65 | 1-0 | 1-0 | 2-0 | Laney-20 | Shook-7 | Whitcomb-4 Laney-4 Ionescu-4 | K. Mitchell-16 | |
| May 18 | MINNESOTA | W 86- 75 | 2-0 | 1-0 | 3-0 | Ionescu-26 | Ionescu-10 | Ionescu-12 | Fowles-26 | 815 |
| May 21 | @Washington | L 72-101 | 2-0 | 1-1 | 3-1 | Laney-20 | Whitcomb-7 | Laney-5 Ionescu-5 | Charles-34 | |
| May 23 | @Chicago | W 93- 85 | 2-0 | 2-1 | 4-1 | Laney-20 | Howard-7 | Ionescu-12 | DeShields-22 | 1,332 |
| May 24 | DALLAS | W 88- 81 | 3-0 | 2-1 | 5-1 | Laney-26 | Ionescu-9 | Richards-5 | Ogunbowale-24 | 894 |
| May 29 | ATLANTA | L 87- 90(OT) | 3-1 | 2-1 | 5-2 | Onyenwere-29 | Stokes-6 Laney-6 | Laney-11 | C. Williams-31 | 1,235 |
| Jun 3 | LAS VEGAS | L 82- 94 | 3-2 | 2-1 | 5-3 | Laney-23 | Stokes-13 | Ionescu-9 | Wilson-30 | 1,389 |

2021 TEAM SCORING HIGHS AND LOWS

| LIBERTY SCORING | HIGH | LOW |
|-----------------|-------------------------|-------------------------|
| 1ST QUARTER | 31 (Indiana 5/16/21) | 15 (Washington 5/21/21) |
| 2ND QUARTER | 31 (Washington 5/21/21) | 10 (Indiana 5/16/21) |
| 3RD QUARTER | 24 (Chicago 5/23/21) | 17 (2 Times) |
| 4TH QUARTER | 27 (Dallas 5/24/21) | 8 (Washington 5/21/21) |
| 1ST HALF | 52 (Chicago 5/23/21) | 39 (Dallas 5/24/21) |
| 2ND HALF | 49 (Dallas 5/24/21) | 26 (Washington 5/21/21) |
| 10T | 8 (Atlanta 5/29/21) | 8 (Atlanta 5/29/21) |
| 20T | | |

2021 TEAM HIGHS AND LOWS

Liberty Lows

| | | |
|------------------|------|----------------------|
| Points | 72 | at Washington - 5/21 |
| Scoring Margin | -29 | at Washington - 5/21 |
| Field Goals Made | 26 | at Indiana - 5/16 |
| Field Goals Att. | 65 | 2 Times |
| Field Goal Pct. | 39.1 | vs. Atlanta - 5/29 |
| 3-Point FGs Made | 9 | 2 Times |
| 3-Point FGs Att. | 25 | at Indiana - 5/16 |
| 3-Point FG Pct. | 30.0 | vs. Las Vegas - 6/3 |
| Free Throws Made | 5 | at Washington - 5/21 |
| Free Throws Att. | 7 | at Washington - 5/21 |
| Free Throw Pct. | 70.0 | at Chicago - 5/23 |
| Offensive Reb | 3 | 3 Times |
| Defensive Reb | 23 | vs. Dallas - 5/24 |
| Total Reb | 28 | 2 Times |
| Assists | 17 | at Indiana - 5/16 |
| Steals | 4 | vs. Minnesota - 5/18 |
| Turnovers | 12 | vs. Las Vegas |
| Blocked Shots | 2 | vs. Indiana - 5/14 |
| Personal Fouls | 9 | vs. Atlanta - 5/29 |

Liberty Highs

| | | |
|------------------|------|----------------------|
| Points | 93 | at Chicago - 5/23 |
| Scoring Margin | 11 | vs. Minnesota - 5/18 |
| Field Goals Made | 36 | at Chicago - 5/23 |
| Field Goals Att. | 81 | vs. Las Vegas - 6/3 |
| Field Goal Pct. | 49.3 | at Chicago - 5/23 |
| 3-Point FGs Made | 14 | 2 Times |
| 3-Point FGs Att. | 34 | vs. Atlanta - 5/29 |
| 3-Point FG Pct. | 50.0 | 2 Times |
| Free Throws Made | 22 | vs. Dallas - 5/24 |
| Free Throws Att. | 27 | vs. Dallas - 5/24 |
| Free Throw Pct. | 90.4 | vs. Atlanta - 5/29 |
| Offensive Reb | 12 | at Chicago - 5/23 |
| Defensive Reb | 37 | vs. Minnesota - 5/18 |
| Total Reb | 40 | 2 Times |
| Assists | 25 | 2 Times |
| Steals | 9 | 2 Times |
| Turnovers | 22 | 2 Times |
| Blocked Shots | 10 | at Chicago - 5/23 |
| Personal Fouls | 23 | vs. Dallas - 5/24 |

2021 OPPONENT HIGHS AND LOWS

Opponent Lows

| | | |
|------------------|------|----------------------|
| Points | 65 | at Indiana - 5/16 |
| Scoring Margin | -11 | vs. Minnesota - 5/18 |
| Field Goals Made | 25 | at Indiana - 5/16 |
| Field Goals Att. | 74 | vs. Minnesota - 5/18 |
| Field Goal Pct. | 32.4 | at Indiana - 5/16 |
| 3-Point FGs Made | 3 | 3 Times |
| 3-Point FGs Att. | 11 | vs. Las Vegas - 6/3 |
| 3-Point FG Pct. | 13.0 | vs. Minnesota - 5/18 |
| Free Throws Made | 4 | vs. Atlanta - 5/29 |
| Free Throws Att. | 8 | vs. Atlanta - 5/29 |
| Free Throw Pct. | 50.0 | vs. Atlanta - 5/29 |
| Offensive Reb | 7 | vs. Las Vegas - 6/3 |
| Defensive Reb | 23 | vs. Dallas - 5/24 |
| Total Reb | 34 | vs. Dallas - 5/24 |
| Assists | 14 | vs. Indiana - 5/14 |
| Steals | 4 | 2 Times |
| Turnovers | 10 | vs. Minnesota - 5/18 |
| Blocked Shots | 2 | vs. Dallas - 5/24 |
| Personal Fouls | 13 | vs. Las Vegas - 6/3 |

Opponent Highs

| | | |
|------------------|------|----------------------|
| Points | 101 | at Washington - 5/21 |
| Scoring Margin | 29 | at Washington - 5/21 |
| Field Goals Made | 37 | vs. Indiana - 5/14 |
| Field Goals Att. | 88 | vs. Indiana - 5/14 |
| Field Goal Pct. | 47.7 | at Washington - 5/21 |
| 3-Point FGs Made | 16 | at Washington - 5/21 |
| 3-Point FGs Att. | 31 | at Washington - 5/21 |
| 3-Point FG Pct. | 51.6 | at Washington - 5/21 |
| Free Throws Made | 26 | vs. Las Vegas - 6/3 |
| Free Throws Att. | 29 | vs. Las Vegas - 6/3 |
| Free Throw Pct. | 89.7 | vs. Las Vegas - 6/3 |
| Offensive Reb | 19 | vs. Indiana - 5/14 |
| Defensive Reb | 35 | vs. Atlanta - 5/29 |
| Total Reb | 45 | 2 Times |
| Assists | 22 | at Chicago - 5/23 |
| Steals | 11 | vs. Atlanta - 5/29 |
| Turnovers | 21 | at Indiana - 5/16 |
| Blocked Shots | 8 | vs. Atlanta - 5/29 |
| Personal Fouls | 24 | at Indiana - 5/16 |

LIBERTY PLAYERS IN TOP 10 STATISTICAL RANKINGS (THROUGH 6/3)

POINTS PER GAME:

4th: **Betnijah Laney (22.4)**

REBOUNDS PER GAME:

ASSISTS PER GAME:

2nd: **Sabrina Ionescu (7.4)**

FIELD GOAL %:

THREE POINT FIELD GOAL %:

T-1st: **Leaonna Odom (100%)**

T-5th: **Natasha Howard (66.7%)**

THREE POINTERS MADE:

1st: **Sami Whitcomb (22)**

T-2nd: **Sabrina Ionescu (21)**

10th: **Michaela Onyenwere (17)**

FREE THROWS MADE:

4th: **Betnijah Laney (38-46, 82.6%)**

BLOCKS PER GAME:

STEALS PER GAME:

USAGE %:

2nd: **Natasha Howard (30.5%)**

4th: **Betnijah Laney (27.7%)**

2021 LIBERTY TEAM STATISTICAL RANKINGS (THROUGH 6/3)

TRADITIONAL

POINTS PER GAME:

5th: **83.9**

REBOUNDS PER GAME:

9th: **35.1**

ASSISTS PER GAME:

2nd: **21.4**

FIELD GOAL %:

4th: **43.8%**

THREE POINT FIELD GOAL %:

1st: **41.4%**

THREE POINT FIELD GOALS MADE:

1st: **92**

THREE POINT FG MADE PER GAME:

1st: **11.5**

HIGHEST % OF POINTS 3PT:

1st: **41.1%**

FREE THROW %:

5th: **82.1%**

BLOCKS PER GAME:

8th: **4.3**

STEALS PER GAME:

8th: **6.5**

FEWEST TURNOVERS PER GAME:

11th: **17.4**

PERSONAL FOULS DRAWN PER GAME:

6th: **18.5**

ADVANCED

OFFENSIVE RATING:

8th: **98.5**

DEFENSIVE RATING:

7th: **99.4**

NET RATING:

7th: **-0.9**

PACE:

1st: **100.65**

ASSIST %:

1st: **71.5%**

EFFECTIVE FIELD GOAL %:

1st: **52.2%**

TRUE SHOOTING %:

3rd: **55.9%**

PLAYER IMPACT ESTIMATE (PIE):

5th: **51.5**

LIBERTY SINGLE-GAME RECORDS

Points

40 Cappie Pondexter vs. Indiana July 18, 2010

FG Made

14 6 Times (Most Recent: Tina Charles vs. Connecticut) August 14, 2015

3PT FG Made

7 5 Times (Most Recent: Amanda Zahui B vs. Los Angeles) June 15, 2019

Assists

13 Teresa Weatherspoon vs. Los Angeles July 21, 1998

Rebounds

21 Amanda Zahui B vs. Las Vegas August 29, 2020

Blocks

8 Kiah Stokes vs. Connecticut July 16, 2015

Steals

8 Teresa Weatherspoon vs. Charlotte July 10, 1997

LIBERTY SINGLE-GAME ROOKIE RECORDS

Points

34 Kia Nurse vs. Indiana June 2, 2018

FG Made

12 Sophia Witherspoon August 20, 1997

3PT FG Made

7 Crystal Robinson July 24, 1999

Assists

12 Teresa Weatherspoon vs. Los Angeles August 20, 1997

Rebounds

13 DeTrina White vs. Indiana May 21, 2004

13 Joyner Holmes vs. Phoenix September 5, 2020

Blocks

8 Kiah Stokes vs. Connecticut July 16, 2015

Steals

8 Teresa Weatherspoon vs. Charlotte July 10, 1997



WALT HOPKINS

HEAD COACH (SECOND SEASON)
HARVARD • CALIFORNIA-BERKELEY • NEVADA-RENO

The 2021 WNBA season is Walt Hopkins' second season as the New York Liberty's head coach.

On June 2, 2021, Hopkins was named the WNBA Coach of the Month for May. The honor is the first of Hopkins' career, after leading New York to one of its best starts in over a decade.

Prior to joining the Liberty, Hopkins served as an assistant coach for the Minnesota Lynx since 2017, where he helped accumulate a 63-39 record, three consecutive trips to the WNBA Playoffs and one WNBA Championship.

Hopkins has over a decade of experience as a basketball coach at the professional, collegiate, and high school levels. He specializes in: relationship building; providing nuanced individual skill development at every position, improving footwork and shot mechanics, creating and maintaining positive team culture via specific framing and communication strategies, and cultivating positive mindsets in players and coaches.

Prior to joining the Lynx staff, Hopkins served as Academic Coach at the University of California, Berkeley (2014-2016). He also served as the assistant women's basketball coach at Utah Valley University (2013-2014) and Director of Basketball Operations and Player Development Coach for the Tulsa Shock (2013).

Originally from Sparks, Nevada, Hopkins received his bachelor's degree at the University of Nevada-Reno. He also holds master's degrees from Harvard and UC Berkeley, where his studies focused primarily on applying findings from Social, Developmental and Educational Psychology to coaching settings.



FORWARD



#9 REBECCA ALLEN

SIXTH SEASON | WANGARETTA, AUSTRALIA | 6-2 | BORN NOV. 6, 1992 | 2019: 7.2 PPG, 2.5 RPG

- Re-signed with the New York Liberty on April 26, 2021.
- Allen, 28, re-joins the Liberty as the team's longest-tenured member (along with Kiah Stokes) after five seasons with New York. Rebecca, whose most recent season in Seafoam was in 2019, averaged a career-high 7.2 points per game on a team-best 42.6% shooting from three-point territory.

REBECCA'S 2021 GAME-BY-GAME STATS

| DATE | OPPONENT | RESULT | MIN | FGM-A | 3PM-A | FTM-A | OREB | DREB | REB | AST | STL | BLK | TO | PF | PTS |
|---------|----------------|--------|-----|--------|-------|-------|------|------|-----|-----|-----|-----|----|----|-----|
| MAY 14 | INDIANA | W | NWT | -- | -- | -- | -- | -- | -- | -- | -- | -- | -- | -- | -- |
| MAY 16 | AT INDIANA | W | 15 | 1 - 6 | 1 - 5 | 0 - 0 | 0 | 5 | 5 | 2 | 0 | 0 | 1 | 0 | 3 |
| MAY 18 | MINNESOTA | W | 12 | 1 - 6 | 0 - 2 | 4 - 5 | 1 | 2 | 3 | 2 | 1 | 1 | 0 | 2 | 6 |
| MAY 21 | AT WASHINGTON | L | 25 | 3 - 9 | 3 - 8 | 0 - 0 | 0 | 4 | 4 | 0 | 0 | 1 | 2 | 2 | 9 |
| MAY 23 | AT CHICAGO | W | 25 | 5 - 13 | 1 - 4 | 2 - 3 | 3 | 1 | 4 | 1 | 2 | 3 | 1 | 2 | 13 |
| MAY 25 | DALLAS | W | 21 | 2 - 9 | 0 - 3 | 2 - 2 | 0 | 2 | 2 | 1 | 3 | 1 | 0 | 3 | 6 |
| MAY 29 | ATLANTA | L | 8 | 0 - 4 | 0 - 1 | 0 - 0 | 0 | 2 | 2 | 0 | 1 | 0 | 2 | 1 | 0 |
| JUNE 3 | LAS VEGAS | L | 25 | 7 - 16 | 2 - 8 | 0 - 0 | 0 | 2 | 2 | 1 | 2 | 1 | 0 | 1 | 16 |
| JUNE 5 | AT CONNECTICUT | | | | | | | | | | | | | | |
| JUNE 13 | AT PHOENIX | | | | | | | | | | | | | | |
| JUNE 15 | AT LAS VEGAS | | | | | | | | | | | | | | |
| JUNE 17 | AT LAS VEGAS | | | | | | | | | | | | | | |
| JUNE 20 | AT LOS ANGELES | | | | | | | | | | | | | | |
| JUNE 22 | CHICAGO | | | | | | | | | | | | | | |
| JUNE 24 | CHICAGO | | | | | | | | | | | | | | |
| JUNE 26 | AT ATLANTA | | | | | | | | | | | | | | |
| JUNE 29 | AT ATLANTA | | | | | | | | | | | | | | |
| JULY 3 | WASHINGTON | | | | | | | | | | | | | | |
| JULY 5 | DALLAS | | | | | | | | | | | | | | |
| JULY 9 | AT INDIANA | | | | | | | | | | | | | | |
| JULY 11 | CONNECTICUT | | | | | | | | | | | | | | |
| AUG 15 | AT MINNESOTA | | | | | | | | | | | | | | |
| AUG 18 | SEATTLE | | | | | | | | | | | | | | |
| AUG 20 | SEATTLE | | | | | | | | | | | | | | |
| AUG 22 | LOS ANGELES | | | | | | | | | | | | | | |
| AUG 25 | PHOENIX | | | | | | | | | | | | | | |
| AUG 27 | PHOENIX | | | | | | | | | | | | | | |
| AUG 31 | AT MINNESOTA | | | | | | | | | | | | | | |
| SEPT 2 | AT SEATTLE | | | | | | | | | | | | | | |
| SEPT 11 | AT PHOENIX | | | | | | | | | | | | | | |
| SEPT 15 | AT DALLAS | | | | | | | | | | | | | | |
| SEPT 17 | AT CONNECTICUT | | | | | | | | | | | | | | |
| SEPT 17 | AT WASHINGTON | | | | | | | | | | | | | | |

CAREER REGULAR SEASON HIGHS

Per Game Highs

| | |
|-----------------------------------|----------------------------|
| Points | 16 (Las Vegas - 6/3/2021) |
| Rebounds | 5 (Indiana - 5/16/2021) |
| Defensive Rebounds | 5 (Indiana - 5/16/2021) |
| Offensive Rebounds | 3 (Chicago - 5/23/2021) |
| Assists | 2 (2 Times) |
| Blocks | 3 (Chicago - 5/23/2021) |
| Steals | 3 (Dallas - 5/24/2021) |
| Field Goals Made | 7 (Las Vegas - 6/3/2021) |
| Field Goals Attempted | 16 (Las Vegas - 6/3/2021) |
| Three Point Field Goals Made | 3 (Washington - 5/21/2021) |
| Three Point Field Goals Attempted | 8 (2 Times) |
| Minutes Played | 25 (3 Times) |

Career

| |
|----------------------------|
| 28 (Minnesota - 8/13/2019) |
| 9 (Seattle - 5/26/2017) |
| 7 (Seattle - 5/26/2017) |
| 3 (2 Times) |
| 4 (Chicago - 8/7/2019) |
| 4 (Chicago - 8/7/2019) |
| 3 (5 Times) |
| 11 (Minnesota - 8/13/2019) |
| 16 (Las Vegas - 6/3/2021) |
| 6 (2 Times) |
| 11 (Chicago - 8/7/2019) |
| 35 (Chicago - 9/16/2016) |

CAREER REGULAR SEASON AVERAGES

| YEAR | TEAM | G | GS | MPG | FG% | 3P% | FT% | OREB | DREB | RPG | APG | SPG | BPG | TO | PF | PPG |
|--------|------|-----|----|------|------|------|------|------|------|-----|-----|-----|-----|-----|-----|-----|
| 2015 | NYL | 2 | 0 | 17.0 | 30.0 | 0.0 | 0.0 | 1.0 | 3.5 | 4.5 | 0.0 | 1.5 | 1.0 | 1.5 | 0.5 | 3.0 |
| 2016 | NYL | 21 | 6 | 13.3 | 45.9 | 56.7 | 86.7 | 0.6 | 1.1 | 1.7 | 0.5 | 0.4 | 0.5 | 0.6 | 1.7 | 5.7 |
| 2017 | NYL | 33 | 0 | 9.2 | 37.6 | 34.1 | 33.3 | 0.4 | 1.6 | 2.0 | 0.5 | 0.3 | 0.3 | 0.5 | 1.1 | 2.8 |
| 2018 | NYL | 28 | 0 | 10.4 | 37.6 | 26.3 | 84.0 | 0.5 | 1.3 | 1.7 | 0.3 | 0.3 | 0.3 | 0.5 | 1.3 | 3.8 |
| 2019 | NYL | 24 | 2 | 17.2 | 41.7 | 42.6 | 81.3 | 0.5 | 2.0 | 2.5 | 0.7 | 0.5 | 0.7 | 0.7 | 2.1 | 7.2 |
| 2021 | NYL | 7 | 0 | 18.6 | 30.2 | 22.6 | 80.0 | 0.6 | 2.6 | 3.1 | 1.0 | 1.3 | 1.0 | 0.9 | 1.6 | 7.6 |
| Career | | 115 | 8 | 12.6 | 39.3 | 36.3 | 79.2 | 0.5 | 1.6 | 2.1 | 0.5 | 0.5 | 0.5 | 0.6 | 1.5 | 4.8 |



FORWARD

 @natasha_howard6  @nhoward1033

#6 NATASHA HOWARD

EIGHTH SEASON | FLORIDA STATE '14 | TOLEDO, OH. | 6-2 | BORN SEPT. 2, 1991 | 2020: 9.5 PPG, 7.1 RPG

• On February 8, the Liberty made a blockbuster trade to bring three-time WNBA Champion, Natasha Howard, to New York from the Seattle Storm in exchange for the 2021 No. 1 overall draft pick.

• In Seattle's 2020 Championship season, Howard averaged 9.5 points and 7.1 rebounds per game while shooting 53.0% from the field during the regular season.

NATASHA'S 2021 GAME-BY-GAME STATS

| DATE | OPPONENT | RESULT | MIN | FGM-A | 3PM-A | FTM-A | OREB | DREB | REB | AST | STL | BLK | TO | PF | PTS |
|---------|----------------|--------|-----|--------|-------|-------|------|------|-----|-----|-----|-----|----|----|-----|
| MAY 14 | INDIANA | W | NWT | -- | -- | -- | -- | -- | -- | -- | -- | -- | -- | -- | -- |
| MAY 16 | AT INDIANA | W | NWT | -- | -- | -- | -- | -- | -- | -- | -- | -- | -- | -- | -- |
| MAY 18 | MINNESOTA | W | NWT | -- | -- | -- | -- | -- | -- | -- | -- | -- | -- | -- | -- |
| MAY 21 | AT WASHINGTON | L | NWT | -- | -- | -- | -- | -- | -- | -- | -- | -- | -- | -- | -- |
| MAY 23 | AT CHICAGO | W | 22 | 5 - 10 | 0 - 1 | 2 - 2 | 2 | 5 | 7 | 1 | 0 | 0 | 6 | 3 | 12 |
| MAY 25 | DALLAS | W | 22 | 5 - 8 | 2 - 2 | 5 - 6 | 3 | 3 | 6 | 3 | 0 | 0 | 4 | 2 | 17 |
| MAY 29 | ATLANTA | L | DNP | -- | -- | -- | -- | -- | -- | -- | -- | -- | -- | -- | -- |
| JUNE 3 | LAS VEGAS | L | DNP | -- | -- | -- | -- | -- | -- | -- | -- | -- | -- | -- | -- |
| JUNE 5 | AT CONNECTICUT | | | | | | | | | | | | | | |
| JUNE 13 | AT PHOENIX | | | | | | | | | | | | | | |
| JUNE 15 | AT LAS VEGAS | | | | | | | | | | | | | | |
| JUNE 17 | AT LAS VEGAS | | | | | | | | | | | | | | |
| JUNE 20 | AT LOS ANGELES | | | | | | | | | | | | | | |
| JUNE 22 | CHICAGO | | | | | | | | | | | | | | |
| JUNE 24 | CHICAGO | | | | | | | | | | | | | | |
| JUNE 26 | AT ATLANTA | | | | | | | | | | | | | | |
| JUNE 29 | AT ATLANTA | | | | | | | | | | | | | | |
| JULY 3 | WASHINGTON | | | | | | | | | | | | | | |
| JULY 5 | DALLAS | | | | | | | | | | | | | | |
| JULY 9 | AT INDIANA | | | | | | | | | | | | | | |
| JULY 11 | CONNECTICUT | | | | | | | | | | | | | | |
| AUG 15 | AT MINNESOTA | | | | | | | | | | | | | | |
| AUG 18 | SEATTLE | | | | | | | | | | | | | | |
| AUG 20 | SEATTLE | | | | | | | | | | | | | | |
| AUG 22 | LOS ANGELES | | | | | | | | | | | | | | |
| AUG 25 | PHOENIX | | | | | | | | | | | | | | |
| AUG 27 | PHOENIX | | | | | | | | | | | | | | |
| AUG 31 | AT MINNESOTA | | | | | | | | | | | | | | |
| SEPT 2 | AT SEATTLE | | | | | | | | | | | | | | |
| SEPT 11 | AT PHOENIX | | | | | | | | | | | | | | |
| SEPT 15 | AT DALLAS | | | | | | | | | | | | | | |
| SEPT 17 | AT CONNECTICUT | | | | | | | | | | | | | | |
| SEPT 17 | AT WASHINGTON | | | | | | | | | | | | | | |

CAREER REGULAR SEASON HIGHS

Per Game Highs

| | |
|-----------------------------------|--------------------------|
| Points | Season |
| Rebounds | 17 (Dallas - 5/24/2021) |
| Defensive Rebounds | 7 (Chicago - 5/23/2021) |
| Offensive Rebounds | 5 (Chicago - 5/23/2021) |
| Assists | 3 (Dallas - 5/24/2021) |
| Blocks | 3 (Dallas - 5/24/2021) |
| Steals | |
| Field Goals Made | 5 (2 Times) |
| Field Goals Attempted | 10 (Chicago - 5/23/2021) |
| Three Point Field Goals Made | 2 (Dallas - 5/24/2021) |
| Three Point Field Goals Attempted | 2 (Dallas - 5/24/2021) |
| Minutes Played | 22 (2 Times) |

Career

| |
|----------------------------|
| 33 (Minnesota - 7/17/2019) |
| 16 (Phoenix - 5/25/2019) |
| 11 (3 Times) |
| 7 (Phoenix - 5/25/2019) |
| 5 (2 Times) |
| 6 (2 Times) |
| 6 (Dallas - 8/8/2019) |
| 12 (Minnesota - 7/17/2019) |
| 21 (2 Times) |
| 4 (Washington - 8/14/2019) |
| 9 (Washington - 8/14/2019) |
| 41 (Atlanta - 5/17/2014) |

CAREER REGULAR SEASON AVERAGES

| YEAR | TEAM | G | GS | MPG | FG% | 3P% | FT% | OREB | DREB | RPG | APG | SPG | BPG | TO | PF | PPG |
|--------|------|-----|-----|------|------|------|------|------|------|-----|-----|-----|-----|-----|-----|------|
| 2014 | IND | 34 | 15 | 16.9 | 44.3 | 0.0 | 59.4 | 1.5 | 1.5 | 3.1 | 0.6 | 0.8 | 0.7 | 1.5 | 2.6 | 7.0 |
| 2015 | IND | 30 | 2 | 11.4 | 37.9 | 0.0 | 72.1 | 0.9 | 1.7 | 2.6 | 0.4 | 0.4 | 0.4 | 0.9 | 2.0 | 4.2 |
| 2016 | MIN | 34 | 1 | 14.6 | 57.4 | 20.0 | 67.7 | 1.2 | 2.4 | 3.6 | 0.8 | 0.7 | 0.8 | 1.1 | 2.9 | 6.7 |
| 2017 | MIN | 34 | 0 | 11.7 | 48.4 | 21.4 | 73.3 | 0.9 | 1.5 | 2.4 | 0.7 | 0.5 | 0.6 | 0.8 | 1.7 | 4.3 |
| 2018 | SEA | 34 | 33 | 25.6 | 54.7 | 32.7 | 79.8 | 2.4 | 4.1 | 6.4 | 1.0 | 1.3 | 2.0 | 1.9 | 3.7 | 13.2 |
| 2019 | SEA | 34 | 34 | 31.4 | 43.9 | 30.8 | 81.0 | 2.7 | 5.5 | 8.2 | 2.1 | 2.2 | 1.7 | 2.9 | 2.9 | 18.1 |
| 2021 | NYL | 2 | 2 | 22.0 | 55.6 | 66.7 | 87.5 | 2.5 | 4.0 | 6.5 | 2.0 | 0.0 | 0.0 | 5.0 | 2.5 | 14.5 |
| Career | | 224 | 109 | 19.0 | 48.3 | 30.8 | 74.9 | 1.7 | 3.0 | 4.7 | 1.0 | 1.1 | 1.0 | 1.6 | 2.7 | 9.1 |



GUARD



#20 SABRINA IONESCU

SECOND SEASON | OREGON '20 | WALNUT CREEK, CALIF. | 5-11 | BORN DEC. 6, 1997 | 2020: 18.3 PPG, 4.7 RPG, 4.0 APG

- Sabrina Ionescu was selected 1st overall in the 2020 WNBA Draft by the New York Liberty, which was the team's first overall selection in franchise history.
- In her three-game rookie season, Sabrina averaged 18.3 points, 4.7 rebounds and 4.0 assists while shooting 45.2% from the floor; including a 33-point breakout performance against Dallas.

SABRINA'S 2021 GAME-BY-GAME STATS

| DATE | OPPONENT | RESULT | MIN | FGM-A | 3PM-A | FTM-A | OREB | DREB | REB | AST | STL | BLK | TO | PF | PTS |
|---------|----------------|--------|-----|--------|--------|-------|------|------|-----|-----|-----|-----|----|----|-----|
| MAY 14 | INDIANA | W | 37 | 7 - 18 | 4 - 8 | 7 - 7 | 0 | 6 | 6 | 11 | 1 | 0 | 2 | 3 | 25 |
| MAY 16 | AT INDIANA | W | 31 | 3 - 9 | 2 - 4 | 4 - 5 | 0 | 5 | 5 | 4 | 0 | 0 | 8 | 4 | 12 |
| MAY 18 | MINNESOTA | W | 37 | 7 - 16 | 4 - 7 | 8 - 9 | 0 | 10 | 10 | 12 | 0 | 1 | 3 | 0 | 26 |
| MAY 21 | AT WASHINGTON | L | 31 | 3 - 9 | 1 - 4 | 3 - 3 | 2 | 4 | 6 | 5 | 0 | 0 | 4 | 2 | 10 |
| MAY 23 | AT CHICAGO | W | 36 | 7 - 13 | 5 - 10 | 0 - 0 | 0 | 5 | 5 | 12 | 1 | 3 | 4 | 2 | 19 |
| MAY 25 | DALLAS | W | 27 | 3 - 6 | 2 - 4 | 7 - 8 | 3 | 6 | 9 | 3 | 1 | 1 | 4 | 2 | 15 |
| MAY 29 | ATLANTA | L | 39 | 2 - 11 | 2 - 7 | 0 - 1 | 1 | 4 | 5 | 3 | 0 | 0 | 2 | 2 | 6 |
| JUNE 3 | LAS VEGAS | L | 32 | 2 - 13 | 1 - 6 | 0 - 0 | 2 | 7 | 9 | 9 | 0 | 0 | 4 | 2 | 5 |
| JUNE 5 | AT CONNECTICUT | | | | | | | | | | | | | | |
| JUNE 13 | AT PHOENIX | | | | | | | | | | | | | | |
| JUNE 15 | AT LAS VEGAS | | | | | | | | | | | | | | |
| JUNE 17 | AT LAS VEGAS | | | | | | | | | | | | | | |
| JUNE 20 | AT LOS ANGELES | | | | | | | | | | | | | | |
| JUNE 22 | CHICAGO | | | | | | | | | | | | | | |
| JUNE 24 | CHICAGO | | | | | | | | | | | | | | |
| JUNE 26 | AT ATLANTA | | | | | | | | | | | | | | |
| JUNE 29 | AT ATLANTA | | | | | | | | | | | | | | |
| JULY 3 | WASHINGTON | | | | | | | | | | | | | | |
| JULY 5 | DALLAS | | | | | | | | | | | | | | |
| JULY 9 | AT INDIANA | | | | | | | | | | | | | | |
| JULY 11 | CONNECTICUT | | | | | | | | | | | | | | |
| AUG 15 | AT MINNESOTA | | | | | | | | | | | | | | |
| AUG 18 | SEATTLE | | | | | | | | | | | | | | |
| AUG 20 | SEATTLE | | | | | | | | | | | | | | |
| AUG 22 | LOS ANGELES | | | | | | | | | | | | | | |
| AUG 25 | PHOENIX | | | | | | | | | | | | | | |
| AUG 27 | PHOENIX | | | | | | | | | | | | | | |
| AUG 31 | AT MINNESOTA | | | | | | | | | | | | | | |
| SEPT 2 | AT SEATTLE | | | | | | | | | | | | | | |
| SEPT 11 | AT PHOENIX | | | | | | | | | | | | | | |
| SEPT 15 | AT DALLAS | | | | | | | | | | | | | | |
| SEPT 17 | AT CONNECTICUT | | | | | | | | | | | | | | |
| SEPT 17 | AT WASHINGTON | | | | | | | | | | | | | | |

CAREER REGULAR SEASON HIGHS

Per Game Highs

| | |
|-----------------------------------|----------------------------|
| Points | 26 (Minnesota - 5/18/2021) |
| Rebounds | 10 (Minnesota - 5/18/2021) |
| Defensive Rebounds | 10 (Minnesota - 5/18/2021) |
| Offensive Rebounds | 3 (Dallas - 5/24/2021) |
| Assists | 12 (2 Times) |
| Blocks | 3 (Chicago - 5/23/2021) |
| Steals | 1 (3 Times) |
| Field Goals Made | 7 (3 Times) |
| Field Goals Attempted | 18 (Indiana - 5/14/2021) |
| Three Point Field Goals Made | 5 (Chicago - 5/23/2021) |
| Three Point Field Goals Attempted | 10 (Chicago - 5/23/2021) |
| Minutes Played | 39 (Atlanta - 5/29/2021) |

Career

| | |
|-----------------------------------|----------------------------|
| Points | 33 (Dallas - 7/29/2020) |
| Rebounds | 10 (Minnesota - 5/18/2021) |
| Defensive Rebounds | 10 (Minnesota - 5/18/2021) |
| Offensive Rebounds | 3 (Dallas - 5/24/2021) |
| Assists | 12 (2 Times) |
| Blocks | 3 (Chicago - 5/23/2021) |
| Steals | 1 (5 Times) |
| Field Goals Made | 11 (Dallas - 7/29/2020) |
| Field Goals Attempted | 20 (Dallas - 7/29/2020) |
| Three Point Field Goals Made | 6 (Dallas - 7/29/2020) |
| Three Point Field Goals Attempted | 10 (2 Times) |
| Minutes Played | 39 (Atlanta - 5/29/2021) |

CAREER REGULAR SEASON AVERAGES

| YEAR | TEAM | G | GS | MPG | FG% | 3P% | FT% | OREB | DREB | RPG | APG | SPG | BPG | TO | PF | PPG |
|--------|------|----|----|------|------|------|------|------|------|-----|-----|-----|-----|-----|-----|------|
| 2020 | NYL | 3 | 3 | 26.7 | 45.2 | 35.0 | 100 | 0.7 | 4.0 | 4.7 | 4.0 | 0.7 | 0.0 | 4.3 | 1.3 | 18.3 |
| 2021 | NYL | 8 | 8 | 34.0 | 35.8 | 42.0 | 87.9 | 1.0 | 5.9 | 6.9 | 7.4 | 0.4 | 0.6 | 3.9 | 2.1 | 14.8 |
| Career | | 11 | 11 | 32.0 | 38.7 | 40.0 | 90.7 | 0.9 | 5.4 | 6.3 | 6.5 | 0.5 | 0.5 | 4.0 | 1.9 | 15.7 |



GUARD



@jazmine.jones4



@Jazmine_Jones4

#4 JAZMINE JONES

SECOND SEASON | LOUISVILLE '20 | TALLAHASSEE, FLA. | 6-0 | BORN OCT. 15, 1996 | 2020: 10.8 PPG, 4.1 RPG, 2.3 APG

- Named to the 2020 WNBA All-Rookie Team, becoming the first Liberty selection since 2015.
- Ranked fourth among rookies in scoring (10.8 PPG), third in rebounding (4.1 RPG) and first in steals (1.4 SPG).

JAZMINE'S 2021 GAME-BY-GAME STATS

| DATE | OPPONENT | RESULT | MIN | FGM-A | 3PM-A | FTM-A | OREB | DREB | REB | AST | STL | BLK | TO | PF | PTS |
|---------|----------------|--------|-----|-------|-------|-------|------|------|-----|-----|-----|-----|----|----|-----|
| MAY 14 | INDIANA | W | 14 | 0 - 1 | 0 - 1 | 0 - 0 | 0 | 1 | 1 | 0 | 0 | 1 | 2 | 3 | 0 |
| MAY 16 | AT INDIANA | W | 16 | 4 - 7 | 2 - 2 | 0 - 0 | 1 | 1 | 2 | 2 | 2 | 1 | 1 | 3 | 10 |
| MAY 18 | MINNESOTA | W | 11 | 1 - 4 | 0 - 1 | 0 - 0 | 0 | 2 | 2 | 1 | 0 | 1 | 2 | 2 | 2 |
| MAY 21 | AT WASHINGTON | L | 24 | 1 - 5 | 0 - 1 | 1 - 2 | 0 | 1 | 1 | 3 | 1 | 1 | 2 | 1 | 3 |
| MAY 23 | AT CHICAGO | W | 10 | 1 - 1 | 1 - 1 | 0 - 0 | 0 | 3 | 3 | 1 | 0 | 0 | 2 | 2 | 3 |
| MAY 25 | DALLAS | W | 18 | 2 - 4 | 0 - 1 | 1 - 2 | 1 | 2 | 3 | 1 | 1 | 0 | 1 | 3 | 5 |
| MAY 29 | ATLANTA | L | 13 | 1 - 3 | 0 - 0 | 2 - 2 | 0 | 4 | 4 | 0 | 0 | 0 | 3 | 0 | 4 |
| JUNE 3 | LAS VEGAS | L | 4 | 0 - 1 | 0 - 0 | 0 - 0 | 1 | 1 | 2 | 2 | 0 | 0 | 2 | 3 | 0 |
| JUNE 5 | AT CONNECTICUT | | | | | | | | | | | | | | |
| JUNE 13 | AT PHOENIX | | | | | | | | | | | | | | |
| JUNE 15 | AT LAS VEGAS | | | | | | | | | | | | | | |
| JUNE 17 | AT LAS VEGAS | | | | | | | | | | | | | | |
| JUNE 20 | AT LOS ANGELES | | | | | | | | | | | | | | |
| JUNE 22 | CHICAGO | | | | | | | | | | | | | | |
| JUNE 24 | CHICAGO | | | | | | | | | | | | | | |
| JUNE 26 | AT ATLANTA | | | | | | | | | | | | | | |
| JUNE 29 | AT ATLANTA | | | | | | | | | | | | | | |
| JULY 3 | WASHINGTON | | | | | | | | | | | | | | |
| JULY 5 | DALLAS | | | | | | | | | | | | | | |
| JULY 9 | AT INDIANA | | | | | | | | | | | | | | |
| JULY 11 | CONNECTICUT | | | | | | | | | | | | | | |
| AUG 15 | AT MINNESOTA | | | | | | | | | | | | | | |
| AUG 18 | SEATTLE | | | | | | | | | | | | | | |
| AUG 20 | SEATTLE | | | | | | | | | | | | | | |
| AUG 22 | LOS ANGELES | | | | | | | | | | | | | | |
| AUG 25 | PHOENIX | | | | | | | | | | | | | | |
| AUG 27 | PHOENIX | | | | | | | | | | | | | | |
| AUG 31 | AT MINNESOTA | | | | | | | | | | | | | | |
| SEPT 2 | AT SEATTLE | | | | | | | | | | | | | | |
| SEPT 11 | AT PHOENIX | | | | | | | | | | | | | | |
| SEPT 15 | AT DALLAS | | | | | | | | | | | | | | |
| SEPT 17 | AT CONNECTICUT | | | | | | | | | | | | | | |
| SEPT 17 | AT WASHINGTON | | | | | | | | | | | | | | |

CAREER REGULAR SEASON HIGHS

Per Game Highs

| | |
|-----------------------------------|-----------------------------|
| Points | 10 (Indiana - 5/16/2021) |
| Rebounds | 4 (Atlanta - 5/29/2021) |
| Defensive Rebounds | 4 (Atlanta - 5/29/2021) |
| Offensive Rebounds | 1 (3 Times) |
| Assists | 3 (Washington - 5/21/2021) |
| Blocks | 1 (4 Times) |
| Steals | 2 (Indiana - 5/16/2021) |
| Field Goals Made | 4 (Indiana - 5/16/2021) |
| Field Goals Attempted | 7 (Indiana - 5/16/2021) |
| Three Point Field Goals Made | 2 (Indiana - 5/16/2021) |
| Three Point Field Goals Attempted | 2 (Indiana - 5/16/2021) |
| Minutes Played | 24 (Washington - 5/21/2021) |

Season

Career

| |
|------------------------------|
| 24 (Los Angeles - 8/11/2020) |
| 10 (Indiana - 9/10/2020) |
| 9 (Indiana - 9/10/2020) |
| 3 (Las Vegas - 8/29/2020) |
| 6 (Washington - 9/12/2020) |
| 2 (3 Times) |
| 5 (Los Angeles - 8/11/2020) |
| 8 (2 Times) |
| 16 (Los Angeles - 8/11/2020) |
| 2 (5 Times) |
| 4 (4 Times) |
| 33 (Washington - 9/12/2020) |

CAREER REGULAR SEASON AVERAGES

| YEAR | TEAM | G | GS | MPG | FG% | 3P% | FT% | OREB | DREB | RPG | APG | SPG | BPG | TO | PF | PPG |
|--------|------|----|----|------|------|------|------|------|------|-----|-----|-----|-----|-----|-----|------|
| 2020 | NYL | 19 | 1 | 20.8 | 38.9 | 31.0 | 77.9 | 0.8 | 3.1 | 3.9 | 2.2 | 1.5 | 0.5 | 2.7 | 3.0 | 10.3 |
| 2021 | NYL | 8 | 0 | 13.9 | 38.5 | 42.9 | 66.7 | 0.4 | 1.9 | 2.3 | 1.3 | 0.5 | 0.5 | 1.9 | 2.1 | 3.4 |
| Career | | 28 | 2 | 19.3 | 40.1 | 34.6 | 77.9 | 0.8 | 2.8 | 3.5 | 2.0 | 1.1 | 0.5 | 2.6 | 2.7 | 8.7 |



GUARD/FORWARD



#44 BETNIJAH LANEY

FIFTH SEASON | RUTGERS '15 | CLAYTON, DEL. | 6-0 | BORN OCT. 29, 1993 | 2020: 17.2 PPG, 3.0 RPG, 3.7 APG

• Laney, the WNBA's 2020 Most Improved Player, joins New York after a career-best season with Atlanta, where she averaged 17.2 points, 4.9 rebounds, and 4.0 assists per contest, while shooting 48.1% from the field and 40.5% from beyond the arc.

• Laney's 2020 performance also garnered her a spot on the WNBA All-Defensive First Team.

BETNIJAH'S 2021 GAME-BY-GAME STATS

| DATE | OPPONENT | RESULT | MIN | FGM-A | 3PM-A | FTM-A | OREB | DREB | REB | AST | STL | BLK | TO | PF | PTS |
|---------|----------------|--------|-----|---------|-------|---------|------|------|-----|-----|-----|-----|----|----|-----|
| MAY 14 | INDIANA | W | 38 | 11 - 18 | 4 - 5 | 4 - 6 | 0 | 5 | 5 | 2 | 0 | 0 | 2 | 3 | 30 |
| MAY 16 | AT INDIANA | W | 33 | 6 - 17 | 2 - 7 | 6 - 7 | 0 | 2 | 2 | 4 | 1 | 0 | 6 | 4 | 20 |
| MAY 18 | MINNESOTA | W | 32 | 8 - 12 | 2 - 2 | 2 - 2 | 0 | 2 | 2 | 5 | 0 | 0 | 4 | 3 | 20 |
| MAY 21 | AT WASHINGTON | L | 34 | 9 - 18 | 2 - 4 | 0 - 0 | 1 | 4 | 5 | 5 | 2 | 1 | 4 | 2 | 20 |
| MAY 23 | AT CHICAGO | W | 34 | 8 - 14 | 1 - 2 | 3 - 5 | 3 | 3 | 6 | 5 | 0 | 0 | 7 | 3 | 20 |
| MAY 25 | DALLAS | W | 35 | 9 - 15 | 1 - 3 | 7 - 9 | 0 | 2 | 2 | 3 | 0 | 0 | 1 | 4 | 26 |
| MAY 29 | ATLANTA | L | 41 | 4 - 12 | 0 - 2 | 12 - 12 | 0 | 6 | 6 | 11 | 2 | 0 | 7 | 2 | 20 |
| JUNE 3 | LAS VEGAS | L | 36 | 9 - 21 | 1 - 5 | 4 - 5 | 1 | 4 | 5 | 3 | 0 | 0 | 2 | 2 | 23 |
| JUNE 5 | AT CONNECTICUT | | | | | | | | | | | | | | |
| JUNE 13 | AT PHOENIX | | | | | | | | | | | | | | |
| JUNE 15 | AT LAS VEGAS | | | | | | | | | | | | | | |
| JUNE 17 | AT LAS VEGAS | | | | | | | | | | | | | | |
| JUNE 20 | AT LOS ANGELES | | | | | | | | | | | | | | |
| JUNE 22 | CHICAGO | | | | | | | | | | | | | | |
| JUNE 24 | CHICAGO | | | | | | | | | | | | | | |
| JUNE 26 | AT ATLANTA | | | | | | | | | | | | | | |
| JUNE 29 | AT ATLANTA | | | | | | | | | | | | | | |
| JULY 3 | WASHINGTON | | | | | | | | | | | | | | |
| JULY 5 | DALLAS | | | | | | | | | | | | | | |
| JULY 9 | AT INDIANA | | | | | | | | | | | | | | |
| JULY 11 | CONNECTICUT | | | | | | | | | | | | | | |
| AUG 15 | AT MINNESOTA | | | | | | | | | | | | | | |
| AUG 18 | SEATTLE | | | | | | | | | | | | | | |
| AUG 20 | SEATTLE | | | | | | | | | | | | | | |
| AUG 22 | LOS ANGELES | | | | | | | | | | | | | | |
| AUG 25 | PHOENIX | | | | | | | | | | | | | | |
| AUG 27 | PHOENIX | | | | | | | | | | | | | | |
| AUG 31 | AT MINNESOTA | | | | | | | | | | | | | | |
| SEPT 2 | AT SEATTLE | | | | | | | | | | | | | | |
| SEPT 11 | AT PHOENIX | | | | | | | | | | | | | | |
| SEPT 15 | AT DALLAS | | | | | | | | | | | | | | |
| SEPT 17 | AT CONNECTICUT | | | | | | | | | | | | | | |
| SEPT 17 | AT WASHINGTON | | | | | | | | | | | | | | |

CAREER REGULAR SEASON HIGHS

Per Game Highs

| | |
|-----------------------------------|----------------------------|
| Points | 30 (Indiana - 5/14/2021) |
| Rebounds | 6 (2 Times) |
| Defensive Rebounds | 6 (Atlanta - 5/29/2021) |
| Offensive Rebounds | 3 (Chicago - 5/23/2021) |
| Assists | 11 (Atlanta - 5/29/2021) |
| Blocks | 1 (Washington - 5/21/2021) |
| Steals | 2 (2 Times) |
| Field Goals Made | 11 (Indiana - 5/14/2021) |
| Field Goals Attempted | 21 (Las Vegas - 6/3/2021) |
| Three Point Field Goals Made | 4 (Indiana - 5/14/2021) |
| Three Point Field Goals Attempted | 7 (Indiana - 5/16/2021) |
| Minutes Played | 41 (Atlanta - 5/29/2021) |

Career

| |
|------------------------------|
| 35 (Washington - 8/19/2020) |
| 11 (Dallas - 6/13/2019) |
| 9 (Las Vegas - 7/10/2019) |
| 6 (Dallas - 6/13/2019) |
| 11 (2 Times) |
| 2 (Atlanta - 6/19/2015) |
| 4 (5 Times) |
| 14 (Washington - 8/19/2020) |
| 24 (Washington - 8/19/2020) |
| 4 (2 Times) |
| 7 (4 Times) |
| 43 (Los Angeles - 8/21/2020) |

CAREER REGULAR SEASON AVERAGES

| YEAR | TEAM | G | GS | MPG | FG% | 3P% | FT% | OREB | DREB | RPG | APG | SPG | BPG | TO | PF | PPG |
|--------|------|-----|----|------|------|------|------|------|------|-----|-----|-----|-----|-----|-----|------|
| 2015 | CHI | 32 | 2 | 12.8 | 39.4 | 0.0 | 69.6 | 0.6 | 1.6 | 2.1 | 0.6 | 0.5 | 0.2 | 0.6 | 1.3 | 2.9 |
| 2016 | CHI | 8 | 1 | 5.3 | 16.7 | 0.0 | 100 | 0.1 | 0.5 | 0.6 | 0.1 | 0.1 | 0.0 | 0.3 | 0.8 | 1.0 |
| 2018 | CON | 29 | 0 | 9.3 | 47.1 | 11.1 | 90.9 | 0.7 | 1.0 | 1.7 | 0.7 | 0.4 | 0.0 | 0.6 | 0.7 | 2.7 |
| 2019 | IND | 34 | 27 | 25.8 | 36.2 | 30.3 | 58.1 | 0.9 | 3.3 | 4.2 | 1.7 | 1.4 | 0.1 | 1.4 | 1.6 | 5.6 |
| 2020 | ATL | 22 | 22 | 33.3 | 48.1 | 40.5 | 82.7 | 1.1 | 3.8 | 4.9 | 4.0 | 1.6 | 0.1 | 3.0 | 2.6 | 17.2 |
| 2021 | NYL | 8 | 8 | 35.4 | 50.4 | 43.3 | 82.6 | 0.6 | 3.5 | 4.1 | 4.8 | 0.6 | 0.1 | 4.1 | 2.9 | 22.4 |
| Career | | 133 | 60 | 19.7 | 43.8 | 34.4 | 77.9 | 0.8 | 2.3 | 3.1 | 1.7 | 0.9 | 0.1 | 1.4 | 1.5 | 7.0 |



FORWARD

#0 LEONNA ODOM

SECOND SEASON | DUKE '20 | LOMPOC, CALIF. | 6-2 | BORN APRIL 5, 1997 | 2020: 5.5 PPG, 2.3 RPG

- Odom appeared in all 22 games in 2020, starting in 16, which was the most of any Liberty rookie.
- Neah averaged 5.5 points and 2.3 rebounds in 20.6 minutes per contest; also led the Liberty with a team-best 49.0% field goal percentage last season.

LEONNA'S 2021 GAME-BY-GAME STATS

| DATE | OPPONENT | RESULT | MIN | FGM-A | 3PM-A | FTM-A | OREB | DREB | REB | AST | STL | BLK | TO | PF | PTS |
|---------|----------------|--------|-----|-------|-------|-------|------|------|-----|-----|-----|-----|----|----|-----|
| MAY 14 | INDIANA | W | DND | -- | -- | -- | -- | -- | -- | -- | -- | -- | -- | -- | -- |
| MAY 16 | AT INDIANA | W | DND | -- | -- | -- | -- | -- | -- | -- | -- | -- | -- | -- | -- |
| MAY 18 | MINNESOTA | W | DND | -- | -- | -- | -- | -- | -- | -- | -- | -- | -- | -- | -- |
| MAY 21 | AT WASHINGTON | L | DNP | -- | -- | -- | -- | -- | -- | -- | -- | -- | -- | -- | -- |
| MAY 23 | AT CHICAGO | W | DNP | -- | -- | -- | -- | -- | -- | -- | -- | -- | -- | -- | -- |
| MAY 25 | DALLAS | W | DNP | -- | -- | -- | -- | -- | -- | -- | -- | -- | -- | -- | -- |
| MAY 29 | ATLANTA | L | DNP | -- | -- | -- | -- | -- | -- | -- | -- | -- | -- | -- | -- |
| JUNE 3 | LAS VEGAS | L | 12 | 3 - 3 | 1 - 1 | 0 - 0 | 1 | 0 | 1 | 1 | 1 | 1 | 1 | 2 | 7 |
| JUNE 5 | AT CONNECTICUT | | | | | | | | | | | | | | |
| JUNE 13 | AT PHOENIX | | | | | | | | | | | | | | |
| JUNE 15 | AT LAS VEGAS | | | | | | | | | | | | | | |
| JUNE 17 | AT LAS VEGAS | | | | | | | | | | | | | | |
| JUNE 20 | AT LOS ANGELES | | | | | | | | | | | | | | |
| JUNE 22 | CHICAGO | | | | | | | | | | | | | | |
| JUNE 24 | CHICAGO | | | | | | | | | | | | | | |
| JUNE 26 | AT ATLANTA | | | | | | | | | | | | | | |
| JUNE 29 | AT ATLANTA | | | | | | | | | | | | | | |
| JULY 3 | WASHINGTON | | | | | | | | | | | | | | |
| JULY 5 | DALLAS | | | | | | | | | | | | | | |
| JULY 9 | AT INDIANA | | | | | | | | | | | | | | |
| JULY 11 | CONNECTICUT | | | | | | | | | | | | | | |
| AUG 15 | AT MINNESOTA | | | | | | | | | | | | | | |
| AUG 18 | SEATTLE | | | | | | | | | | | | | | |
| AUG 20 | SEATTLE | | | | | | | | | | | | | | |
| AUG 22 | LOS ANGELES | | | | | | | | | | | | | | |
| AUG 25 | PHOENIX | | | | | | | | | | | | | | |
| AUG 27 | PHOENIX | | | | | | | | | | | | | | |
| AUG 31 | AT MINNESOTA | | | | | | | | | | | | | | |
| SEPT 2 | AT SEATTLE | | | | | | | | | | | | | | |
| SEPT 11 | AT PHOENIX | | | | | | | | | | | | | | |
| SEPT 15 | AT DALLAS | | | | | | | | | | | | | | |
| SEPT 17 | AT CONNECTICUT | | | | | | | | | | | | | | |
| SEPT 17 | AT WASHINGTON | | | | | | | | | | | | | | |

CAREER REGULAR SEASON HIGHS

Per Game Highs

| | |
|-----------------------------------|---------------------------|
| Points | 7 (Las Vegas - 6/3/2021) |
| Rebounds | 1 (Las Vegas - 6/3/2021) |
| Defensive Rebounds | |
| Offensive Rebounds | 1 (Las Vegas - 6/3/2021) |
| Assists | 1 (Las Vegas - 6/3/2021) |
| Blocks | 1 (Las Vegas - 6/3/2021) |
| Steals | 1 (Las Vegas - 6/3/2021) |
| Field Goals Made | 3 (Las Vegas - 6/3/2021) |
| Field Goals Attempted | 3 (Las Vegas - 6/3/2021) |
| Three Point Field Goals Made | 1 (Las Vegas - 6/3/2021) |
| Three Point Field Goals Attempted | 1 (Las Vegas - 6/3/2021) |
| Minutes Played | 12 (Las Vegas - 6/3/2021) |

Season

Career

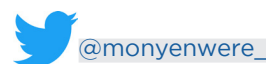
| |
|-------------------------|
| 20 (Dallas - 9/13/2020) |
| 7 (Phoenix - 9/5/2020) |
| 3 (2 Times) |
| 4 (3 Times) |
| 3 (Chicago - 8/20/2020) |
| 1 (9 Times) |
| 3 (Dallas - 9/13/2020) |
| 10 (Dallas - 9/13/2020) |
| 12 (Dallas - 9/13/2020) |
| 1 (6 Times) |
| 4 (Atlanta - 9/3/2020) |
| 33 (Phoenix - 9/5/2020) |

CAREER REGULAR SEASON AVERAGES

| YEAR | TEAM | G | GS | MPG | FG% | 3P% | FT% | OREB | DREB | RPG | APG | SPG | BPG | TO | PF | PPG |
|--------|------|----|----|------|------|------|------|------|------|-----|-----|-----|-----|-----|-----|-----|
| 2020 | NYL | 21 | 15 | 20.1 | 44.2 | 26.3 | 87.0 | 1.6 | 0.8 | 2.3 | 0.7 | 0.6 | 0.3 | 0.7 | 1.7 | 4.8 |
| 2021 | NYL | 1 | 0 | 12.0 | 100 | 100 | 0.0 | 1.0 | 0.0 | 1.0 | 1.0 | 1.0 | 1.0 | 1.0 | 2.0 | 7.0 |
| Career | | 23 | 16 | 20.2 | 50.5 | 28.6 | 87.0 | 1.5 | 0.7 | 2.2 | 0.7 | 0.7 | 0.4 | 0.7 | 1.7 | 5.6 |



FORWARD



#21 MICHAELA ONYENWERE

ROOKIE SEASON | UCLA '21 | AURORA, COLO. | 6-0 | BORN AUG. 10, 1999 | 2021 DRAFT: 6TH OVERALL

- At UCLA, Onyenwere averaged 19.1 points and 7.2 rebounds while shooting 42.1% in her senior campaign, leading the Bruins to a Sweet Sixteen appearance.
- A four-year letter winner, she finished her collegiate career as the fourth overall leading scorer in program history (1,888 points).

MICHAELA'S 2021 GAME-BY-GAME STATS

| DATE | OPPONENT | RESULT | MIN | FGM-A | 3PM-A | FTM-A | OREB | DREB | REB | AST | STL | BLK | TO | PF | PTS |
|---------|----------------|--------|-----|---------|--------|-------|------|------|-----|-----|-----|-----|----|----|-----|
| MAY 14 | INDIANA | W | 29 | 6 - 12 | 3 - 6 | 3 - 3 | 1 | 4 | 5 | 1 | 1 | 0 | 0 | 3 | 18 |
| MAY 16 | AT INDIANA | W | 25 | 4 - 7 | 1 - 2 | 2 - 3 | 1 | 4 | 5 | 0 | 1 | 0 | 2 | 2 | 11 |
| MAY 18 | MINNESOTA | W | 30 | 3 - 11 | 1 - 4 | 0 - 0 | 0 | 2 | 2 | 1 | 0 | 1 | 1 | 3 | 7 |
| MAY 21 | AT WASHINGTON | L | 10 | 2 - 7 | 1 - 3 | 0 - 0 | 0 | 1 | 1 | 0 | 0 | 0 | 0 | 2 | 5 |
| MAY 23 | AT CHICAGO | W | 21 | 4 - 9 | 2 - 4 | 0 - 0 | 2 | 2 | 4 | 0 | 0 | 1 | 0 | 1 | 10 |
| MAY 25 | DALLAS | W | 13 | 2 - 2 | 1 - 1 | 0 - 0 | 1 | 0 | 1 | 0 | 0 | 0 | 1 | 4 | 5 |
| MAY 29 | ATLANTA | L | 39 | 10 - 22 | 6 - 14 | 3 - 3 | 2 | 3 | 5 | 2 | 1 | 0 | 1 | 1 | 29 |
| JUNE 3 | LAS VEGAS | L | 20 | 3 - 10 | 2 - 4 | 3 - 4 | 1 | 0 | 1 | 0 | 1 | 1 | 0 | 3 | 11 |
| JUNE 5 | AT CONNECTICUT | | | | | | | | | | | | | | |
| JUNE 13 | AT PHOENIX | | | | | | | | | | | | | | |
| JUNE 15 | AT LAS VEGAS | | | | | | | | | | | | | | |
| JUNE 17 | AT LAS VEGAS | | | | | | | | | | | | | | |
| JUNE 20 | AT LOS ANGELES | | | | | | | | | | | | | | |
| JUNE 22 | CHICAGO | | | | | | | | | | | | | | |
| JUNE 24 | CHICAGO | | | | | | | | | | | | | | |
| JUNE 26 | AT ATLANTA | | | | | | | | | | | | | | |
| JUNE 29 | AT ATLANTA | | | | | | | | | | | | | | |
| JULY 3 | WASHINGTON | | | | | | | | | | | | | | |
| JULY 5 | DALLAS | | | | | | | | | | | | | | |
| JULY 9 | AT INDIANA | | | | | | | | | | | | | | |
| JULY 11 | CONNECTICUT | | | | | | | | | | | | | | |
| AUG 15 | AT MINNESOTA | | | | | | | | | | | | | | |
| AUG 18 | SEATTLE | | | | | | | | | | | | | | |
| AUG 20 | SEATTLE | | | | | | | | | | | | | | |
| AUG 22 | LOS ANGELES | | | | | | | | | | | | | | |
| AUG 25 | PHOENIX | | | | | | | | | | | | | | |
| AUG 27 | PHOENIX | | | | | | | | | | | | | | |
| AUG 31 | AT MINNESOTA | | | | | | | | | | | | | | |
| SEPT 2 | AT SEATTLE | | | | | | | | | | | | | | |
| SEPT 11 | AT PHOENIX | | | | | | | | | | | | | | |
| SEPT 15 | AT DALLAS | | | | | | | | | | | | | | |
| SEPT 17 | AT CONNECTICUT | | | | | | | | | | | | | | |
| SEPT 17 | AT WASHINGTON | | | | | | | | | | | | | | |

CAREER REGULAR SEASON HIGHS

Per Game Highs

Points
Rebounds
Defensive Rebounds
Offensive Rebounds
Assists
Blocks
Steals
Field Goals Made
Field Goals Attempted
Three Point Field Goals Made
Three Point Field Goals Attempted
Minutes Played

Season/Career


29 (Atlanta - 5/29/2021)
5 (3 Times)
4 (2 Times)
2 (2 Times)
2 (Atlanta - 5/29/2021)
1 (3 Times)
1 (4 Times)
10 (Atlanta - 5/29/2021)
22 (Atlanta - 5/29/2021)
6 (Atlanta - 5/29/2021)
14 (Atlanta - 5/29/2021)
39 (Atlanta - 5/29/2021)

CAREER REGULAR SEASON AVERAGES

| YEAR | TEAM | G | GS | MPG | FG% | 3P% | FT% | OREB | DREB | RPG | APG | SPG | BPG | TO | PF | PPG |
|--------|------|---|----|------|------|------|------|------|------|-----|-----|-----|-----|-----|-----|------|
| 2021 | NYL | 8 | 8 | 23.4 | 42.5 | 44.7 | 84.6 | 1.0 | 2.0 | 3.0 | 0.5 | 0.5 | 0.4 | 0.6 | 2.4 | 12.0 |
| Career | | 8 | 8 | 23.4 | 42.5 | 44.7 | 84.6 | 1.0 | 2.0 | 3.0 | 0.5 | 0.5 | 0.4 | 0.6 | 2.4 | 12.0 |



GUARD/FORWARD



#2 DIDI RICHARDS

ROOKIE SEASON | BAYLOR '21 | CYPRESS, TEXAS | 6-2 | BORN FEB. 8, 1999 | 2021 DRAFT: 17TH OVERALL

- Richards, averaged 6.3 points and 6.3 assists per game in the 2020-21 season while shooting 42.9% from the field, leading Baylor to a 28-3 finish and Final Four appearance. Her 189 assists ranked No. 2 in the nation.
- DiDi garnered the 2020 Naismith and WBCA Defensive Player of The Year Awards.
- Helped Baylor secure its third-ever NCAA Championship in 2019.

DIDI'S 2021 GAME-BY-GAME STATS

| DATE | OPPONENT | RESULT | MIN | FGM-A | 3PM-A | FTM-A | OREB | DREB | REB | AST | STL | BLK | TO | PF | PTS |
|---------|----------------|--------|-----|-------|-------|-------|------|------|-----|-----|-----|-----|----|----|-----|
| MAY 14 | INDIANA | W | 9 | 1-1 | 0-0 | 0-0 | 1 | 1 | 2 | 0 | 1 | 0 | 1 | 0 | 2 |
| MAY 16 | AT INDIANA | W | 17 | 1-3 | 0-0 | 0-0 | 0 | 2 | 2 | 0 | 2 | 0 | 1 | 0 | 2 |
| MAY 18 | MINNESOTA | W | 4 | 1-1 | 0-0 | 0-0 | 0 | 1 | 1 | 0 | 0 | 0 | 1 | 0 | 2 |
| MAY 21 | AT WASHINGTON | L | 9 | 2-4 | 0-0 | 1-2 | 0 | 0 | 0 | 1 | 2 | 0 | 1 | 2 | 5 |
| MAY 23 | AT CHICAGO | W | 4 | 0-0 | 0-0 | 0-0 | 1 | 0 | 1 | 0 | 0 | 0 | 0 | 1 | 0 |
| MAY 25 | DALLAS | W | 19 | 1-2 | 1-2 | 0-0 | 1 | 2 | 3 | 5 | 2 | 1 | 1 | 1 | 3 |
| MAY 29 | ATLANTA | L | 5 | 0-0 | 0-0 | 0-0 | 0 | 0 | 0 | 1 | 0 | 0 | 1 | 0 | 0 |
| JUNE 3 | LAS VEGAS | L | 5 | 0-2 | 0-0 | 0-0 | 0 | 0 | 0 | 0 | 0 | 0 | 0 | 1 | 0 |
| JUNE 5 | AT CONNECTICUT | | | | | | | | | | | | | | |
| JUNE 13 | AT PHOENIX | | | | | | | | | | | | | | |
| JUNE 15 | AT LAS VEGAS | | | | | | | | | | | | | | |
| JUNE 17 | AT LAS VEGAS | | | | | | | | | | | | | | |
| JUNE 20 | AT LOS ANGELES | | | | | | | | | | | | | | |
| JUNE 22 | CHICAGO | | | | | | | | | | | | | | |
| JUNE 24 | CHICAGO | | | | | | | | | | | | | | |
| JUNE 26 | AT ATLANTA | | | | | | | | | | | | | | |
| JUNE 29 | AT ATLANTA | | | | | | | | | | | | | | |
| JULY 3 | WASHINGTON | | | | | | | | | | | | | | |
| JULY 5 | DALLAS | | | | | | | | | | | | | | |
| JULY 9 | AT INDIANA | | | | | | | | | | | | | | |
| JULY 11 | CONNECTICUT | | | | | | | | | | | | | | |
| AUG 15 | AT MINNESOTA | | | | | | | | | | | | | | |
| AUG 18 | SEATTLE | | | | | | | | | | | | | | |
| AUG 20 | SEATTLE | | | | | | | | | | | | | | |
| AUG 22 | LOS ANGELES | | | | | | | | | | | | | | |
| AUG 25 | PHOENIX | | | | | | | | | | | | | | |
| AUG 27 | PHOENIX | | | | | | | | | | | | | | |
| AUG 31 | AT MINNESOTA | | | | | | | | | | | | | | |
| SEPT 2 | AT SEATTLE | | | | | | | | | | | | | | |
| SEPT 11 | AT PHOENIX | | | | | | | | | | | | | | |
| SEPT 15 | AT DALLAS | | | | | | | | | | | | | | |
| SEPT 17 | AT CONNECTICUT | | | | | | | | | | | | | | |
| SEPT 17 | AT WASHINGTON | | | | | | | | | | | | | | |

CAREER REGULAR SEASON HIGHS

Per Game Highs

Points
Rebounds
Defensive Rebounds
Offensive Rebounds
Assists
Blocks
Steals
Field Goals Made
Field Goals Attempted
Three Point Field Goals Made
Three Point Field Goals Attempted
Minutes Played

Season/Career

5 (Washington - 5/21/2021)
3 (Dallas - 5/24/2021)
2 (2 Times)
1 (3 Times)
5 (Dallas - 5/24/2021)
1 (Dallas - 5/24/2021)
2 (3 Times)
2 (Washington - 5/21/2021)
4 (Washington - 5/21/2021)
1 (Dallas - 5/24/2021)
2 (Dallas - 5/24/2021)
19 (Dallas - 5/24/2021)

CAREER REGULAR SEASON AVERAGES

| YEAR | TEAM | G | GS | MPG | FG% | 3P% | FT% | OREB | DREB | RPG | APG | SPG | BPG | TO | PF | PPG |
|--------|------|---|----|-----|------|------|------|------|------|-----|-----|-----|-----|-----|-----|-----|
| 2021 | NYL | 8 | 0 | 9.0 | 46.2 | 50.0 | 50.0 | 0.4 | 0.8 | 1.1 | 0.9 | 0.9 | 0.1 | 0.8 | 0.6 | 1.8 |
| Career | | 8 | 0 | 9.0 | 46.2 | 50.0 | 50.0 | 0.4 | 0.8 | 1.1 | 0.9 | 0.9 | 0.1 | 0.8 | 0.6 | 1.8 |



FORWARD



#24 KYLEE SHOOK

SECOND SEASON | LOUISVILLE '20 | COLORADO SPRINGS, COLO. | 6-4 | BORN MARCH 18, 1998 | 2020: 4.1 PPG, 2.8 RPG

- Shook saw action in 20 of 22 games of her rookie campaign averaging 4.1 points and 2.8 rebounds in 14.5 minutes per game.
- Recorded a season-high 9 points on four occasions and 6 rebounds in two contests.

KYLEE'S 2021 GAME-BY-GAME STATS

| DATE | OPPONENT | RESULT | MIN | FGM-A | 3PM-A | FTM-A | OREB | DREB | REB | AST | STL | BLK | TO | PF | PTS |
|---------|----------------|--------|-----|-------|-------|-------|------|------|-----|-----|-----|-----|----|----|-----|
| MAY 14 | INDIANA | W | 26 | 3 - 8 | 0 - 1 | 0 - 0 | 0 | 3 | 3 | 3 | 1 | 1 | 2 | 2 | 6 |
| MAY 16 | AT INDIANA | W | 28 | 3 - 7 | 0 - 1 | 0 - 0 | 2 | 5 | 7 | 1 | 1 | 0 | 0 | 3 | 6 |
| MAY 18 | MINNESOTA | W | 28 | 4 - 5 | 2 - 2 | 0 - 0 | 0 | 6 | 6 | 3 | 0 | 0 | 3 | 3 | 10 |
| MAY 21 | AT WASHINGTON | L | 22 | 5 - 7 | 1 - 2 | 0 - 0 | 0 | 2 | 2 | 3 | 0 | 1 | 1 | 1 | 11 |
| MAY 23 | AT CHICAGO | W | 18 | 2 - 6 | 1 - 1 | 0 - 0 | 1 | 5 | 6 | 1 | 1 | 2 | 1 | 1 | 5 |
| MAY 25 | DALLAS | W | 13 | 1 - 5 | 0 - 1 | 0 - 0 | 1 | 2 | 3 | 1 | 0 | 0 | 1 | 2 | 2 |
| MAY 29 | ATLANTA | L | 19 | 2 - 7 | 1 - 3 | 0 - 0 | 1 | 2 | 3 | 3 | 0 | 1 | 0 | 0 | 5 |
| JUNE 3 | LAS VEGAS | L | 5 | 1 - 2 | 0 - 1 | 0 - 0 | 0 | 0 | 0 | 1 | 1 | 0 | 0 | 2 | 2 |
| JUNE 5 | AT CONNECTICUT | | | | | | | | | | | | | | |
| JUNE 13 | AT PHOENIX | | | | | | | | | | | | | | |
| JUNE 15 | AT LAS VEGAS | | | | | | | | | | | | | | |
| JUNE 17 | AT LAS VEGAS | | | | | | | | | | | | | | |
| JUNE 20 | AT LOS ANGELES | | | | | | | | | | | | | | |
| JUNE 22 | CHICAGO | | | | | | | | | | | | | | |
| JUNE 24 | CHICAGO | | | | | | | | | | | | | | |
| JUNE 26 | AT ATLANTA | | | | | | | | | | | | | | |
| JUNE 29 | AT ATLANTA | | | | | | | | | | | | | | |
| JULY 3 | WASHINGTON | | | | | | | | | | | | | | |
| JULY 5 | DALLAS | | | | | | | | | | | | | | |
| JULY 9 | AT INDIANA | | | | | | | | | | | | | | |
| JULY 11 | CONNECTICUT | | | | | | | | | | | | | | |
| AUG 15 | AT MINNESOTA | | | | | | | | | | | | | | |
| AUG 18 | SEATTLE | | | | | | | | | | | | | | |
| AUG 20 | SEATTLE | | | | | | | | | | | | | | |
| AUG 22 | LOS ANGELES | | | | | | | | | | | | | | |
| AUG 25 | PHOENIX | | | | | | | | | | | | | | |
| AUG 27 | PHOENIX | | | | | | | | | | | | | | |
| AUG 31 | AT MINNESOTA | | | | | | | | | | | | | | |
| SEPT 2 | AT SEATTLE | | | | | | | | | | | | | | |
| SEPT 11 | AT PHOENIX | | | | | | | | | | | | | | |
| SEPT 15 | AT DALLAS | | | | | | | | | | | | | | |
| SEPT 17 | AT CONNECTICUT | | | | | | | | | | | | | | |
| SEPT 17 | AT WASHINGTON | | | | | | | | | | | | | | |

CAREER REGULAR SEASON HIGHS

Per Game Highs

| | |
|-----------------------------------|-----------------------------|
| Points | 11 (Washington - 5/21/2021) |
| Rebounds | 7 (Indiana - 5/16/2021) |
| Defensive Rebounds | 6 (Minnesota - 5/18/2021) |
| Offensive Rebounds | 2 (Indiana - 5/16/2021) |
| Assists | 3 (4 Times) |
| Blocks | 2 (Chicago - 5/23/2021) |
| Steals | 1 (4 Times) |
| Field Goals Made | 5 (Washington - 5/21/2021) |
| Field Goals Attempted | 8 (Indiana - 5/14/2021) |
| Three Point Field Goals Made | 2 (Minnesota - 5/18/2021) |
| Three Point Field Goals Attempted | 3 (Atlanta - 5/29/2021) |
| Minutes Played | 28 (2 Times) |

Season

Career

| |
|-----------------------------|
| 11 (Washington - 5/21/2021) |
| 7 (Indiana - 5/16/2021) |
| 6 (2 Times) |
| 3 (Phoenix - 8/2/2020) |
| 3 (3 Times) |
| 2 (4 Times) |
| 2 (Indiana - 8/13/2020) |
| 5 (Washington - 5/21/2021) |
| 9 (Minnesota - 8/15/2020) |
| 2 (Minnesota - 5/18/2021) |
| 3 (Atlanta - 5/29/2021) |
| 28 (2 Times) |

CAREER REGULAR SEASON AVERAGES

| YEAR | TEAM | G | GS | MPG | FG% | 3P% | FT% | OREB | DREB | RPG | APG | SPG | BPG | TO | PF | PPG |
|--------|------|----|----|------|------|------|------|------|------|-----|-----|-----|-----|-----|-----|-----|
| 2020 | NYL | 19 | 0 | 14.7 | 41.0 | 18.8 | 82.4 | 0.8 | 2.2 | 3.0 | 0.6 | 0.4 | 0.5 | 1.1 | 1.3 | 4.3 |
| 2021 | NYL | 8 | 6 | 19.9 | 44.7 | 41.7 | 0.0 | 0.6 | 3.1 | 3.8 | 2.0 | 0.5 | 0.6 | 1.0 | 1.8 | 5.9 |
| Career | | 28 | 6 | 16.0 | 42.1 | 27.6 | 82.4 | 0.7 | 2.4 | 3.1 | 1.0 | 0.4 | 0.5 | 1.0 | 1.4 | 4.6 |



CENTER



#41 KIAH STOKES

SIXTH SEASON | CONNECTICUT '15 | CEDAR RAPIDS, IA | 6-3 | BORN MARCH 30, 1993 | 2020: 5.8 PPG, 6.7 RPG, 1.2 APG

- Kiah Stokes was the only Liberty player to appear and start in each contest during the 2020 season. In 2020, she averaged 5.7 points and 6.7 rebounds over a career-high 27.3 minutes per game; including 20 three-point field goals after four seasons without a single 3 pointer made.
- Kiah holds several franchise records including most blocks in Liberty history (163), blocks in a game (8), blocks in a season (67), the second-most rookie average rebounds per game (6.4), and is tied for the third-most rebounds in a single-game (17).

KIAH'S 2021 GAME-BY-GAME STATS

| DATE | OPPONENT | RESULT | MIN | FGM-A | 3PM-A | FTM-A | OREB | DREB | REB | AST | STL | BLK | TO | PF | PTS |
|---------|----------------|--------|-----|-------|-------|-------|------|------|-----|-----|-----|-----|----|----|-----|
| MAY 14 | INDIANA | W | NWT | -- | -- | -- | -- | -- | -- | -- | -- | -- | -- | -- | -- |
| MAY 16 | AT INDIANA | W | NWT | -- | -- | -- | -- | -- | -- | -- | -- | -- | -- | -- | -- |
| MAY 18 | MINNESOTA | W | 11 | 0 - 1 | 0 - 0 | 0 - 0 | 2 | 4 | 6 | 0 | 0 | 0 | 1 | 1 | 0 |
| MAY 21 | AT WASHINGTON | L | 13 | 0 - 0 | 0 - 0 | 0 - 0 | 0 | 2 | 2 | 0 | 0 | 0 | 0 | 0 | 0 |
| MAY 23 | AT CHICAGO | W | DNP | -- | -- | -- | -- | -- | -- | -- | -- | -- | -- | -- | -- |
| MAY 25 | DALLAS | W | 5 | 0 - 0 | 0 - 0 | 0 - 0 | 0 | 1 | 1 | 1 | 0 | 0 | 0 | 0 | 0 |
| MAY 29 | ATLANTA | L | 26 | 2 - 2 | 0 - 0 | 0 - 0 | 0 | 6 | 6 | 0 | 1 | 1 | 1 | 1 | 4 |
| JUNE 3 | LAS VEGAS | L | 32 | 2 - 3 | 0 - 0 | 0 - 0 | 4 | 9 | 13 | 3 | 2 | 1 | 0 | 4 | 4 |
| JUNE 5 | AT CONNECTICUT | | | | | | | | | | | | | | |
| JUNE 13 | AT PHOENIX | | | | | | | | | | | | | | |
| JUNE 15 | AT LAS VEGAS | | | | | | | | | | | | | | |
| JUNE 17 | AT LAS VEGAS | | | | | | | | | | | | | | |
| JUNE 20 | AT LOS ANGELES | | | | | | | | | | | | | | |
| JUNE 22 | CHICAGO | | | | | | | | | | | | | | |
| JUNE 24 | CHICAGO | | | | | | | | | | | | | | |
| JUNE 26 | AT ATLANTA | | | | | | | | | | | | | | |
| JUNE 29 | AT ATLANTA | | | | | | | | | | | | | | |
| JULY 3 | WASHINGTON | | | | | | | | | | | | | | |
| JULY 5 | DALLAS | | | | | | | | | | | | | | |
| JULY 9 | AT INDIANA | | | | | | | | | | | | | | |
| JULY 11 | CONNECTICUT | | | | | | | | | | | | | | |
| AUG 15 | AT MINNESOTA | | | | | | | | | | | | | | |
| AUG 18 | SEATTLE | | | | | | | | | | | | | | |
| AUG 20 | SEATTLE | | | | | | | | | | | | | | |
| AUG 22 | LOS ANGELES | | | | | | | | | | | | | | |
| AUG 25 | PHOENIX | | | | | | | | | | | | | | |
| AUG 27 | PHOENIX | | | | | | | | | | | | | | |
| AUG 31 | AT MINNESOTA | | | | | | | | | | | | | | |
| SEPT 2 | AT SEATTLE | | | | | | | | | | | | | | |
| SEPT 11 | AT PHOENIX | | | | | | | | | | | | | | |
| SEPT 15 | AT DALLAS | | | | | | | | | | | | | | |
| SEPT 17 | AT CONNECTICUT | | | | | | | | | | | | | | |
| SEPT 17 | AT WASHINGTON | | | | | | | | | | | | | | |

CAREER REGULAR SEASON HIGHS

Per Game Highs

Points
Rebounds
Defensive Rebounds
Offensive Rebounds
Assists
Blocks
Steals
Field Goals Made
Field Goals Attempted
Three Point Field Goals Made
Three Point Field Goals Attempted
Minutes Played

Season

4 (2 Times)
13 (Las Vegas - 6/3/2021)
9 (Las Vegas - 6/3/2021)
4 (Las Vegas - 6/3/2021)
3 (Las Vegas - 6/3/2021)
1 (2 Times)
2 (Las Vegas - 6/3/2021)
2 (2 Times)
3 (Las Vegas - 6/3/2021)
32 (Las Vegas - 6/3/2021)

Career

23 (Phoenix - 6/4/2017)
17 (Atlanta - 6/7/2017)
14 (Atlanta - 6/7/2017)
7 (2 Times)
4 (3 Times)
8 (Connecticut - 7/16/2015)
4 (Atlanta - 9/1/2015)
6 (7 Times)
12 (2 Times)
5 (Washington - 9/12/2020)
8 (Washington - 9/12/2020)
38 (Atlanta - 6/22/2016)

CAREER REGULAR SEASON AVERAGES

| YEAR | TEAM | G | GS | MPG | FG% | 3P% | FT% | OREB | DREB | RPG | APG | SPG | BPG | TO | PF | PPG |
|--------|------|-----|----|------|------|------|------|------|------|-----|-----|-----|-----|-----|-----|-----|
| 2015 | NYL | 34 | 6 | 25.4 | 54.7 | 0.0 | 68.8 | 1.8 | 4.7 | 6.4 | 0.8 | 0.7 | 1.9 | 1.0 | 2.2 | 5.8 |
| 2016 | NYL | 27 | 0 | 24.1 | 64.1 | 0.0 | 62.7 | 2.3 | 5.1 | 7.4 | 0.7 | 0.6 | 1.4 | 1.1 | 2.9 | 6.9 |
| 2017 | NYL | 34 | 12 | 19.6 | 53.1 | 0.0 | 79.6 | 2.3 | 4.0 | 6.3 | 0.9 | 0.3 | 1.1 | 1.1 | 2.8 | 4.8 |
| 2018 | NYL | 30 | 4 | 14.2 | 54.5 | 0.0 | 53.3 | 1.4 | 3.0 | 4.5 | 0.4 | 0.3 | 0.6 | 0.7 | 1.9 | 3.1 |
| 2020 | NYL | 21 | 21 | 27.2 | 37.7 | 24.1 | 57.1 | 1.3 | 5.4 | 6.7 | 1.2 | 0.5 | 1.1 | 1.3 | 2.0 | 5.8 |
| 2021 | NYL | 5 | 0 | 17.4 | 66.7 | 0.0 | 0.0 | 1.2 | 4.4 | 5.6 | 0.8 | 0.6 | 0.4 | 0.4 | 1.2 | 1.6 |
| Career | | 152 | 44 | 21.7 | 52.3 | 22.7 | 68.3 | 1.8 | 4.4 | 6.2 | 0.8 | 0.5 | 1.3 | 1.0 | 2.3 | 5.1 |



GUARD



#32 SAMI WHITCOMB

FIFTH SEASON | WASHINGTON '10 | VENTURA, CALIF. | 5-10 | BORN JULY 20, 1988 | 2020: 8.1 PPG, 2.3 RPG, 2.0 APG

- Fifth-year WNBA veteran, Sami Whitcomb, will be making her debut in Seafoam after spending the past four seasons with the Seattle Storm where she won two WNBA Championships (2018, 2020).

- In Seattle's 2020 championship season, Whitcomb averaged 8.1 points, 2.3 rebounds and 2.0 assists per game while shooting 38.1% from three, 44.3% from the field and 100% at the free throw line (22-22).

SAMI'S 2021 GAME-BY-GAME STATS

| DATE | OPPONENT | RESULT | MIN | FGM-A | 3PM-A | FTM-A | OREB | DREB | REB | AST | STL | BLK | TO | PF | PTS |
|---------|----------------|--------|-----|--------|-------|-------|------|------|-----|-----|-----|-----|----|----|-----|
| MAY 14 | INDIANA | W | 27 | 2 - 6 | 2 - 5 | 0 - 0 | 1 | 4 | 5 | 2 | 1 | 0 | 1 | 1 | 6 |
| MAY 16 | AT INDIANA | W | 23 | 2 - 6 | 1 - 4 | 0 - 0 | 0 | 6 | 6 | 4 | 1 | 2 | 0 | 1 | 5 |
| MAY 18 | MINNESOTA | W | 35 | 5 - 11 | 3 - 9 | 0 - 0 | 0 | 8 | 8 | 0 | 3 | 0 | 1 | 3 | 13 |
| MAY 21 | AT WASHINGTON | L | 32 | 3 - 6 | 3 - 5 | 0 - 0 | 0 | 7 | 7 | 1 | 1 | 1 | 2 | 0 | 9 |
| MAY 23 | AT CHICAGO | W | 31 | 4 - 7 | 3 - 5 | 0 - 0 | 0 | 4 | 4 | 4 | 0 | 1 | 1 | 2 | 11 |
| MAY 25 | DALLAS | W | 27 | 3 - 9 | 3 - 8 | 0 - 0 | 0 | 3 | 3 | 1 | 0 | 0 | 1 | 2 | 9 |
| MAY 29 | ATLANTA | L | 34 | 6 - 8 | 5 - 7 | 2 - 3 | 0 | 5 | 5 | 3 | 4 | 1 | 3 | 2 | 19 |
| JUNE 3 | LAS VEGAS | L | 29 | 6 - 10 | 2 - 5 | 0 - 0 | 0 | 5 | 5 | 5 | 1 | 0 | 2 | 1 | 14 |
| JUNE 5 | AT CONNECTICUT | | | | | | | | | | | | | | |
| JUNE 13 | AT PHOENIX | | | | | | | | | | | | | | |
| JUNE 15 | AT LAS VEGAS | | | | | | | | | | | | | | |
| JUNE 17 | AT LAS VEGAS | | | | | | | | | | | | | | |
| JUNE 20 | AT LOS ANGELES | | | | | | | | | | | | | | |
| JUNE 22 | CHICAGO | | | | | | | | | | | | | | |
| JUNE 24 | CHICAGO | | | | | | | | | | | | | | |
| JUNE 26 | AT ATLANTA | | | | | | | | | | | | | | |
| JUNE 29 | AT ATLANTA | | | | | | | | | | | | | | |
| JULY 3 | WASHINGTON | | | | | | | | | | | | | | |
| JULY 5 | DALLAS | | | | | | | | | | | | | | |
| JULY 9 | AT INDIANA | | | | | | | | | | | | | | |
| JULY 11 | CONNECTICUT | | | | | | | | | | | | | | |
| AUG 15 | AT MINNESOTA | | | | | | | | | | | | | | |
| AUG 18 | SEATTLE | | | | | | | | | | | | | | |
| AUG 20 | SEATTLE | | | | | | | | | | | | | | |
| AUG 22 | LOS ANGELES | | | | | | | | | | | | | | |
| AUG 25 | PHOENIX | | | | | | | | | | | | | | |
| AUG 27 | PHOENIX | | | | | | | | | | | | | | |
| AUG 31 | AT MINNESOTA | | | | | | | | | | | | | | |
| SEPT 2 | AT SEATTLE | | | | | | | | | | | | | | |
| SEPT 11 | AT PHOENIX | | | | | | | | | | | | | | |
| SEPT 15 | AT DALLAS | | | | | | | | | | | | | | |
| SEPT 17 | AT CONNECTICUT | | | | | | | | | | | | | | |
| SEPT 17 | AT WASHINGTON | | | | | | | | | | | | | | |

CAREER REGULAR SEASON HIGHS

Per Game Highs

| | |
|-----------------------------------|----------------------------|
| Points | 19 (Atlanta - 5/29/2021) |
| Rebounds | 8 (Minnesota - 5/18/2021) |
| Defensive Rebounds | 8 (Minnesota - 5/18/2021) |
| Offensive Rebounds | 1 (Indiana - 5/14/2021) |
| Assists | 5 (Las Vegas - 6/3/2021) |
| Blocks | 2 (Indiana - 5/16/2021) |
| Steals | 4 (Atlanta - 5/29/2021) |
| Field Goals Made | 6 (2 Times) |
| Field Goals Attempted | 11 (Minnesota - 5/18/2021) |
| Three Point Field Goals Made | 5 (Atlanta - 5/29/2021) |
| Three Point Field Goals Attempted | 9 (Minnesota - 5/18/2021) |
| Minutes Played | 35 (Minnesota - 5/18/2021) |

Career

| |
|----------------------------|
| 22 (New York - 5/26/2017) |
| 8 (Minnesota - 5/18/2021) |
| 8 (Minnesota - 5/18/2021) |
| 3 (Washington - 6/27/2017) |
| 8 (Minnesota - 7/17/2019) |
| 2 (2 Times) |
| 4 (5 Times) |
| 7 (New York - 8/11/2019) |
| 14 (2 Times) |
| 6 (2 Times) |
| 11 (3 Times) |
| 35 (2 Times) |

CAREER REGULAR SEASON AVERAGES

| YEAR | TEAM | G | GS | MPG | FG% | 3P% | FT% | OREB | DREB | RPG | APG | SPG | BPG | TO | PF | PPG |
|--------|------|-----|----|------|------|------|------|------|------|-----|-----|-----|-----|-----|-----|------|
| 2017 | SEA | 33 | 0 | 12.2 | 36.1 | 33.3 | 81.0 | 0.4 | 1.3 | 1.7 | 1.0 | 0.7 | 0.0 | 0.9 | 1.5 | 4.5 |
| 2018 | SEA | 31 | 0 | 8.5 | 34.9 | 36.2 | 100 | 0.2 | 0.8 | 0.9 | 0.5 | 0.5 | 0.1 | 0.5 | 0.7 | 2.9 |
| 2019 | SEA | 33 | 13 | 20.4 | 36.8 | 34.2 | 100 | 0.5 | 1.2 | 1.7 | 2.4 | 1.1 | 0.1 | 1.6 | 1.5 | 7.2 |
| 2020 | SEA | 22 | 0 | 16.5 | 44.3 | 38.1 | 100 | 0.2 | 2.1 | 2.3 | 2.0 | 0.7 | 0.1 | 1.0 | 1.4 | 8.1 |
| 2021 | NYL | 8 | 8 | 29.8 | 49.2 | 45.8 | 66.7 | 0.1 | 5.3 | 5.4 | 2.5 | 1.4 | 0.6 | 1.4 | 1.5 | 10.8 |
| Career | | 127 | 21 | 15.3 | 39.2 | 36.1 | 92.1 | 0.3 | 1.5 | 1.9 | 1.5 | 0.8 | 0.1 | 1.0 | 1.3 | 5.8 |

2021 NEW YORK LIBERTY SPOTTER'S CHART



REBECCA ALLEN
GUARD | 6-2
6TH SEASON
AUSTRALIA



NATASHA HOWARD
FORWARD | 6-2
8TH SEASON
FLORIDA STATE



SABRINA IONESCU
GUARD | 5-11
2ND SEASON
OREGON



JAZMINE JONES
GUARD | 6-0
2ND SEASON
LOUISVILLE



BETNIJAH LANEY
GUARD/FORWARD | 6-0
6TH SEASON
RUTGERS



LEAONNA ODOM
FORWARD | 6-2
2ND SEASON
DUKE



MICHAELA ONYENWERE
FORWARD | 6-0
ROOKIE
UCLA



DIDI RICHARDS
GUARD/FORWARD | 6-2
ROOKIE
BAYLOR



KYLEE SHOOK
FORWARD | 6-4
2ND SEASON
LOUISVILLE




KIAH STOKES
CENTER | 6-3
6TH SEASON
CONNECTICUT



SAMI WHITCOMB
GUARD | 5-10
5TH SEASON
WASHINGTON/AUSTRALIA



JOCELYN WILLOUGHBY
FORWARD/GUARD | 6-0
2ND SEASON
VIRGINIA



WALT HOPKINS
HEAD COACH
2ND SEASON




SHELLEY PATTERSON
ASSISTANT COACH
23RD SEASON



DUSTIN GRAY
ASSISTANT COACH
2ND SEASON



JACKI GEMELOS
ASSISTANT COACH
1ST SEASON



THERESA ACOSTA
HEAD ATHLETIC
TRAINER



2021 TV SCHEDULE



FRIDAY MAY 14^{CC}**
7PM ET
HOME



TUESDAY JUNE 29
7PM ET
AWAY



SUNDAY MAY 16^{^CC}
2PM ET
AWAY



SATURDAY JULY 3^{^CC}
1PM ET
HOME



TUESDAY MAY 18^{*}
7PM ET
HOME



MONDAY JULY 5^{}**
7PM ET
HOME



FRIDAY MAY 21^{CC}**
7PM ET
AWAY



FRIDAY JULY 9[°]
7PM ET
AWAY



SUNDAY MAY 23^{+CC}
1PM ET
AWAY



SUNDAY JULY 11^{CC}**
2PM ET
HOME



MONDAY MAY 24^{}**
7PM ET
HOME



SUNDAY AUGUST 15^{}**
7PM ET
AWAY



SATURDAY MAY 29^{*CC}
2PM ET
HOME



WEDNESDAY AUGUST 18[^]
7PM ET
HOME



THURSDAY JUNE 3^{}**
7PM ET
HOME



FRIDAY AUGUST 20^{*}
7PM ET
HOME



SATURDAY JUNE 5^{CC}**
7PM ET
AWAY



SUNDAY AUGUST 22^{}**
2PM ET
HOME



SUNDAY JUNE 13^{}**
6PM ET
AWAY



WEDNESDAY AUGUST 25^{°}**
7PM ET
HOME



TUESDAY JUNE 15
10PM ET
AWAY



FRIDAY AUGUST 27[^]
8PM ET
HOME



THURSDAY JUNE 17[^]
10PM ET
AWAY



TUESDAY AUGUST 31
8PM ET
AWAY



SUNDAY JUNE 20⁺
4PM ET
AWAY



THURSDAY SEPTEMBER 2^{}**
10PM ET
AWAY



TUESDAY JUNE 22^{*CC}
7PM ET
HOME



SATURDAY SEPTEMBER 11[°]
8PM ET
AWAY



THURSDAY JUNE 24^{}**
7PM ET
HOME



WEDNESDAY SEPTEMBER 15[^]
7PM ET
AWAY



SATURDAY JUNE 26^{CC}**
7PM ET
AWAY



FRIDAY SEPTEMBER 17^{}**
7PM ET
HOME

* LIVE ON

** LIVE ON

^ CBSSN

† ESPN

◇ NBATV

CC COMMISSIONER'S CUP





2021 THEME NIGHTS

| | | | |
|---|--------------------------------------|-----|-----------------------|
| OPENING NIGHT | FRIDAY MAY 14 TH | 7PM | INDIANA FEVER |
| JUNETEENTH | TUESDAY JUNE 22 ND | 7PM | CHICAGO SKY |
| PRIDE | THURSDAY JUNE 24 TH | 7PM | CHICAGO SKY |
| MILITARY APPRECIATION NIGHT | SATURDAY JULY 3 RD | 1PM | WASHINGTON MYSTICS |
| UNITY/WOMEN'S HEALTH | SUNDAY JULY 11 TH | 2PM | CONNECTICUT SUN |
| BACK TO SCHOOL | FRIDAY AUGUST 20 TH | 7PM | SEATTLE STORM |
| 25 TH ANNIVERSARY /WOMEN'S EMPOWERMENT | SUNDAY AUGUST 22 ND | 2PM | LA SPARKS |
| 25 TH ANNIVERSARY | WEDNESDAY AUGUST 25 TH | 7PM | PHOENIX MERCURY |
| 25 TH ANNIVERSARY | FRIDAY AUGUST 27 TH | 8PM | PHOENIX MERCURY |
| FAN APPRECIATION | FRIDAY SEPTEMBER 17 TH | 7PM | WASHINGTON MYSTICS |