

LIBERTY PR CONTACTS

Alesia Howard

ahoward@nyliberty.com • 646.690.5484

Bryan Flannery

bflannery@nyliberty.com • 646.690.5490

2021 SCHEDULE/RESULTS (7-8, 3-4)

MAY

| | | |
|---------|---------------|-----------|
| FRI. 14 | INDIANA | W, 90-87 |
| SUN. 16 | AT INDIANA | W, 73-65 |
| TUE. 18 | MINNESOTA | W, 86-75 |
| FRI. 21 | AT WASHINGTON | L, 72-101 |
| SUN. 23 | AT CHICAGO | W, 93-85 |
| MON. 24 | DALLAS | W, 88-81 |
| SAT. 29 | ATLANTA | L, 87-90 |

JUNE

| | | |
|---------|----------------|-----------|
| THU. 3 | LAS VEGAS | L, 82-94 |
| SAT. 5 | AT CONNECTICUT | L, 64-85 |
| SUN. 13 | AT PHOENIX | W, 85-83 |
| TUE. 15 | AT LAS VEGAS | L, 78-100 |
| THU. 17 | AT LAS VEGAS | L, 76-103 |
| SUN. 20 | AT LOS ANGELES | W, 76-73 |
| TUE. 22 | CHICAGO | L, 72-92 |
| THU. 24 | CHICAGO | L, 68-91 |
| SAT. 26 | AT ATLANTA | 7:00 PM |
| TUE. 29 | AT ATLANTA | 7:00 PM |

JULY

| | | |
|---------|-------------|---------|
| SAT. 3 | WASHINGTON | 1:00 PM |
| MON. 5 | DALLAS | 7:00 PM |
| FRI. 9 | AT INDIANA | 7:00 PM |
| SUN. 11 | CONNECTICUT | 2:00 PM |

AUGUST

| | | |
|---------|--------------|---------|
| SUN. 15 | AT MINNESOTA | 6:00 PM |
| WED. 18 | SEATTLE | 7:00 PM |
| FRI. 20 | SEATTLE | 7:00 PM |
| SUN. 22 | LOS ANGELES | 2:00 PM |
| WED. 25 | PHOENIX | 7:00 PM |
| FRI. 27 | PHOENIX | 8:00 PM |
| TUE. 31 | AT MINNESOTA | 7:00 PM |

SEPTEMBER

| | | |
|---------|----------------|---------|
| THU. 2 | AT SEATTLE | 7:00 PM |
| SAT. 11 | AT DALLAS | 7:00 PM |
| WED. 15 | AT CONNECTICUT | 7:00 PM |
| FRI. 17 | WASHINGTON | 7:00 PM |

*COMMISSIONER'S CUP

ALL TIMES LOCAL

PRONUNCIATION GUIDE

| | |
|--------------------|---------------------------------------|
| Jacki Gemelos | Gym-el-us |
| Sabrina Ionescu | yo-NESS-coo |
| Betnijah Laney | buh-NYE-juh |
| Leaonna Odom | Lee-AH-nah |
| Michaela Onyenwere | Own-yen-wear-ay |
| Kylee Shook | "We SHOOK hands ... pre-COVID" |
| Sami Whitcomb | Whit-come |

NEXT UP

GAME #17:

VS. ATLANTA DREAM

TUESDAY, JUNE 29

7 P.M. ET

TV: ESPN3, Bally Sports South



GAME 16: NEW YORK LIBERTY VS. CHICAGO SKY AWAY GAME #9



NEW YORK LIBERTY (7-8)

VS.

ATLANTA DREAM (5-8)

Saturday, June 26, 2021 • 7:00 PM ET

Gateway Center Arena (Atlanta, Ga.)

YES, Bally Sports South

HEROINE EDITION UNIFORMS



2021 RESULTS VS. OPPONENT (0-1)

5/29/21at New York.....L, 87-90

LIBERTY INJURY REPORT

Natasha Howard (L. Knee) - OUT

Jocelyn Willoughby (L. Achilles) - OUT FOR SEASON

| 2021 | PPG | OPP. PPG | FG% | OPP FG% | 3PT% | OPP 3PT% | FT% | RPG | APG | STL | TO | BLK |
|------|------|----------|------|---------|------|----------|------|------|------|------|------|-----|
| NY | 79.3 | 87.0 | 42.3 | 43.7 | 35.3 | 32.0 | 79.8 | 33.7 | 19.8 | 6.3 | 17.5 | 4.3 |
| ATL | 84.4 | 87.3 | 42.7 | 46.4 | 34.2 | 39.5 | 73.5 | 34.5 | 18.1 | 10.2 | 13.5 | 4.4 |

LAST GAME STARTERS

[SF] REBECCA ALLEN

#9 • AUSTRALIA (5th Season) • 6-2

| 2021 Averages | Notables | Last Game |
|-------------------------------|---|------------------------------------|
| 8.9 PPG 3.4 RPG 1.0 APG | Ranks No. 5 in the WNBA with 1.6 steals per game. | 5 points 5 rebounds 1 assist |

[PF] MICHAELA ONYENWERE

#12 • UCLA (Rookie) • 6-0

| 2021 Averages | Notables | Last Game |
|-------------------------------|---|-------------------------|
| 9.5 PPG 2.9 RPG 0.6 APG | Currently has a 63-point lead in rookie scoring totals. | 16 points 5 rebounds |

[C] KYLEE SHOOK

#24 • LOUISVILLE (2nd Season) • 6-4

| 2021 Averages | Notables | Last Game |
|-------------------------------|---|-------------------------|
| 6.4 PPG 4.6 RPG 1.6 APG | Has started 13 of 15 games to open the 2021 season. | 6 points 11 rebounds |

[SG] BETNIJAH LANEY

#44 • RUTGERS (5th Season) • 6-0

| 2021 Averages | Notables | Last Game |
|--------------------------------|--|--------------------------------------|
| 19.4 PPG 4.2 RPG 5.1 APG | Became 226th player in WNBA history to reach 1,000 career points on June 20. | 14 points 5 rebounds 3 assists |

[PG] SAMI WHITCOMB

#32 • WASHINGTON (5th Season) • 5-10

| 2021 Averages | Notables | Last Game |
|--------------------------------|--|--------------------------------------|
| 11.1 PPG 5.3 RPG 2.7 APG | Averaging career-highs in PPG, RPG, APG, MPG, FG% and 3PT FG%. | 14 points 3 rebounds 2 assists |

LIBERTY 2021 RECORD BREAKDOWN

| 2021 | RECORD | HOME | AWAY | OT |
|---------|--------|------|------|-----|
| OVERALL | 7-8 | 3-4 | 4-4 | 0-1 |
| EASTERN | 3-5 | 1-3 | 2-2 | 0-1 |
| WESTERN | 4-3 | 2-1 | 2-2 | 0-0 |



2021 NEW YORK LIBERTY ROSTER

ALPHABETICAL

| No. | Name | Pos | Ht. | Wt. | DOB | EXP | College/Country |
|-----|--------------------|-----|------|-----|------------|-----|----------------------|
| 9 | Rebecca Allen | F | 6-2 | 162 | 11/06/1992 | 5 | Australia |
| 6 | Natasha Howard | F | 6-2 | 165 | 09/02/1991 | 7 | Florida State/USA |
| 20 | Sabrina Ionescu | G | 5-11 | 165 | 12/06/1997 | 1 | Oregon/USA |
| 4 | Jazmine Jones | G | 6-0 | 160 | 10/16/1996 | 1 | Louisville/USA |
| 44 | Betnijah Laney | G-F | 6-0 | 166 | 10/29/1993 | 5 | Rutgers/USA |
| 0 | Leaonna Odom | F | 6-2 | 168 | 03/26/1998 | 1 | Duke/USA |
| 12 | Michaela Onyenwere | F | 6-0 | 164 | 08/10/1999 | R | UCLA/USA |
| 2 | DiDi Richards | G-F | 6-2 | 178 | 02/08/1999 | R | Baylor/USA |
| 24 | Kylee Shook | F | 6-4 | 200 | 04/18/1998 | 1 | Louisville/USA |
| 41 | Kiah Stokes | C | 6-3 | 191 | 04/30/1993 | 5 | Connecticut/USA |
| 32 | Sami Whitcomb | G | 5-10 | 145 | 07/20/1988 | 4 | Washington/Australia |
| 13 | Jocelyn Willoughby | F-G | 6-0 | 180 | 04/25/1998 | 1 | Virginia/USA |

General Manager
Head Coach
Assistant Coach
Assistant Coach
Assistant Coach
Head Athletic Trainer

Jonathan Kolb
Walt Hopkins
Dustin Gray
Shelley Patterson
Jacki Gemelos
Theresa Acosta

NUMERICAL

| No. | Name | Pos | Ht. | Wt. | DOB | EXP | College/Country |
|-----|--------------------|-----|------|-----|------------|-----|----------------------|
| 0 | Leaonna Odom | F | 6-2 | 168 | 03/26/1998 | 1 | Duke/USA |
| 2 | DiDi Richards | G-F | 6-2 | 164 | 02/08/1999 | R | Baylor/USA |
| 4 | Jazmine Jones | G | 6-0 | 160 | 10/15/1996 | 1 | Louisville /USA |
| 6 | Natasha Howard | F | 6-2 | 165 | 09/02/1991 | 7 | Florida State/USA |
| 9 | Rebecca Allen | F | 6-2 | 162 | 11/06/1992 | 5 | Australia |
| 12 | Michaela Onyenwere | F | 6-0 | 178 | 08/10/1999 | R | UCLA/USA |
| 13 | Jocelyn Willoughby | F-G | 6-0 | 180 | 03/25/1998 | 1 | Virginia/USA |
| 20 | Sabrina Ionescu | G | 5-11 | 165 | 12/06/1997 | 1 | Oregon/USA |
| 24 | Kylee Shook | F | 6-4 | 200 | 03/18/1998 | 1 | Louisville/USA |
| 32 | Sami Whitcomb | G | 5-10 | 145 | 07/20/1988 | 4 | Washington/Australia |
| 41 | Kiah Stokes | C | 6-3 | 191 | 03/30/1993 | 5 | Connecticut/USA |
| 44 | Betnijah Laney | G-F | 6-0 | 166 | 10/29/1993 | 5 | Rutgers/USA |

LIBERTY PRONOUN & PRONUNCIATION GUIDE

PRONOUN GUIDE

| No. | Name | Pronouns |
|-----|-----------------------|----------------------------------|
| 9 | Rebecca Allen | she/her/hers |
| 6 | Natasha Howard | she/her/hers |
| 20 | Sabrina Ionescu | she/her/hers |
| 4 | Jazmine Jones | she/her/hers |
| 44 | Betnijah Laney | she/her/hers |
| 0 | Leaonna Odom | she/her/hers |
| 12 | Michaela Onyenwere | she/her/hers |
| 2 | DiDi Richards | she/her/hers |
| 24 | Kylee Shook | she/her/hers |
| 41 | Kiah Stokes | she/her/hers |
| 32 | Sami Whitcomb | she/her/hers |
| 13 | Jocelyn Willoughby | she/her/hers |
| | General Manager | Jonathan Kolb (he/him/his) |
| | Head Coach | Walt Hopkins (he/him/his) |
| | Assistant Coach | Shelley Patterson (she/her/hers) |
| | Assistant Coach | Dustin Gray (he/him/his) |
| | Assistant Coach | Jacki Gemelos (she/her/hers) |
| | Head Athletic Trainer | Theresa Acosta (she/her/hers) |

PRONUNCIATION GUIDE

| | |
|--------------------|---------------------------------------|
| Jacki Gemelos | Gym-el-us |
| Sabrina Ionescu | yo-NESS-coo |
| Betnijah Laney | buh-NYE-juh |
| Leaonna Odom | Lee-AH-nah |
| Michaela Onyenwere | Own-yen-wear-ay |
| Kylee Shook | "We SHOOK hands ... pre-COVID" |
| Sami Whitcomb | Whit-come |

LIBERTY LAST GAME QUICK HITS

TEAM NOTABLES

In the team's seventh annual PRIDE game, the New York Liberty (7-8) dropped to the Chicago Sky (9-7), 91-68.

Chicago led by as many as 30 points in the contest, and the Liberty fought back in the second half to lead the final two frames, 41-36.

New York finished with 37 rebounds, two more than Chicago's 35. The team also totaled 13 team assists and three steals.

The Liberty finished on 37.3% (25-67) shooting from the field, 16% (4-25) from beyond the arc and 77.8% (14-18) at the free throw line.

PLAYER NOTABLES

Rookie **Michaela Onyenwere** led all Liberty scorers with 16 points, shot 100% (5-5) from the free throw line, and grabbed five rebounds (tied career-high).

Betnijah Laney added 14 points on 53.8% (7-13) from the field along with five rebounds and three assists; her 14th game in double figure scoring this season through 15 contests.

Entering Thursday's game, Laney was fifth in league scoring, seventh in assists and third in field goals made.

Sami Whitcomb totaled 14 points on 38.5% (5-13) shooting and 3 rebounds over 20:37 minutes.

LIBERTY LAST GAME BOX SCORE

WOMEN'S NATIONAL BASKETBALL ASSOCIATION

OFFICIAL SCORER'S REPORT FINAL BOX

Thursday, June 24, 2021 Barclays Center, Brooklyn, NY
Officials: #42 Roy Gulbeyan, #53 Jeffrey Smith, #10 Ashley Gloss

Game Duration: 1:41
Attendance: 2148

VISITOR: Chicago Sky (9-7)

| | POS | MIN | FG | FGA | 3P | 3PA | FT | FTA | OR | DR | TOT | A | PF | ST | TO | BS | +/- | PTS |
|-------------------------|-----|-------|-----|-----|-------|-----|-------|-----|-----------|----|-----|---------------------|----|----|----|----|-----|-----|
| 2 Kahleah Copper | F | 26:56 | 8 | 14 | 0 | 1 | 2 | 2 | 1 | 6 | 7 | 3 | 4 | 0 | 2 | 0 | 19 | 18 |
| 3 Candace Parker | F | 22:22 | 4 | 7 | 2 | 2 | 2 | 2 | 0 | 11 | 11 | 4 | 0 | 1 | 3 | 2 | 11 | 12 |
| 31 Stefanie Dolson | C | 22:22 | 3 | 7 | 0 | 0 | 0 | 0 | 0 | 2 | 2 | 1 | 1 | 1 | 1 | 0 | 11 | 6 |
| 1 Diamond DeShields | G | 26:23 | 7 | 13 | 3 | 4 | 1 | 1 | 0 | 2 | 2 | 2 | 4 | 2 | 2 | 1 | 8 | 18 |
| 22 Courtney Vandersloot | G | 27:52 | 5 | 9 | 1 | 2 | 2 | 2 | 0 | 3 | 3 | 9 | 2 | 2 | 1 | 0 | 22 | 13 |
| 14 Allie Quigley | | 23:14 | 5 | 13 | 3 | 7 | 0 | 0 | 1 | 0 | 1 | 0 | 4 | 0 | 0 | 0 | 21 | 13 |
| 24 Ruthy Hebard | | 17:38 | 3 | 4 | 0 | 0 | 0 | 0 | 1 | 2 | 3 | 2 | 2 | 1 | 3 | 1 | 12 | 6 |
| 30 Azurá Stevens | | 17:38 | 1 | 5 | 0 | 2 | 0 | 0 | 2 | 3 | 5 | 1 | 0 | 2 | 1 | 0 | 12 | 2 |
| 7 Lexie Brown | | 12:08 | 0 | 1 | 0 | 1 | 0 | 0 | 0 | 1 | 1 | 3 | 1 | 0 | 1 | 0 | 1 | 0 |
| 11 Dana Evans | | 03:27 | 1 | 1 | 0 | 0 | 1 | 2 | 0 | 0 | 0 | 0 | 0 | 0 | 0 | 0 | -2 | 3 |
| 200:00 | | | 37 | 74 | 9 | 19 | 8 | 9 | 5 | 30 | 35 | 25 | 18 | 9 | 14 | 4 | 23 | 91 |
| | | | 50% | | 47.4% | | 88.9% | | TM REB: 6 | | | TOT TO: 14 (16 PTS) | | | | | | |

HOME: NEW YORK LIBERTY (7-8)

| | POS | MIN | FG | FGA | 3P | 3PA | FT | FTA | OR | DR | TOT | A | PF | ST | TO | BS | +/- | PTS |
|-----------------------|-----|---|-------|-----|-----|-----|-------|-----|-----------|----|-----|---------------------|----|----|----|----|-----|-----|
| 9 Rebecca Allen | F | 23:09 | 1 | 4 | 0 | 2 | 3 | 4 | 0 | 5 | 5 | 1 | 1 | 0 | 2 | 2 | -26 | 5 |
| 12 Michaela Onyenwere | F | 31:44 | 5 | 17 | 1 | 5 | 5 | 5 | 3 | 3 | 6 | 0 | 4 | 1 | 3 | 0 | -24 | 16 |
| 24 Kylee Shook | C | 31:59 | 3 | 7 | 0 | 2 | 0 | 0 | 3 | 8 | 11 | 0 | 4 | 0 | 5 | 1 | -11 | 6 |
| 44 Betnijah Laney | G | 33:14 | 7 | 13 | 0 | 1 | 0 | 2 | 2 | 3 | 5 | 3 | 3 | 0 | 6 | 0 | -12 | 14 |
| 32 Sami Whitcomb | G | 20:37 | 5 | 13 | 2 | 9 | 2 | 2 | 1 | 2 | 3 | 2 | 1 | 0 | 3 | 0 | -17 | 14 |
| 20 Sabrina Ionescu | | 13:04 | 0 | 2 | 0 | 1 | 2 | 2 | 0 | 2 | 2 | 5 | 0 | 0 | 1 | 0 | -14 | 2 |
| 0 Leaonna Odom | | 11:01 | 1 | 3 | 0 | 2 | 0 | 0 | 0 | 0 | 0 | 0 | 0 | 1 | 1 | 0 | -13 | 2 |
| 4 Jazmine Jones | | 23:10 | 2 | 6 | 1 | 3 | 1 | 1 | 0 | 3 | 3 | 1 | 4 | 0 | 0 | 0 | -8 | 6 |
| 41 Kiah Stokes | | 01:09 | 0 | 0 | 0 | 0 | 0 | 0 | 0 | 0 | 0 | 0 | 0 | 2 | 0 | 0 | -2 | 0 |
| 2 DiDi Richards | | 10:53 | 1 | 2 | 0 | 0 | 1 | 2 | 0 | 2 | 2 | 1 | 0 | 1 | 0 | 0 | 12 | 3 |
| 6 Natasha Howard | | DND - Injury/Illness - Left Knee Injury | | | | | | | | | | | | | | | | |
| 13 Jocelyn Willoughby | | DND - Injury/Illness - Left Achilles Injury | | | | | | | | | | | | | | | | |
| 200:00 | | | 25 | 67 | 4 | 25 | 14 | 18 | 9 | 28 | 37 | 13 | 19 | 3 | 21 | 3 | -23 | 68 |
| | | | 37.3% | | 16% | | 77.8% | | TM REB: 6 | | | TOT TO: 21 (18 PTS) | | | | | | |

| SCORE BY PERIOD | 1 | 2 | 3 | 4 | FINAL |
|-----------------|----|----|----|----|-------|
| Sky | 18 | 37 | 18 | 18 | 91 |
| LIBERTY | 14 | 13 | 25 | 16 | 68 |

Inactive: Sky -
Inactive: Liberty -
Points in the Paint: Sky 46 (23/40), LIBERTY 36 (18/34) Biggest Lead: Sky 30, LIBERTY 0
2nd Chance Points: Sky 4 (2/7), LIBERTY 9 (4/9) Lead Changes: 0
Fast Break Points: Sky 13 (5/10), LIBERTY 5 (2/9) Times Tied: 1

LIBERTY 2021 OVERALL STATISTICS



Through June 24 (7-8)

NEW YORK LIBERTY

2021 REGULAR SEASON STATISTICS

| PLAYER | | | | -FIELD GOALS- | | | -3-POINT | | | FG-- | | | -FREE THROWS- | | | --REBOUNDS-- | | | | | | | |
|-----------|----|----|-----|---------------|-----|------|----------|-----|------|------|-----|------|---------------|-----|-----|--------------|----|----|-----|----|-----|-----|------|
| | G | GS | MIN | FG | FGA | PCT | FG | FGA | PCT | FT | FTA | PCT | OFF | DEF | TOT | AST | PF | DQ | STL | TO | BLK | PTS | AVG |
| Laney | 15 | 15 | 498 | 111 | 219 | .507 | 17 | 51 | .333 | 52 | 69 | .754 | 10 | 53 | 63 | 77 | 39 | 0 | 7 | 65 | 2 | 291 | 19.4 |
| Howard | 2 | 2 | 44 | 10 | 18 | .556 | 2 | 3 | .667 | 7 | 8 | .875 | 5 | 8 | 13 | 4 | 5 | 0 | 0 | 10 | 0 | 29 | 14.5 |
| Whitcomb | 15 | 15 | 416 | 58 | 118 | .492 | 36 | 84 | .429 | 15 | 18 | .833 | 5 | 75 | 80 | 41 | 22 | 0 | 17 | 25 | 8 | 167 | 11.1 |
| Ionescu | 13 | 9 | 376 | 39 | 121 | .322 | 24 | 68 | .353 | 39 | 45 | .867 | 12 | 65 | 77 | 81 | 22 | 0 | 7 | 37 | 6 | 141 | 10.8 |
| Onyenwere | 15 | 15 | 347 | 49 | 134 | .366 | 23 | 68 | .338 | 22 | 26 | .846 | 15 | 28 | 43 | 9 | 37 | 0 | 7 | 16 | 7 | 143 | 9.5 |
| Allen | 14 | 6 | 309 | 42 | 131 | .321 | 22 | 73 | .301 | 19 | 22 | .864 | 10 | 38 | 48 | 14 | 23 | 0 | 23 | 13 | 16 | 125 | 8.9 |
| Gray | 6 | 0 | 97 | 14 | 30 | .467 | 0 | 4 | .000 | 11 | 15 | .733 | 4 | 15 | 19 | 2 | 23 | 0 | 1 | 11 | 1 | 39 | 6.5 |
| Shook | 15 | 13 | 316 | 42 | 96 | .438 | 12 | 37 | .324 | 0 | 0 | --- | 14 | 55 | 69 | 24 | 27 | 0 | 8 | 23 | 9 | 96 | 6.4 |
| Jones | 15 | 0 | 263 | 34 | 83 | .410 | 11 | 25 | .440 | 14 | 18 | .778 | 8 | 33 | 41 | 21 | 43 | 1 | 8 | 31 | 7 | 93 | 6.2 |
| Odom | 7 | 0 | 100 | 14 | 27 | .519 | 3 | 11 | .273 | 0 | 1 | .000 | 2 | 3 | 5 | 6 | 11 | 0 | 3 | 8 | 3 | 31 | 4.4 |
| Stokes | 8 | 0 | 122 | 6 | 11 | .545 | 1 | 2 | .500 | 0 | 0 | --- | 7 | 26 | 33 | 5 | 13 | 0 | 4 | 4 | 4 | 13 | 1.6 |
| Richards | 14 | 0 | 129 | 9 | 25 | .360 | 1 | 5 | .200 | 3 | 6 | .500 | 4 | 11 | 15 | 12 | 7 | 0 | 9 | 9 | 2 | 22 | 1.6 |

| | | | | | | | | | | | | | | | | | | | | | | | |
|-----------|----|---|------|-----|------|------|-----|-----|------|-----|-----|------|-----|-----|-----|-----|-----|---|-----|-----|----|------|------|
| LIBERTY | 15 | - | 3025 | 428 | 1013 | .423 | 152 | 431 | .353 | 182 | 228 | .798 | 96 | 410 | 506 | 297 | 274 | 1 | 94 | 263 | 65 | 1190 | 79.3 |
| OPPONENTS | 15 | - | 3025 | 493 | 1128 | .437 | 98 | 306 | .320 | 221 | 273 | .810 | 149 | 438 | 587 | 304 | 271 | 0 | 119 | 206 | 59 | 1305 | 87.0 |

| | -- SINGLE-GAME HIGHS -- | | | | | | | ----- AVERAGE PER GAME ----- | | | | | | | ----- CAREER HIGHS (C=SET, T=TIED THIS SEASON)----- | | | | | | | |
|-----------|-------------------------|-----|-----|----|----|----|-----|------------------------------|------|------|------|------|------|------|---|-----|-----|-----|-----|-----|-----|--|
| PLAYER | MIN | REB | AST | ST | TO | BL | PTS | MIN | REB | AST | STL | TO | BLK | PTS | FG | FGA | FT | FTA | REB | AST | PTS | |
| Laney | 41 | 7 | 11 | 2 | 9 | 1 | 30 | 33.2 | 4.2 | 5.1 | 0.47 | 4.3 | 0.13 | 19.4 | 14 | 24 | 12C | 12C | 11 | 11T | 35 | |
| Howard | 22 | 7 | 3 | 0 | 6 | 0 | 17 | 21.8 | 6.5 | 2.0 | 0.00 | 5.0 | 0.00 | 14.5 | 12 | 21 | 8 | 11 | 16 | 5 | 33 | |
| Whitcomb | 37 | 9 | 6 | 4 | 3 | 2 | 19 | 27.7 | 5.3 | 2.7 | 1.13 | 1.7 | 0.53 | 11.1 | 7 | 14 | 4T | 4T | 9C | 8 | 22 | |
| Ionescu | 39 | 10 | 12 | 2 | 8 | 3 | 26 | 28.9 | 5.9 | 6.2 | 0.54 | 2.8 | 0.46 | 10.8 | 11 | 20 | 8C | 9C | 10C | 12C | 33 | |
| Onyenwere | 39 | 6 | 2 | 1 | 3 | 2 | 29 | 23.1 | 2.9 | 0.6 | 0.47 | 1.1 | 0.47 | 9.5 | 10C | 22C | 5C | 5C | 6C | 2C | 29C | |
| Allen | 38 | 6 | 3 | 4 | 2 | 3 | 19 | 22.1 | 3.4 | 1.0 | 1.64 | 0.9 | 1.14 | 8.9 | 11 | 16C | 4T | 5C | 9 | 4 | 28 | |
| Gray | 21 | 5 | 2 | 1 | 4 | 1 | 17 | 16.2 | 3.2 | 0.3 | 0.17 | 1.8 | 0.17 | 6.5 | 9 | 12 | 6 | 8 | 15 | 2T | 22 | |
| Shook | 32 | 11 | 3 | 2 | 5 | 2 | 12 | 21.1 | 4.6 | 1.6 | 0.53 | 1.5 | 0.60 | 6.4 | 5C | 11C | 3 | 4 | 11C | 3C | 12C | |
| Jones | 27 | 7 | 3 | 2 | 4 | 2 | 17 | 17.6 | 2.7 | 1.4 | 0.53 | 2.1 | 0.47 | 6.2 | 8 | 16 | 7 | 10 | 10 | 6 | 24 | |
| Odom | 19 | 2 | 2 | 1 | 2 | 1 | 8 | 14.4 | 0.7 | 0.9 | 0.43 | 1.1 | 0.43 | 4.4 | 10 | 12 | 4 | 4 | 7 | 3 | 20 | |
| Stokes | 32 | 13 | 3 | 2 | 1 | 2 | 5 | 15.3 | 4.1 | 0.6 | 0.50 | 0.5 | 0.50 | 1.6 | 6 | 12 | 11 | 12 | 17 | 4 | 23 | |
| Richards | 19 | 3 | 5 | 2 | 2 | 1 | 5 | 9.2 | 1.1 | 0.9 | 0.64 | 0.6 | 0.14 | 1.6 | 2C | 4C | 1C | 2C | 3C | 5C | 5C | |
| LIBERTY | 225 | 40 | 25 | 9 | 30 | 10 | 93 | 201.7 | 33.7 | 19.8 | 6.27 | 17.5 | 4.33 | 79.3 | 41 | 89 | 32 | 41 | 57 | 32 | 107 | |
| OPPONENTS | 225 | 52 | 26 | 17 | 21 | 10 | 103 | 201.7 | 39.1 | 20.3 | 7.93 | 13.7 | 3.93 | 87.0 | 42 | 91 | 34 | 42 | 54 | 32 | 105 | |

OPPONENT RECAP

ATLANTA DREAM

2021 RECORD

Record.....5-8
Home.....2-5
Road.....3-3

2020 RECAP

Record.....7-15
Home.....3-8
Road.....4-7
Finish.....4th in Eastern Conference

2021 SCHEDULE

5/29/21.....at New York.....L, 87-90
6/26/21.....at Atlanta.....7:00 PM
6/29/21.....at Atlanta.....7:00 PM

2020 MATCHUPS (0-2)

7/31/20.....at Atlanta.....L, 78-84
9/3/20.....at New York.....L, 56-62

LIBERTY HISTORY VS. DREAM

All-Time Record.....29-19
Home.....15-9
Away.....14-10
Overtime.....3-1
Postseason.....0-2

LIBERTY

Most Points.....94 at Atlanta (6/5/11)
Fewest Points.....56 (Two Times)
Largest Victory.....24 (86-62) at New York (7/13/16)
Individual Points.....33, Cappie Pondexter at Atlanta (8/11/13)

DREAM

Most Points.....100 at Atlanta (5/25/12)
Fewest Points.....60 at Atlanta (6/19/12)
Largest Victory.....26 (100-74) at Atlanta (5/25/12)
Individual Points.....39, Angel McCoughtry at New York (6/19/18)

ROSTER

| NUM | PLAYER | POS | HT | WEIGHT | DOB | EXP | FROM |
|-----|--------------------|-----|---------|---------|--------------------|-------|------------------|
| 25 | Monique Billings | F | 6-4 ft | 192 lbs | MAY 2, 1996 | 3 yrs | UCLA |
| 9 | Crystal Bradford | | 6-0 ft | lbs | NOVEMBER 1, 1993 | 1 yrs | CENTRAL MICHIGAN |
| 3 | Chennedy Carter | G | 5-9 ft | 143 lbs | NOVEMBER 14, 1998 | 1 yrs | TEXAS A&M |
| 21 | Tianna Hawkins | F | 6-3 ft | 186 lbs | MARCH 2, 1991 | 7 yrs | MARYLAND |
| 15 | Tiffany Hayes | G | 5-10 ft | 155 lbs | SEPTEMBER 20, 1989 | 8 yrs | CONNECTICUT |
| 4 | Aari McDonald | G | 5-6 ft | lbs | AUGUST 20, 1998 | R | ARIZONA |
| 32 | Cheyenne Parker | F | 6-4 ft | 193 lbs | AUGUST 22, 1992 | 6 yrs | MIDDLE TENNESSE |
| 0 | Odyssey Sims | G | 5-8 ft | 163 lbs | JULY 13, 1992 | 7 yrs | BAYLOR |
| 40 | Shekinna Stricklen | F | 6-2 ft | 230 lbs | JULY 30, 1990 | 9 yrs | TENNESSEE |
| 10 | Courtney Williams | G | 5-8 ft | 133 lbs | MAY 11, 1994 | 5 yrs | SOUTH FLORIDA |
| 1 | Elizabeth Williams | C-F | 6-3 ft | 200 lbs | JUNE 23, 1993 | 6 yrs | DUKE |

Interim Head Coach: Mike Petersen (Northwest Christian College)

Assistant Coach: Darius Taylor (Michigan)

Assistant Coach: La'Keshia Frett (Georgia)

Assistant Coach: Daynia La-Force (Georgetown)

OPPONENT RECENT BOX SCORE

WOMEN'S NATIONAL BASKETBALL ASSOCIATION

OFFICIAL SCORER'S REPORT FINAL BOX

Wednesday, June 23, 2021 Gateway Center Arena @ College Park, Atlanta, GA
Officials: #5 Tiara Cruse, #15 Fatou Cissoko-Stephens, #50 Kevin Sparrock

Game Duration: 2:01
Attendance: 907

VISITOR: Minnesota Lynx (6-7)

| | POS | MIN | FG | FGA | 3P | 3PA | FT | FTA | OR | DR | TOT | A | PF | ST | TO | BS | +/- | PTS |
|-----------------------|-----|------------------------|-------|-----|-------|-----|-----|-----|-----------|----|---------------------|----|----|----|----|----|-----|-----|
| 24 Napheesa Collier | F | 30:58 | 5 | 9 | 0 | 0 | 2 | 2 | 1 | 3 | 4 | 4 | 4 | 2 | 0 | 1 | -2 | 12 |
| 12 Damiris Dantas | F | 33:18 | 7 | 12 | 6 | 11 | 3 | 4 | 0 | 3 | 3 | 3 | 1 | 0 | 4 | 0 | 5 | 23 |
| 34 Sylvia Fowles | C | 37:59 | 11 | 16 | 0 | 0 | 4 | 5 | 6 | 13 | 19 | 1 | 2 | 2 | 3 | 5 | 11 | 26 |
| 21 Kayla McBride | G | 37:59 | 4 | 8 | 0 | 4 | 1 | 1 | 1 | 1 | 2 | 2 | 4 | 1 | 3 | 0 | 11 | 9 |
| 7 Layshia Clarendon | G | 25:45 | 3 | 6 | 0 | 0 | 2 | 3 | 1 | 2 | 3 | 9 | 4 | 0 | 3 | 0 | 6 | 8 |
| 6 Bridget Carleton | | 13:44 | 2 | 7 | 1 | 5 | 0 | 0 | 2 | 2 | 4 | 0 | 1 | 0 | 1 | 0 | -8 | 5 |
| 2 Crystal Dangerfield | | 16:06 | 2 | 5 | 0 | 2 | 0 | 0 | 0 | 0 | 0 | 5 | 3 | 2 | 2 | 0 | 0 | 4 |
| 15 Rachel Banham | | 04:11 | 0 | 2 | 0 | 2 | 0 | 0 | 0 | 0 | 0 | 0 | 0 | 0 | 1 | 0 | -13 | 0 |
| 10 Jessica Shepard | | DNP - Coach's decision | | | | | | | | | | | | | | | | |
| 200:00 | | | 34 | 65 | 7 | 24 | 12 | 15 | 11 | 24 | 35 | 24 | 19 | 7 | 17 | 6 | 2 | 87 |
| | | | 52.3% | | 29.2% | | 80% | | TM REB: 3 | | TOT TO: 17 (21 PTS) | | | | | | | |

HOME: ATLANTA DREAM (5-8)

| | POS | MIN | FG | FGA | 3P | 3PA | FT | FTA | OR | DR | TOT | A | PF | ST | TO | BS | +/- | PTS |
|-----------------------|-----|------------------------|-------|-----|-------|-----|-------|-----|-----------|----|---------------------|----|----|----|----|----|-----|-----|
| 3 Chennedy Carter | F | 25:51 | 7 | 12 | 0 | 0 | 2 | 2 | 0 | 1 | 1 | 4 | 2 | 0 | 4 | 0 | -2 | 16 |
| 32 Cheyenne Parker | F | 28:12 | 3 | 10 | 0 | 2 | 0 | 0 | 3 | 4 | 7 | 5 | 4 | 5 | 1 | 2 | -4 | 6 |
| 1 Elizabeth Williams | C | 31:02 | 1 | 4 | 0 | 0 | 2 | 2 | 3 | 4 | 7 | 2 | 3 | 3 | 1 | 3 | 5 | 4 |
| 10 Courtney Williams | G | 35:37 | 11 | 19 | 0 | 1 | 2 | 3 | 0 | 5 | 5 | 2 | 0 | 3 | 1 | 0 | 0 | 24 |
| 0 Odyssey Sims | G | 35:39 | 5 | 14 | 1 | 4 | 2 | 2 | 0 | 2 | 2 | 2 | 2 | 1 | 2 | 0 | -6 | 13 |
| 4 Aari McDonald | | 07:23 | 2 | 4 | 2 | 3 | 4 | 4 | 0 | 1 | 1 | 1 | 1 | 1 | 0 | 0 | 2 | 10 |
| 21 Tianna Hawkins | | 20:46 | 1 | 2 | 1 | 2 | 2 | 2 | 0 | 4 | 4 | 0 | 2 | 0 | 1 | 0 | -5 | 5 |
| 9 Crystal Bradford | | 15:30 | 3 | 4 | 1 | 1 | 0 | 2 | 0 | 0 | 0 | 1 | 1 | 0 | 0 | 0 | 0 | 7 |
| 40 Shekinna Stricklen | | DNP - Coach's decision | | | | | | | | | | | | | | | | |
| 200:00 | | | 33 | 69 | 5 | 13 | 14 | 17 | 6 | 21 | 27 | 17 | 15 | 13 | 10 | 5 | -2 | 85 |
| | | | 47.8% | | 38.5% | | 82.4% | | TM REB: 8 | | TOT TO: 11 (12 PTS) | | | | | | | |

| SCORE BY PERIOD | 1 | 2 | 3 | 4 | FINAL |
|-----------------|----|----|----|----|-------|
| Lynx | 16 | 24 | 28 | 19 | 87 |
| DREAM | 28 | 18 | 30 | 9 | 85 |

Inactive: Lynx - Achonwa (Injury/Illness - Right MCL Sprain), Davis (Injury/Illness - Left Foot Stress Fracture), Powers (Injury/Illness - Right UCL Tear)
Inactive: Dream - Billings (Injury/Illness - Non COVID-19 Related Illness), Hayes (Injury/Illness - Right MCL Tear)
Points in the Paint: Lynx 46 (23/35), DREAM 40 (20/38)
2nd Chance Points: Lynx 15 (7/10), DREAM 8 (3/7)
Fast Break Points: Lynx 4 (2/2), DREAM 10 (4/4)
Biggest Lead: Lynx 5, DREAM 18
Lead Changes: 2
Times Tied: 3

Technical fouls - Defensive Three Seconds
Lynx (0) : NONE
DREAM (1) : Bradford 5:11 4th

RECENT BOX SCORE VS. OPPONENT

WOMEN'S NATIONAL BASKETBALL ASSOCIATION

OFFICIAL SCORER'S REPORT FINAL BOX

Saturday, May 29, 2021 Barclays Center, Brooklyn, NY
Officials: #11 Randy Richardson, #76 Toni Patillo, #9 Tim Greene

Game Duration: 2:06
Attendance: 1235

VISITOR: Atlanta Dream (4-2)

| | POS | MIN | FG | FGA | 3P | 3PA | FT | FTA | OR | DR | TOT | A | PF | ST | TO | BS | +/- | PTS |
|-----------------------|-----------------------------------|-------|-----|-----|-------|-----|-----|-----|-----------|----|---------------------|----|----|----|----|----|-----|-----|
| 15 Tiffany Hayes | F | 34:09 | 5 | 18 | 1 | 6 | 1 | 1 | 1 | 3 | 4 | 6 | 5 | 0 | 1 | 0 | 7 | 12 |
| 21 Tianna Hawkins | F | 19:34 | 1 | 3 | 0 | 2 | 0 | 0 | 1 | 3 | 4 | 0 | 1 | 1 | 3 | 1 | -1 | 2 |
| 1 Elizabeth Williams | C | 29:27 | 5 | 8 | 0 | 0 | 2 | 2 | 4 | 7 | 11 | 0 | 1 | 2 | 1 | 2 | -7 | 12 |
| 10 Courtney Williams | G | 42:34 | 14 | 26 | 3 | 5 | 0 | 0 | 2 | 10 | 12 | 7 | 2 | 2 | 4 | 1 | 2 | 31 |
| 3 Chennedy Carter | G | 18:46 | 6 | 12 | 0 | 2 | 0 | 0 | 0 | 1 | 1 | 2 | 2 | 1 | 4 | 0 | 4 | 12 |
| 0 Odyssey Sims | | 32:40 | 3 | 6 | 0 | 1 | 0 | 0 | 0 | 2 | 2 | 4 | 2 | 2 | 0 | 1 | 3 | 6 |
| 25 Monique Billings | | 27:03 | 3 | 6 | 0 | 0 | 1 | 3 | 1 | 7 | 8 | 1 | 1 | 1 | 2 | 2 | 10 | 7 |
| 9 Crystal Bradford | | 13:56 | 2 | 5 | 1 | 2 | 0 | 2 | 0 | 2 | 2 | 1 | 3 | 2 | 2 | 1 | 4 | 5 |
| 4 Aari McDonald | | 06:51 | 1 | 3 | 1 | 3 | 0 | 0 | 1 | 0 | 1 | 0 | 2 | 0 | 0 | 0 | -7 | 3 |
| 32 Cheyenne Parker | DND - Health and Safety Protocols | | | | | | | | | | | | | | | | | |
| 40 Shekinna Stricklen | DNP - Coach's decision | | | | | | | | | | | | | | | | | |
| 225:00 | | | 40 | 87 | 6 | 21 | 4 | 8 | 10 | 35 | 45 | 21 | 19 | 11 | 17 | 8 | 3 | 90 |
| | | | 46% | | 28.6% | | 50% | | TM REB: 7 | | TOT TO: 17 (24 PTS) | | | | | | | |

HOME: NEW YORK LIBERTY (5-2)

| | POS | MIN | FG | FGA | 3P | 3PA | FT | FTA | OR | DR | TOT | A | PF | ST | TO | BS | +/- | PTS |
|-----------------------|--------------------------------------|-------|-------|-----|-------|-----|-------|-----|-----------|----|---------------------|----|----|----|----|----|-----|-----|
| 44 Betnijah Laney | F | 41:03 | 4 | 12 | 0 | 2 | 12 | 12 | 0 | 6 | 6 | 11 | 2 | 2 | 7 | 0 | -2 | 20 |
| 12 Michaela Oryenwere | F | 39:25 | 10 | 22 | 6 | 14 | 3 | 3 | 2 | 3 | 5 | 2 | 1 | 1 | 1 | 0 | 2 | 29 |
| 24 Kylee Shook | C | 18:41 | 2 | 7 | 1 | 3 | 0 | 0 | 1 | 2 | 3 | 3 | 0 | 0 | 0 | 1 | 6 | 5 |
| 32 Sami Whitcomb | G | 34:15 | 6 | 8 | 5 | 7 | 2 | 3 | 0 | 5 | 5 | 3 | 2 | 4 | 3 | 1 | 2 | 19 |
| 20 Sabrina Ionescu | G | 39:15 | 2 | 11 | 2 | 7 | 0 | 1 | 1 | 4 | 5 | 3 | 2 | 0 | 2 | 0 | 4 | 6 |
| 41 Kiah Stokes | | 26:19 | 2 | 2 | 0 | 0 | 0 | 0 | 0 | 6 | 6 | 0 | 1 | 1 | 1 | 1 | -9 | 4 |
| 4 Jazmine Jones | | 13:11 | 1 | 3 | 0 | 0 | 2 | 2 | 0 | 4 | 4 | 0 | 0 | 0 | 3 | 0 | -5 | 4 |
| 9 Rebecca Allen | | 07:51 | 0 | 4 | 0 | 1 | 0 | 0 | 0 | 2 | 2 | 0 | 1 | 1 | 2 | 0 | -7 | 0 |
| 2 DiDi Richards | | 05:00 | 0 | 0 | 0 | 0 | 0 | 0 | 0 | 0 | 0 | 1 | 0 | 0 | 1 | 0 | -6 | 0 |
| 6 Natasha Howard | DND - Injury/Illness - Left Knee | | | | | | | | | | | | | | | | | |
| 0 Leaonna Odom | DNP - Coach's decision | | | | | | | | | | | | | | | | | |
| 13 Jocelyn Willoughby | DND - Injury/Illness - Left Achilles | | | | | | | | | | | | | | | | | |
| 225:00 | | | 27 | 69 | 14 | 34 | 19 | 21 | 4 | 32 | 36 | 23 | 9 | 9 | 20 | 3 | -3 | 87 |
| | | | 39.1% | | 41.2% | | 90.5% | | TM REB: 7 | | TOT TO: 21 (23 PTS) | | | | | | | |

| SCORE BY PERIOD | 1 | 2 | 3 | 4 | OT1 | FINAL |
|-----------------|----|----|----|----|-----|-------|
| Dream | 28 | 21 | 16 | 17 | 8 | 90 |
| LIBERTY | 17 | 28 | 17 | 20 | 5 | 87 |

Inactive: Dream -
Inactive: Liberty -
Points in the Paint: Dream 38 (19/34), LIBERTY 20 (10/26) Biggest Lead: Dream 13, LIBERTY 3
2nd Chance Points: Dream 6 (3/11), LIBERTY 2 (0/4) Lead Changes: 4
Fast Break Points: Dream 7 (3/6), LIBERTY 7 (3/3) Times Tied: 10

Technical fouls - Individual
Dream (1): Williams 5:53 4th
LIBERTY (0): NONE

Technical fouls - Defensive Three Seconds
Dream (1): Hawkins 3:09 1st
LIBERTY (0): NONE

2020 SERIES VS. ATLANTA (0-2)



3-POINT

----- REBOUNDS -----

| NO | PLAYER | GP-GS | MIN | FGM-FGA | FG% | FGM-FGA | FG% | FTM-FTA | FT% | OFF | DEF | TOT/AVG | AST | STL | TO | BLK | PTS/AVG |
|----|---------------|-------|-------|---------|-------|---------|-------|---------|-------|-----|-----|---------|-----|-----|----|-----|---------|
| 4 | Jones, J | 2-0 | 35:53 | 9 - 19 | 47.4% | 2-7 | 28.6% | 8 - 11 | 72.7% | 1 | 3 | 4/2 | 1 | 3 | 3 | 3 | 28/14 |
| 20 | Ionescu, S | 1-1 | 12:00 | 4 - 5 | 80.0% | 1-2 | 50.0% | 1 - 1 | 100% | 0 | 1 | 1/1 | 1 | 1 | 4 | 0 | 10/10 |
| 13 | Willoughby, J | 2-1 | 42:56 | 6 - 15 | 40.0% | 2-4 | 50.0% | 3 - 3 | 100% | 2 | 2 | 4/2 | 2 | 3 | 1 | 2 | 17/8.5 |
| 0 | Odom, L | 2-1 | 40:14 | 5 - 12 | 41.7% | 2-6 | 33.3% | 3 - 3 | 100% | 4 | 1 | 5/2.5 | 1 | 1 | 2 | 1 | 15/7.5 |
| 24 | Shook, K | 2-0 | 28:29 | 3 - 5 | 60.0% | 0-0 | 0.0 | 3 - 4 | 75.0% | 1 | 3 | 4/2 | 3 | 1 | 0 | 3 | 9/4.5 |
| 41 | Stokes, K | 2-2 | 50:11 | 1 - 10 | 10.0% | 0-7 | 0.0 | 0 - 1 | 0.0 | 2 | 15 | 17/8.5 | 1 | 1 | 2 | 5 | 2/1 |



3-POINT

----- REBOUNDS -----

| NO. | PLAYER | GP-GS | MIN | FGM-FGA | FG% | FGM-FGA | FG% | FTM-FTA | FT% | OFF | DEF | TOT/AVG | AST | STL | TO | BLK | PTS/AVG |
|-----|--------------|-------|-------|---------|-------|---------|-------|---------|-------|-----|-----|---------|-----|-----|----|-----|---------|
| 44 | Laney, B | 2-2 | 65:23 | 16 - 32 | 50.0% | 3-3 | 100% | 8 - 9 | 88.9% | 4 | 10 | 14/7 | 5 | 4 | 6 | 0 | 43/21.5 |
| 3 | Carter, C | 2-2 | 45:55 | 10 - 30 | 33.3% | 1-5 | 20.0% | 5 - 6 | 83.3% | 1 | 2 | 3/1.5 | 4 | 0 | 4 | 1 | 26/13 |
| 1 | Williams, E | 2-2 | 67:22 | 5 - 14 | 35.7% | 0-0 | 0.0 | 13 - 16 | 81.3% | 7 | 11 | 18/9 | 2 | 1 | 0 | 7 | 23/11.5 |
| 10 | Williams, C | 2-1 | 48:09 | 9 - 28 | 32.1% | 0-2 | 0.0 | 3 - 3 | 100% | 3 | 14 | 17/8.5 | 4 | 0 | 4 | 0 | 21/10.5 |
| 25 | Billings, M | 2-2 | 67:16 | 5 - 18 | 27.8% | 0-0 | 0.0 | 4 - 4 | 100% | 12 | 15 | 27/13.5 | 2 | 3 | 7 | 2 | 14/7 |
| 40 | Stricklen, S | 2-1 | 43:29 | 5 - 20 | 25.0% | 0-10 | 0.0 | 0 - 0 | 0.0 | 2 | 5 | 7/3.5 | 2 | 4 | 3 | 0 | 10/5 |
| 0 | Johnson, G | 2-0 | 24:21 | 3 - 9 | 33.3% | 0-4 | 0.0 | 0 - 2 | 0.0 | 0 | 4 | 4/2 | 1 | 5 | 1 | 0 | 6/3 |
| 11 | Dietrick, B | 2-0 | 36:46 | 1 - 5 | 20.0% | 1-4 | 25.0% | 0 - 0 | 0.0 | 0 | 2 | 2/1 | 2 | 0 | 1 | 0 | 3/1.5 |
| 5 | Agnew, J | 1-0 | 01:21 | 0 - 0 | 0.0 | 0-0 | 0.0 | 0 - 0 | 0.0 | 0 | 0 | 0/0 | 0 | 0 | 1 | 0 | 0/0 |

LIBERTY VS. DREAM QUICK HITS

Fresh off a two-game, home-and-home set against the Sky, Betnijah Laney and the New York Liberty head to A-Town to take on the Dream in back-to-back games.

Saturday's game will mark the Liberty's 49th all-time regular season matchup against the Atlanta Dream.

Atlanta (5-8) enters Saturday's match-up on looking to also snap a two-game losing streak, most recently defeating the Minnesota Lynx, 86-88, on Wednesday at home.

This week, New York fell to the Chicago Sky twice on June 22 and 24 by scores of 72-92 and 68-91.

The respective offenses are led by guards and former teammates **Betnijah Laney** (19.4 points per game) and **Courtney Williams** (17.5 points per game).

New York (100.20) and Atlanta (98.4) rank second and third, respectively, in pace rankings.

On May 29, these two squads went toe-to-toe in a thrilling, high-scoring affair that needed overtime to determine a winner. Atlanta ultimately secured the victory 90-87 on a Courtney Williams' three-pointer.

Rookie **Michaela Onyenwere** had one of the best games of her young career, dropping a career and team-high 29 points.

The Liberty lost both games in their season series with the Dream in 2020. In last year's season series, WNBA All-Rookie Team member **Jazmine Jones** averaged 14.0 points through the pair of games against the Dream.

Laney spent the 2020 season with the Atlanta Dream where she averaged 17.2 points, 4.0 assists and 3.4 rebounds per game; earning the WNBA's Most Improved Player Award.

Since 2008, New York holds the head-to-head regular season series lead against the Dream, as the Liberty have an overall record of 29-19 (.604) against Atlanta.

2021 STORYLINES

LIBERTY ALL-STAR VOTING TOUR 2021

The WNBA recently announced the AT&T WNBA All-Star 2021, to be played Wednesday, July 14 at Michelob ULTRA Arena at Mandalay Bay Resort and Casino in Las Vegas. The 17th WNBA All-Star Game will be broadcast live by ESPN at 7 p.m. ET.

The New York Liberty could be represented by both **Betnijah Laney** and **Sabrina Ionescu** on the WNBA All-Star team, who will be competing against the USA Basketball Women's National Team. To vote, please visit: WNBA.com/vote.

ATLANTA SPLIT

The New York Liberty head to A-Town for their second and third games of the season series against the Atlanta Dream. The away-away series is the Liberty's second same opponent split this week, as they recently hosted Chicago.

BET ON BETNIJAH

June 1st Eastern Conference Player of the Week, **Betnijah Laney**, has combined for 291 points for New York in the first 15 games of the season. She is shooting 50.7% from the field and 33.0% from beyond the arc. Laney currently ranks sixth in the league in points per game with 19.4, and has eclipsed double-figure scoring in 14 of the first 15 contests. Similarly, Betnijah finished her 2020 WNBA Most Improved Player Award season totaling 13 of the last 14 games in double figures for the Dream.

NEW LOOK LIBERTY

Through the first three games in 2021, the Liberty surpassed their 2020 win total (2-20). New York (7-8) is currently in fourth place in the Eastern Conference.

MICHAELA ONYENWERE LEADING ROOKIE OF THE YEAR RACE

Liberty rookie, **Michaela Onyenwere**, was named the Kia WNBA Rookie of the Month for May. The No. 6 overall selection is leading all rookies with 9.5 points per game, 23:08 minutes per game, 49 field goals made, 23 three-point field goals made, a 33.8% three-point field goal percentage, and is second in total rebounds with 43.

SEAFOAM SHARPSHOOTERS

The New York Liberty sit atop the WNBA across in nearly all three-point shooting categories. The Liberty rank No. 1 in total three-pointers made (152), triples per game (10.1), attempts (431), percentage of points from three (38.3%). New York also ranks No. 3 in effective field goal percentage (49.8%) and in true shooting percentage (53.4%).

Sami Whitcomb is currently tied for second in the WNBA in three-point field goals made on the season (36).

2021 STORYLINES

SOMEONE SAY MVB?

Through the first 15 games of the 2021 season, **Betnijah Laney** is making an MVP case in her first year with the Liberty. Last season, Laney garnered the 2020 WNBA Most Improved Player Award with Atlanta after averaging 17.2 points, 4.9 rebounds, and 4.0 assists per contest, while shooting 48.1% from the field and 40.5% from beyond the arc.

To date, no WNBA player has garnered both the Most Improved Player and Most Valuable Player awards throughout their career. In the NBA, **Giannis Antetokounmpo** was the first recipient of the award to later become an MVP.

IN THIER OWN LANE(Y)

Betnijah Laney's basketball pedigree is well-documented, as her mother, Yolanda Laney, was an All-American guard at Cheney State for Coach C. Vivian Stringer. She led the team to two Final Fours, including a national championship appearance in 1982.

SAMIII

Veteran sharpshooter and valued leader, **Sami Whitcomb**, is compiling a career-year in her first campaign with New York. Whitcomb is currently averaging career-highs of 11.1 points, 5.3 rebounds and 2.7 assists per game. Sami's career-highs do not stop there, as she is shooting personal bests of 49.2% from the field and 42.9% from deep, as well as logging 27.7 minutes per game and a career-high 15 starts.

FIRST TIME OLYMPIAN

Rebecca Allen will be representing Australia in the 2020 Tokyo Summer Olympics for the first time in her career. This season, Allen is averaging career-highs of 8.9 points, 1.6 steals and 22.1 minutes through her first 14 games of 2021.

ASHLEY BATTLE RE-JOINS LIBERTY

On June 18, the Liberty announced that former player **Ashley Battle** has been named color analyst on YES Network, the official regional TV partner of the New York Liberty.

Former Liberty forward and defensive specialist (2006-2009), Battle will call game action alongside play-by-play announcer Chris Shearn.

2021 STORYLINES

DON'T FORGET DIDI

DiDi Richards currently leads the WNBA in steals by a rookie (8). Richards has been New York's defensive spark and source of instant energy through her first 13 WNBA games.

AWARDS SZN IN BK

To begin the 2021 season, the New York Liberty have already garnered four awards, including:

WNBA Coach of the Month (May): **Walt Hopkins**

Kia WNBA Rookie of the Month (May): **Michaela Onyenwere**

Eastern Conference Player of the Week (June 1): **Betnijah Laney**

Eastern Conference Player of the Week (May 24): **Sabrina Ionescu**

NATASHA HOWARD OUT 4-6 WEEKS

New York Liberty forward/center, **Natasha Howard**, injured her left knee in the fourth quarter of Monday night's game against the Dallas Wings. Howard underwent an MRI and clinical exam at Hospital for Special Surgery on Tuesday, May 25 which revealed the diagnosis of a medial collateral ligament (MCL) sprain. The Liberty's medical staff determined Natasha will be unavailable for 4-6 weeks.

TRIPLE DOUBLE HISTORY

On May 18, **Sabrina Ionescu** posted the first triple-double in Liberty history with 26 points, 10 rebounds and 12 assists. Ionescu recorded the 10th triple-double in the league's 25-year history (9th in regular season). She is the youngest player in WNBA history to ever do so, and just the ninth player all-time to accomplish the feat.

SEASON 25: #OwnTheCrown

The New York Liberty are one of the WNBA's three remaining original franchises, joined by the Los Angeles Sparks and Phoenix Mercury. This season, the Liberty and WNBA are both celebrating their historic 25-Year Anniversary. To celebrate the team's monumental milestone, the Liberty will be using #OwnTheCrown throughout the 2021:

"The campaign pays homage to women who continue to break barriers like the women of the Liberty have done for the last 25 years. From on-and off-court legends, #Own-TheCrown will celebrate the journey of women who are vital to not only the history of the organization, but the overall empowerment of women, and the diverse culture of New York City." - **Shana Stephenson, Liberty Vice President of Marketing**

2021 STORYLINES

JESS SIMS NAMED LIBERTY IN-ARENA CO-HOST

As part of the team's 25th anniversary season, the New York Liberty have named **Jess Sims** the official In-Arena Co-Host. The New York-based educator, fitness professional and Peloton Instructor will join co-host Jason Negron during select Liberty home games at Brooklyn's Barclays Center.

BROOKLYN VETS

The New York Liberty highlighted the WNBA's off-season transactions with the additions of veterans **Betnijah Laney**, **Natasha Howard** and **Sami Whitcomb**. They have each fought hard to overcome adversity and earn their spots as 3 of 144, and now begin the next chapter of their WNBA careers with the Liberty. Each player brings unique experience, high-level character, and championship pedigree to this New York Liberty roster.

THE FLASH IN NY

On February 8, the Liberty made a blockbuster trade to bring three-time WNBA Champion, **Natasha Howard** to New York from the Seattle Storm in exchange for the 2021 No. 1 overall draft pick.

The WNBA's 2019 Defensive Player of the Year, Natasha Howard (29) is a 6-2 forward who is entering her eighth WNBA season. Howard was drafted by the Indiana Fever in 2014 where she spent two seasons, followed by two years with the Minnesota Lynx. Howard won her first WNBA Championship (2017) alongside Liberty Head Coach Walt Hopkins in Minnesota. During her three-year tenure with the Seattle Storm, Howard secured two additional WNBA Championships (2018, 2020).

In Seattle's 2020 Championship season, Howard averaged 9.5 points and 7.1 rebounds per game while shooting 53.0% from the field during the regular season.

SAMI IN SEAFOAM

Fifth-year WNBA veteran, **Sami Whitcomb**, joined the Liberty after spending the past four seasons with the Seattle Storm.

Whitcomb (32), a 5-10 guard, came to New York after helping the Storm to two WNBA titles. In Seattle's 2020 championship season, Whitcomb averaged 8.1 points, 2.3 rebounds and 2.0 assists per game while shooting 38.1% from three, 44.3% from the field and 100% at the free throw line (22-22). The Ventura, Calif. native and Australia citizen signed as a free agent with the Storm in 2017 after competing professionally overseas for several seasons, most notably in Australia's WNBL.

BEC'S BACK

Sami Whitcomb will not be the only Australian sharpshooter bringing their talents to Brooklyn, as the Liberty have re-signed veteran forward **Rebecca Allen**. Allen, 28, re-joins the Liberty as the team's longest-tenured member (along with Kiah Stokes) after five seasons with New York. Rebecca, whose most recent season with the Liberty was in 2019, averaged a career-high 7.2 points per game on a team-best 42.6% shooting from three-point territory.

2021 STORYLINES

SOPHOMORE SZN

Just as New York was historically rookie-heavy in 2020, the team will be returning five sophomores to their roster this season: **Sabrina Ionescu**, **Jazmine Jones**, **Leaonna Odom**, **Kylee Shook**, and **Jocelyn Willoughby** (out for season).

2021 WNBA DRAFT

The New York Liberty enjoyed a successful 2021 WNBA Draft, as the front office was able to procure two first-round talents in **Michaela Onyenwere** and **DiDi Richards**.

Onyenwere, the Liberty's No. 6 overall pick, is a 6-0 forward. The Aurora, Colo. native averaged 19.1 points and 7.2 rebounds while shooting 42.1% in her senior campaign, leading UCLA to a Sweet Sixteen appearance. Michaela, a four-year letter winner with the Bruins, finished her collegiate career as the fourth overall leading scorer in program history (1,888 points).

Richards, New York's No. 17 overall selection, is a 6-2 guard/forward. DiDi averaged 6.3 points and 6.3 assists per game in the 2020-21 season while shooting 42.9% from the field, leading Baylor to a 28-3 finish and Final Four appearance. The Cypress, Texas native, known for her elite defensive ability, garnered the 2020 Naismith and WBCA Defensive Player of The Year Awards.

PLAYER TO COACH

On April 26, 2021, the Liberty announced the hiring of **Jacki Gemelos** as an assistant coach. Gemelos, 32, begins her first season as a WNBA coach after several seasons of service in the league. Jacki was a point guard for the Chicago Sky in 2015, and split time between the Connecticut Sun and Washington Mystics in 2020. Additionally, she has played six seasons overseas, and was a member of Greece's National Women's Basketball Team.

YES, PLEASE.

The Liberty's regional TV partner since 2019, will televise a record 19 New York Liberty games this season. All of YES' 19 Liberty telecasts will also be streamed live on the YES App.

DIDI'S PERSISTENCE

In October 2020, New York Liberty rookie, **DiDi Richards**, suffered a collision during practice at Baylor that left her temporarily paralyzed. Just 38 days later, Richards returned to the hardwood where she was able to lead the Lady Bears to an NCAA Final Four finish. In the same season, DiDi ranked second in the nation in total assists (189) while averaging 6.3 points and 6.3 assists during her senior campaign.

WITHOUT WILLOUGHBY

New York Liberty guard/forward **Jocelyn Willoughby** suffered a tear of her left Achilles' tendon during the team's scrimmage on May 3 at Connecticut. Willoughby underwent a successful surgical repair on May 5 at Hospital for Special Surgery (HSS). She will miss the 2021 season.

2021 STORYLINES

MADDIE PASSED THE TORCH TO ELLIE

As part of the 25th anniversary season, the New York Liberty announced a new mascot, Ellie the Elephant. Ellie, named after Ellis Island, is replacing Maddie, the team's mascot for the last 24 years.

Back story: Before the grand opening of the Brooklyn Bridge in 1883, there was speculation on the structural integrity of the bridge. To display its strength and safety, showman P.T. Barnum marched 21 elephants across the bridge. The PR stunt was a massive success, paving the way for one of New York's most iconic landmarks. Read more about Ellie [here](#).

2021 NIKE JERSEYS

The new WNBA uniform system from Nike feature three game uniform editions for each of the 12 teams in the league, bringing stories from their cities and communities to life through the muse of female archetypes in storytelling and film: the WNBA Nike Heroine Edition, the WNBA Nike Explorer Edition and the WNBA Nike Rebel Edition.

Rebel Edition (Seafoam): Inspired by the striking colors of the city's iconic monument and all that it represents, the uniform features "Equality" across the chest, framed by copper and black taping.

Explorer Edition (Black): The uniform's speckled details represent the urban pavement while jagged, graphic details embody the toughness and eccentricity that defines true New Yorkers.

LIBS ABROAD

The New York Liberty's roster enjoyed a highly successful 2020-21 WNBA Off-Season competing overseas. **Bec Allen**, who played for Valencia Basket in Spain, helped lead the Orange to their first-ever EuroCup Championship win in club history. **Kiah Stokes** (Fenerbache) took home the gold in the Turkish League championships, and **Nastasha Howard** secured the Serie A1 Finals Championship with Reyer Venezia in Italy.

READ WHAT YOU SOW

Before the start of the new year, **Jocelyn Willoughby** announced the launch of her book club, *Read What You Sow*, in partnership with Brooklyn's Cafe con Libros Feminist Book Store. Read What You Sow explored the injustices disproportionately facing Black and Brown people within healthcare, education, and other social systems fundamental to the welfare of all people through the lens of womxn of color.

The club, which was comprised of Liberty fans, advocates, and educators, met bi-weekly for three months where they explored Brit Bennet's *The Vanishing Half*, *Pushout* by Dr. Monique Morris and *You'll Never Believe What Happened to Lacey: Crazy Stories about Racism* by Amber Ruffin and Lacey Lamar. Jocelyn led and moderated each conversation, and in addition, met with the authors of all three books on the Liberty's Instagram Live for one-on-one conversations.

ON THIS DAY IN LIBERTY HISTORY



JUNE 26, 2008

Shameka Christon set the Liberty single-game franchise record for most minutes played with 51:11 in a 102-96 overtime win over the Indiana Fever.

Janel McCarville also totaled 31 points on 59.1% (13-22) shooting to help lead New York to victory.

2021 GAME-BY-GAME HIGHS

| NEW YORK LIBERTY | | | | | | | | | | |
|------------------|--------------|--------------|------|------|-------|--------------|----------------------------------|------------------------------------|---------------------------|--------|
| Date | Opponent | Team/Opp | Home | Road | Total | High Scoring | High Rebounds | High Assists | Opponent Scoring | Atten. |
| May 14 | INDIANA | W 90- 87 | 1-0 | 0-0 | 1-0 | Laney-30 | Ionescu-6 | Ionescu-11 | K. Mitchell-23 | 1,139 |
| May 16 | @Indiana | W 73- 65 | 1-0 | 1-0 | 2-0 | Laney-20 | Shook-7 | Whitcomb-4 Laney-4 Ionescu-4 | K. Mitchell-16 | |
| May 18 | MINNESOTA | W 86- 75 | 2-0 | 1-0 | 3-0 | Ionescu-26 | Ionescu-10 | Ionescu-12 | Fowles-26 | 815 |
| May 21 | @Washington | L 72-101 | 2-0 | 1-1 | 3-1 | Laney-20 | Whitcomb-7 | Laney-5 Ionescu-5 | Charles-34 | |
| May 23 | @Chicago | W 93- 85 | 2-0 | 2-1 | 4-1 | Laney-20 | Howard-7 | Ionescu-12 | DeShields-22 | 1,332 |
| May 24 | DALLAS | W 88- 81 | 3-0 | 2-1 | 5-1 | Laney-26 | Ionescu-9 | Richards-5 | Ogunbowale-24 | 894 |
| May 29 | ATLANTA | L 87- 90(OT) | 3-1 | 2-1 | 5-2 | Onyenwere-29 | Stokes-6 Laney-6 Stokes-13 | Laney-11 | C. Williams-31 | 1,235 |
| Jun 3 | LAS VEGAS | L 82- 94 | 3-2 | 2-1 | 5-3 | Laney-23 | Stokes-13 | Ionescu-9 | Wilson-30 | 1,389 |
| Jun 5 | @Connecticut | L 64- 85 | 3-2 | 2-2 | 5-4 | Allen-14 | Whitcomb-5 | Laney-6 | J. Jones-31 | 2,118 |
| Jun 13 | @Phoenix | W 85- 83 | 3-2 | 3-2 | 6-4 | Laney-23 | Jones-7 Laney-7 Shook-9 | Laney-10 | Griner-29 | 4,476 |
| Jun 15 | @Las Vegas | L 78-100 | 3-2 | 3-3 | 6-5 | Jones-17 | Whitcomb-6 | Laney-6 | Plum-32 | 2,115 |
| Jun 17 | @Las Vegas | L 76-103 | 3-2 | 3-4 | 6-6 | Laney-20 | Whitcomb-9 | Whitcomb-5 | Plum-18 | |
| Jun 20 | @Los Angeles | W 76- 73 | 3-2 | 4-4 | 7-6 | Allen-19 | Ionescu-8 | Laney-5 | Wheeler-20 | 731 |
| Jun 22 | CHICAGO | L 72- 92 | 3-3 | 4-4 | 7-7 | Laney-18 | Shook-11 | Ionescu-7 | Parker-23 | 1,419 |
| Jun 24 | CHICAGO | L 68- 91 | 3-4 | 4-4 | 7-8 | Onyenwere-16 | | Ionescu-5 | Copper-18 DeShields-18 | 2,148 |

2021 TEAM SCORING HIGHS AND LOWS

| LIBERTY SCORING | HIGH | LOW |
|-----------------|-------------------------|-------------------------|
| 1ST QUARTER | 31 (Indiana 5/16/21) | 14 (2 Times) |
| 2ND QUARTER | 31 (Washington 5/21/21) | 10 (Indiana 5/16/21) |
| 3RD QUARTER | 25 (Chicago 6/24/21) | 12 (Connecticut 6/5/21) |
| 4TH QUARTER | 27 (Dallas 5/24/21) | 8 (Washington 5/21/21) |
| 1ST HALF | 52 (Chicago 5/23/21) | 27 (Chicago 6/24/21) |
| 2ND HALF | 49 (Dallas 5/24/21) | 26 (Washington 5/21/21) |
| 10T | 8 (Atlanta 5/29/21) | 8 (Atlanta 5/29/21) |
| 20T | | |

2021 TEAM HIGHS AND LOWS

Liberty Lows

| | | |
|------------------|------|----------------------|
| Points | 64 | at Connecticut - 6/5 |
| Scoring Margin | -29 | at Washington - 5/21 |
| Field Goals Made | 24 | at Connecticut - 6/5 |
| Field Goals Att. | 55 | at Connecticut - 6/5 |
| Field Goal Pct. | 31.3 | at Las Vegas - 6/17 |
| 3-Point FGs Made | 4 | vs. Chicago - 6/24 |
| 3-Point FGs Att. | 25 | 2 Times |
| 3-Point FG Pct. | 16.0 | vs. Chicago - 6/24 |
| Free Throws Made | 5 | 2 Times |
| Free Throws Att. | 6 | at Connecticut - 6/5 |
| Free Throw Pct. | 64.1 | at Las Vegas - 6/15 |
| Offensive Reb | 3 | 5 Times |
| Defensive Reb | 19 | at Connecticut - 6/5 |
| Total Reb | 22 | at Connecticut - 6/5 |
| Assists | 13 | vs. Chicago - 6/24 |
| Steals | 3 | 2 Times |
| Turnovers | 10 | at Phoenix - 6/13 |
| Blocked Shots | 2 | vs. Indiana - 5/14 |
| Personal Fouls | 9 | vs. Atlanta - 5/29 |

Liberty Highs

| | | |
|------------------|------|----------------------|
| Points | 93 | at Chicago - 5/23 |
| Scoring Margin | 11 | vs. Minnesota - 5/18 |
| Field Goals Made | 36 | at Chicago - 5/23 |
| Field Goals Att. | 81 | vs. Las Vegas - 6/3 |
| Field Goal Pct. | 49.3 | at Chicago - 5/23 |
| 3-Point FGs Made | 14 | 2 Times |
| 3-Point FGs Att. | 34 | vs. Atlanta - 5/29 |
| 3-Point FG Pct. | 50.0 | 2 Times |
| Free Throws Made | 22 | vs. Dallas - 5/24 |
| Free Throws Att. | 27 | vs. Dallas - 5/24 |
| Free Throw Pct. | 90.4 | vs. Atlanta - 5/29 |
| Offensive Reb | 12 | at Chicago - 5/23 |
| Defensive Reb | 37 | vs. Minnesota - 5/18 |
| Total Reb | 40 | 2 Times |
| Assists | 25 | 2 Times |
| Steals | 9 | 2 Times |
| Turnovers | 30 | at LA - 6/20 |
| Blocked Shots | 10 | at Chicago - 5/23 |
| Personal Fouls | 24 | at Las Vegas - 6/17 |

2021 OPPONENT HIGHS AND LOWS

Opponent Lows

| | | |
|------------------|------|----------------------|
| Points | 65 | at Indiana - 5/16 |
| Scoring Margin | -11 | vs. Minnesota - 5/18 |
| Field Goals Made | 25 | at Indiana - 5/16 |
| Field Goals Att. | 74 | vs. Minnesota - 5/18 |
| Field Goal Pct. | 32.4 | at Indiana - 5/16 |
| 3-Point FGs Made | 3 | 3 Times |
| 3-Point FGs Att. | 11 | vs. Las Vegas - 6/3 |
| 3-Point FG Pct. | 13.0 | vs. Minnesota - 5/18 |
| Free Throws Made | 4 | vs. Atlanta - 5/29 |
| Free Throws Att. | 8 | vs. Atlanta - 5/29 |
| Free Throw Pct. | 50.0 | 2 Times |
| Offensive Reb | 7 | vs. Las Vegas - 6/3 |
| Defensive Reb | 23 | vs. Dallas - 5/24 |
| Total Reb | 34 | vs. Dallas - 5/24 |
| Assists | 14 | vs. Indiana - 5/14 |
| Steals | 4 | 2 Times |
| Turnovers | 10 | vs. Minnesota - 5/18 |
| Blocked Shots | 1 | at Las Vegas - 6/15 |
| Personal Fouls | 12 | vs. Chicago - 6/22 |

Opponent Highs

| | | |
|------------------|-------|----------------------|
| Points | 103 | at Las Vegas - 6/17 |
| Scoring Margin | 29 | at Washington - 5/21 |
| Field Goals Made | 40 | at Las Vegas - 6/15 |
| Field Goals Att. | 88 | vs. Indiana - 5/14 |
| Field Goal Pct. | 55.6 | at Las Vegas - 6/15 |
| 3-Point FGs Made | 16 | at Washington - 5/21 |
| 3-Point FGs Att. | 31 | at Washington - 5/21 |
| 3-Point FG Pct. | 51.6 | at Washington - 5/21 |
| Free Throws Made | 26 | vs. Las Vegas - 6/3 |
| Free Throws Att. | 30 | at Las Vegas - 6/17 |
| Free Throw Pct. | 100.0 | vs. Chicago - 6/22 |
| Offensive Reb | 19 | vs. Indiana - 5/14 |
| Defensive Reb | 37 | at Las Vegas - 6/17 |
| Total Reb | 52 | at Las Vegas - 6/17 |
| Assists | 26 | 2 Times |
| Steals | 11 | vs. Atlanta - 5/29 |
| Turnovers | 21 | at Indiana - 5/16 |
| Blocked Shots | 10 | at Las Vegas - 6/17 |
| Personal Fouls | 24 | at Indiana - 5/16 |

LIBERTY PLAYERS IN TOP 10 STATISTICAL RANKINGS (THROUGH 6/24)

POINTS PER GAME:

6th: **Betnijah Laney (19.4)**

ASSISTS PER GAME:

3rd: **Sabrina Ionescu (6.2)**

7th: **Betnijah Laney (5.1)**

THREE POINT FIELD GOAL %:

T-3rd: **Natasha Howard (66.7%)**

T-7th: **Kiah Stokes (50.0%)**

FIELD GOALS MADE:

2nd: **Betnijah Laney (111)**

THREE POINTERS MADE:

T-2nd: **Sami Whitcomb (36)**

FREE THROWS MADE:

T-9th: **Betnijah Laney (52)**

STEALS PER GAME:

5th: **Rebecca Allen (1.6)**

USAGE %:

2nd: **Natasha Howard (30.5%)**

5th: **Betnijah Laney (27.3%)**

2021 LIBERTY TEAM STATISTICAL RANKINGS (THROUGH 6/24)

TRADITIONAL

POINTS PER GAME:

9th: 79.3

REBOUNDS PER GAME:

11th: 33.7

ASSISTS PER GAME:

5th: 19.8

FIELD GOAL %:

8th: 42.3%

THREE POINT FIELD GOAL %:

5th: 35.3%

THREE POINT FIELD GOALS MADE:

1st: 152

THREE POINT FG MADE PER GAME:

T-1st: 10.1

HIGHEST % OF POINTS 3PT:

1st: 38.3%

FREE THROW %:

7th: 79.8%

BLOCKS PER GAME:

7th: 4.3

STEALS PER GAME:

10th: 6.3

FEWEST TURNOVERS PER GAME:

12th: 17.5

PERSONAL FOULS DRAWN PER GAME:

9th: 18.1

ADVANCED

OFFENSIVE RATING:

10th: 94.3

DEFENSIVE RATING:

10th: 103.2

NET RATING:

11th: -8.9

PACE:

2nd: 100.20

ASSIST %:

3rd: 69.4%

EFFECTIVE FIELD GOAL %:

3rd: 49.8%

TRUE SHOOTING %:

4th: 53.4%

LIBERTY SINGLE-GAME RECORDS

Points

40 Cappie Pondexter vs. Indiana July 18, 2010

FG Made

14 6 Times (Most Recent: Tina Charles vs. Connecticut) August 14, 2015

3PT FG Made

7 5 Times (Most Recent: Amanda Zahui B vs. Los Angeles) June 15, 2019

Assists

13 Teresa Weatherspoon vs. Los Angeles July 21, 1998

Rebounds

21 Amanda Zahui B vs. Las Vegas August 29, 2020

Blocks

8 Kiah Stokes vs. Connecticut July 16, 2015

Steals

8 Teresa Weatherspoon vs. Charlotte July 10, 1997

LIBERTY SINGLE-GAME ROOKIE RECORDS

Points

34 Kia Nurse vs. Indiana June 2, 2018

FG Made

12 Sophia Witherspoon August 20, 1997

3PT FG Made

7 Crystal Robinson July 24, 1999

Assists

12 Teresa Weatherspoon vs. Los Angeles August 20, 1997

Rebounds

13 DeTrina White vs. Indiana May 21, 2004

13 Joyner Holmes vs. Phoenix September 5, 2020

Blocks

8 Kiah Stokes vs. Connecticut July 16, 2015

Steals

8 Teresa Weatherspoon vs. Charlotte July 10, 1997



WALT HOPKINS

HEAD COACH (SECOND SEASON)
HARVARD • CALIFORNIA-BERKELEY • NEVADA-RENO

The 2021 WNBA season is Walt Hopkins' second season as the New York Liberty's head coach.

On June 2, 2021, Hopkins was named the WNBA Coach of the Month for May. The honor is the first of Hopkins' career, after leading New York to one of its best starts in over a decade.

Prior to joining the Liberty, Hopkins served as an assistant coach for the Minnesota Lynx since 2017, where he helped accumulate a 63-39 record, three consecutive trips to the WNBA Playoffs and one WNBA Championship.

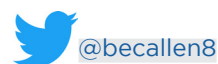
Hopkins has over a decade of experience as a basketball coach at the professional, collegiate, and high school levels. He specializes in: relationship building; providing nuanced individual skill development at every position, improving footwork and shot mechanics, creating and maintaining positive team culture via specific framing and communication strategies, and cultivating positive mindsets in players and coaches.

Prior to joining the Lynx staff, Hopkins served as Academic Coach at the University of California, Berkeley (2014-2016). He also served as the assistant women's basketball coach at Utah Valley University (2013-2014) and Director of Basketball Operations and Player Development Coach for the Tulsa Shock (2013).

Originally from Sparks, Nevada, Hopkins received his bachelor's degree at the University of Nevada-Reno. He also holds master's degrees from Harvard and UC Berkeley, where his studies focused primarily on applying findings from Social, Developmental and Educational Psychology to coaching settings.



FORWARD



#9 REBECCA ALLEN

SIXTH SEASON | WANGARETTA, AUSTRALIA | 6-2 | BORN NOV. 6, 1992 | 2019: 7.2 PPG, 2.5 RPG

- Re-signed with the New York Liberty on April 26, 2021.
- Allen, 28, re-joins the Liberty as the team's longest-tenured member (along with Kiah Stokes) after five seasons with New York. Rebecca, whose most recent season in Seafoam was in 2019, averaged a career-high 7.2 points per game on a team-best 42.6% shooting from three-point territory.

REBECCA'S 2021 GAME-BY-GAME STATS


| DATE | OPPONENT | RESULT | MIN | FGM-A | 3PM-A | FTM-A | OREB | DREB | REB | AST | STL | BLK | TO | PF | PTS |
|---------|----------------|--------|-----|--------|--------|-------|------|------|-----|-----|-----|-----|----|----|-----|
| MAY 14 | INDIANA | W | NWT | -- | -- | -- | -- | -- | -- | -- | -- | -- | -- | -- | -- |
| MAY 16 | AT INDIANA | W | 15 | 1 - 6 | 1 - 5 | 0 - 0 | 0 | 5 | 5 | 2 | 0 | 0 | 1 | 0 | 3 |
| MAY 18 | MINNESOTA | W | 12 | 1 - 6 | 0 - 2 | 4 - 5 | 1 | 2 | 3 | 2 | 1 | 1 | 0 | 2 | 6 |
| MAY 21 | AT WASHINGTON | L | 25 | 3 - 9 | 3 - 8 | 0 - 0 | 0 | 4 | 4 | 0 | 0 | 1 | 2 | 2 | 9 |
| MAY 23 | AT CHICAGO | W | 25 | 5 - 13 | 1 - 4 | 2 - 3 | 3 | 1 | 4 | 1 | 2 | 3 | 1 | 2 | 13 |
| MAY 25 | DALLAS | W | 21 | 2 - 9 | 0 - 3 | 2 - 2 | 0 | 2 | 2 | 1 | 3 | 1 | 0 | 3 | 6 |
| MAY 29 | ATLANTA | L | 8 | 0 - 4 | 0 - 1 | 0 - 0 | 0 | 2 | 2 | 0 | 1 | 0 | 2 | 1 | 0 |
| JUNE 3 | LAS VEGAS | L | 25 | 7 - 16 | 2 - 8 | 0 - 0 | 0 | 2 | 2 | 1 | 2 | 1 | 0 | 1 | 16 |
| JUNE 5 | AT CONNECTICUT | L | 23 | 5 - 10 | 4 - 7 | 0 - 0 | 1 | 1 | 2 | 0 | 2 | 1 | 1 | 3 | 14 |
| JUNE 13 | AT PHOENIX | W | 24 | 3 - 9 | 1 - 5 | 0 - 0 | 2 | 3 | 5 | 1 | 3 | 0 | 2 | 4 | 7 |
| JUNE 15 | AT LAS VEGAS | L | 29 | 2 - 8 | 0 - 4 | 2 - 2 | 0 | 2 | 2 | 1 | 2 | 1 | 0 | 0 | 6 |
| JUNE 17 | AT LAS VEGAS | L | 24 | 4 - 13 | 4 - 8 | 2 - 2 | 1 | 4 | 5 | 1 | 4 | 1 | 0 | 2 | 14 |
| JUNE 20 | AT LOS ANGELES | W | 38 | 5 - 15 | 5 - 11 | 4 - 4 | 1 | 5 | 6 | 3 | 3 | 3 | 1 | 1 | 19 |
| JUNE 22 | CHICAGO | L | 17 | 3 - 9 | 1 - 5 | 0 - 0 | 1 | 0 | 1 | 0 | 0 | 1 | 1 | 1 | 7 |
| JUNE 24 | CHICAGO | L | 23 | 1 - 4 | 0 - 2 | 3 - 4 | 0 | 5 | 5 | 1 | 0 | 2 | 2 | 1 | 5 |
| JUNE 26 | AT ATLANTA | | | | | | | | | | | | | | |
| JUNE 29 | AT ATLANTA | | | | | | | | | | | | | | |
| JULY 3 | WASHINGTON | | | | | | | | | | | | | | |
| JULY 5 | DALLAS | | | | | | | | | | | | | | |
| JULY 9 | AT INDIANA | | | | | | | | | | | | | | |
| JULY 11 | CONNECTICUT | | | | | | | | | | | | | | |
| AUG 15 | AT MINNESOTA | | | | | | | | | | | | | | |
| AUG 18 | SEATTLE | | | | | | | | | | | | | | |
| AUG 20 | SEATTLE | | | | | | | | | | | | | | |
| AUG 22 | LOS ANGELES | | | | | | | | | | | | | | |
| AUG 25 | PHOENIX | | | | | | | | | | | | | | |
| AUG 27 | PHOENIX | | | | | | | | | | | | | | |
| AUG 31 | AT MINNESOTA | | | | | | | | | | | | | | |
| SEPT 2 | AT SEATTLE | | | | | | | | | | | | | | |
| SEPT 11 | AT PHOENIX | | | | | | | | | | | | | | |
| SEPT 15 | AT DALLAS | | | | | | | | | | | | | | |
| SEPT 17 | AT CONNECTICUT | | | | | | | | | | | | | | |
| SEPT 17 | AT WASHINGTON | | | | | | | | | | | | | | |

CAREER REGULAR SEASON HIGHS

| Per Game Highs | Season | Career |
|-----------------------------------|------------------------------|------------------------------|
| Points | 19 (Los Angeles - 6/20/2021) | 28 (Minnesota - 8/13/2019) |
| Rebounds | 6 (Los Angeles - 6/20/2021) | 9 (Seattle - 5/26/2017) |
| Defensive Rebounds | 5 (2 Times) | 7 (Seattle - 5/26/2017) |
| Offensive Rebounds | 3 (Chicago - 5/23/2021) | 3 (2 Times) |
| Assists | 3 (Los Angeles - 6/20/2021) | 4 (Chicago - 8/7/2019) |
| Blocks | 3 (2 Times) | 4 (Chicago - 8/7/2019) |
| Steals | 4 (Las Vegas - 6/17/2021) | 4 (Las Vegas - 6/17/2021) |
| Field Goals Made | 7 (Las Vegas - 6/3/2021) | 11 (Minnesota - 8/13/2019) |
| Field Goals Attempted | 16 (Las Vegas - 6/3/2021) | 16 (Las Vegas - 6/3/2021) |
| Three Point Field Goals Made | 5 (Los Angeles - 6/20/2021) | 6 (2 Times) |
| Three Point Field Goals Attempted | 11 (Los Angeles - 6/20/2021) | 11 (2 Times) |
| Minutes Played | 38 (Los Angeles - 6/20/2021) | 38 (Los Angeles - 6/20/2021) |

CAREER REGULAR SEASON AVERAGES

| YEAR | TEAM | G | GS | MPG | FG% | 3P% | FT% | OREB | DREB | RPG | APG | SPG | BPG | TO | PF | PPG |
|--------|------|-----|----|------|------|------|------|------|------|-----|-----|-----|-----|-----|-----|-----|
| 2015 | NYL | 2 | 0 | 17.0 | 30.0 | 0.0 | 0.0 | 1.0 | 3.5 | 4.5 | 0.0 | 1.5 | 1.0 | 1.5 | 0.5 | 3.0 |
| 2016 | NYL | 21 | 6 | 13.3 | 45.9 | 56.7 | 86.7 | 0.6 | 1.1 | 1.7 | 0.5 | 0.4 | 0.5 | 0.6 | 1.7 | 5.7 |
| 2017 | NYL | 33 | 0 | 9.2 | 37.6 | 34.1 | 33.3 | 0.4 | 1.6 | 2.0 | 0.5 | 0.3 | 0.3 | 0.5 | 1.1 | 2.8 |
| 2018 | NYL | 28 | 0 | 10.4 | 37.6 | 26.3 | 84.0 | 0.5 | 1.3 | 1.7 | 0.3 | 0.3 | 0.3 | 0.5 | 1.3 | 3.8 |
| 2019 | NYL | 24 | 2 | 17.2 | 41.7 | 42.6 | 81.3 | 0.5 | 2.0 | 2.5 | 0.7 | 0.5 | 0.7 | 0.7 | 2.1 | 7.2 |
| 2021 | NYL | 14 | 6 | 22.1 | 32.1 | 30.1 | 86.4 | 0.7 | 2.7 | 3.4 | 1.0 | 1.6 | 1.1 | 0.9 | 1.6 | 8.9 |
| Career | | 122 | 14 | 13.4 | 38.7 | 36.2 | 81.0 | 0.5 | 1.7 | 2.2 | 0.5 | 0.6 | 0.6 | 0.7 | 1.5 | 5.1 |



FORWARD

 @natasha_howard6  @nhoward1033

#6 NATASHA HOWARD

EIGHTH SEASON | FLORIDA STATE '14 | TOLEDO, OH. | 6-2 | BORN SEPT. 2, 1991 | 2020: 9.5 PPG, 7.1 RPG

• On February 8, the Liberty made a blockbuster trade to bring three-time WNBA Champion, Natasha Howard, to New York from the Seattle Storm in exchange for the 2021 No. 1 overall draft pick.

• In Seattle's 2020 Championship season, Howard averaged 9.5 points and 7.1 rebounds per game while shooting 53.0% from the field during the regular season.

NATASHA'S 2021 GAME-BY-GAME STATS

| DATE | OPPONENT | RESULT | MIN | FGM-A | 3PM-A | FTM-A | OREB | DREB | REB | AST | STL | BLK | TO | PF | PTS |
|---------|----------------|--------|-----|--------|-------|-------|------|------|-----|-----|-----|-----|----|----|-----|
| MAY 14 | INDIANA | W | NWT | -- | -- | -- | -- | -- | -- | -- | -- | -- | -- | -- | -- |
| MAY 16 | AT INDIANA | W | NWT | -- | -- | -- | -- | -- | -- | -- | -- | -- | -- | -- | -- |
| MAY 18 | MINNESOTA | W | NWT | -- | -- | -- | -- | -- | -- | -- | -- | -- | -- | -- | -- |
| MAY 21 | AT WASHINGTON | L | NWT | -- | -- | -- | -- | -- | -- | -- | -- | -- | -- | -- | -- |
| MAY 23 | AT CHICAGO | W | 22 | 5 - 10 | 0 - 1 | 2 - 2 | 2 | 5 | 7 | 1 | 0 | 0 | 6 | 3 | 12 |
| MAY 25 | DALLAS | W | 22 | 5 - 8 | 2 - 2 | 5 - 6 | 3 | 3 | 6 | 3 | 0 | 0 | 4 | 2 | 17 |
| MAY 29 | ATLANTA | L | DND | -- | -- | -- | -- | -- | -- | -- | -- | -- | -- | -- | -- |
| JUNE 3 | LAS VEGAS | L | DND | -- | -- | -- | -- | -- | -- | -- | -- | -- | -- | -- | -- |
| JUNE 5 | AT CONNECTICUT | L | DND | -- | -- | -- | -- | -- | -- | -- | -- | -- | -- | -- | -- |
| JUNE 13 | AT PHOENIX | W | DND | -- | -- | -- | -- | -- | -- | -- | -- | -- | -- | -- | -- |
| JUNE 15 | AT LAS VEGAS | L | DND | -- | -- | -- | -- | -- | -- | -- | -- | -- | -- | -- | -- |
| JUNE 17 | AT LAS VEGAS | L | DND | -- | -- | -- | -- | -- | -- | -- | -- | -- | -- | -- | -- |
| JUNE 20 | AT LOS ANGELES | W | DND | -- | -- | -- | -- | -- | -- | -- | -- | -- | -- | -- | -- |
| JUNE 22 | CHICAGO | L | DND | -- | -- | -- | -- | -- | -- | -- | -- | -- | -- | -- | -- |
| JUNE 24 | CHICAGO | L | DND | -- | -- | -- | -- | -- | -- | -- | -- | -- | -- | -- | -- |
| JUNE 26 | AT ATLANTA | | | | | | | | | | | | | | |
| JUNE 29 | AT ATLANTA | | | | | | | | | | | | | | |
| JULY 3 | WASHINGTON | | | | | | | | | | | | | | |
| JULY 5 | DALLAS | | | | | | | | | | | | | | |
| JULY 9 | AT INDIANA | | | | | | | | | | | | | | |
| JULY 11 | CONNECTICUT | | | | | | | | | | | | | | |
| AUG 15 | AT MINNESOTA | | | | | | | | | | | | | | |
| AUG 18 | SEATTLE | | | | | | | | | | | | | | |
| AUG 20 | SEATTLE | | | | | | | | | | | | | | |
| AUG 22 | LOS ANGELES | | | | | | | | | | | | | | |
| AUG 25 | PHOENIX | | | | | | | | | | | | | | |
| AUG 27 | PHOENIX | | | | | | | | | | | | | | |
| AUG 31 | AT MINNESOTA | | | | | | | | | | | | | | |
| SEPT 2 | AT SEATTLE | | | | | | | | | | | | | | |
| SEPT 11 | AT PHOENIX | | | | | | | | | | | | | | |
| SEPT 15 | AT DALLAS | | | | | | | | | | | | | | |
| SEPT 17 | AT CONNECTICUT | | | | | | | | | | | | | | |
| SEPT 17 | AT WASHINGTON | | | | | | | | | | | | | | |

CAREER REGULAR SEASON HIGHS

Per Game Highs

| | |
|-----------------------------------|--------------------------|
| Points | Season |
| Rebounds | 17 (Dallas - 5/24/2021) |
| Defensive Rebounds | 7 (Chicago - 5/23/2021) |
| Offensive Rebounds | 5 (Chicago - 5/23/2021) |
| Assists | 3 (Dallas - 5/24/2021) |
| Blocks | 3 (Dallas - 5/24/2021) |
| Steals | |
| Field Goals Made | 5 (2 Times) |
| Field Goals Attempted | 10 (Chicago - 5/23/2021) |
| Three Point Field Goals Made | 2 (Dallas - 5/24/2021) |
| Three Point Field Goals Attempted | 2 (Dallas - 5/24/2021) |
| Minutes Played | 22 (2 Times) |

Career

| |
|----------------------------|
| 33 (Minnesota - 7/17/2019) |
| 16 (Phoenix - 5/25/2019) |
| 11 (3 Times) |
| 7 (Phoenix - 5/25/2019) |
| 5 (2 Times) |
| 6 (2 Times) |
| 6 (Dallas - 8/8/2019) |
| 12 (Minnesota - 7/17/2019) |
| 21 (2 Times) |
| 4 (Washington - 8/14/2019) |
| 9 (Washington - 8/14/2019) |
| 41 (Atlanta - 5/17/2014) |

CAREER REGULAR SEASON AVERAGES

| YEAR | TEAM | G | GS | MPG | FG% | 3P% | FT% | OREB | DREB | RPG | APG | SPG | BPG | TO | PF | PPG |
|--------|------|-----|-----|------|------|------|------|------|------|-----|-----|-----|-----|-----|-----|------|
| 2014 | IND | 34 | 15 | 16.9 | 44.3 | 0.0 | 59.4 | 1.5 | 1.5 | 3.1 | 0.6 | 0.8 | 0.7 | 1.5 | 2.6 | 7.0 |
| 2015 | IND | 30 | 2 | 11.4 | 37.9 | 0.0 | 72.1 | 0.9 | 1.7 | 2.6 | 0.4 | 0.4 | 0.4 | 0.9 | 2.0 | 4.2 |
| 2016 | MIN | 34 | 1 | 14.6 | 57.4 | 20.0 | 67.7 | 1.2 | 2.4 | 3.6 | 0.8 | 0.7 | 0.8 | 1.1 | 2.9 | 6.7 |
| 2017 | MIN | 34 | 0 | 11.7 | 48.4 | 21.4 | 73.3 | 0.9 | 1.5 | 2.4 | 0.7 | 0.5 | 0.6 | 0.8 | 1.7 | 4.3 |
| 2018 | SEA | 34 | 33 | 25.6 | 54.7 | 32.7 | 79.8 | 2.4 | 4.1 | 6.4 | 1.0 | 1.3 | 2.0 | 1.9 | 3.7 | 13.2 |
| 2019 | SEA | 34 | 34 | 31.4 | 43.9 | 30.8 | 81.0 | 2.7 | 5.5 | 8.2 | 2.1 | 2.2 | 1.7 | 2.9 | 2.9 | 18.1 |
| 2021 | NYL | 2 | 2 | 22.0 | 55.6 | 66.7 | 87.5 | 2.5 | 4.0 | 6.5 | 2.0 | 0.0 | 0.0 | 5.0 | 2.5 | 14.5 |
| Career | | 224 | 109 | 19.0 | 48.3 | 30.8 | 74.9 | 1.7 | 3.0 | 4.7 | 1.0 | 1.1 | 1.0 | 1.6 | 2.7 | 9.1 |



GUARD



#20 SABRINA IONESCU

SECOND SEASON | OREGON '20 | WALNUT CREEK, CALIF. | 5-11 | BORN DEC. 6, 1997 | 2020: 18.3 PPG, 4.7 RPG, 4.0 APG

- Sabrina Ionescu was selected 1st overall in the 2020 WNBA Draft by the New York Liberty, which was the team's first overall selection in franchise history.
- In her three-game rookie season, Sabrina averaged 18.3 points, 4.7 rebounds and 4.0 assists while shooting 45.2% from the floor; including a 33-point breakout performance against Dallas.

SABRINA'S 2021 GAME-BY-GAME STATS

| DATE | OPPONENT | RESULT | MIN | FGM-A | 3PM-A | FTM-A | OREB | DREB | REB | AST | STL | BLK | TO | PF | PTS |
|---------|----------------|--------|-----|--------|--------|-------|------|------|-----|-----|-----|-----|----|----|-----|
| MAY 14 | INDIANA | W | 37 | 7 - 18 | 4 - 8 | 7 - 7 | 0 | 6 | 6 | 11 | 1 | 0 | 2 | 3 | 25 |
| MAY 16 | AT INDIANA | W | 31 | 3 - 9 | 2 - 4 | 4 - 5 | 0 | 5 | 5 | 4 | 0 | 0 | 8 | 4 | 12 |
| MAY 18 | MINNESOTA | W | 37 | 7 - 16 | 4 - 7 | 8 - 9 | 0 | 10 | 10 | 12 | 0 | 1 | 3 | 0 | 26 |
| MAY 21 | AT WASHINGTON | L | 31 | 3 - 9 | 1 - 4 | 3 - 3 | 2 | 4 | 6 | 5 | 0 | 0 | 4 | 2 | 10 |
| MAY 23 | AT CHICAGO | W | 36 | 7 - 13 | 5 - 10 | 0 - 0 | 0 | 5 | 5 | 12 | 1 | 3 | 4 | 2 | 19 |
| MAY 25 | DALLAS | W | 27 | 3 - 6 | 2 - 4 | 7 - 8 | 3 | 6 | 9 | 3 | 1 | 1 | 4 | 2 | 15 |
| MAY 29 | ATLANTA | L | 39 | 2 - 11 | 2 - 7 | 0 - 1 | 1 | 4 | 5 | 3 | 0 | 0 | 2 | 2 | 6 |
| JUNE 3 | LAS VEGAS | L | 32 | 2 - 13 | 1 - 6 | 0 - 0 | 2 | 7 | 9 | 9 | 0 | 0 | 4 | 2 | 5 |
| JUNE 5 | AT CONNECTICUT | L | 29 | 2 - 6 | 1 - 3 | 0 - 0 | 0 | 3 | 3 | 5 | 1 | 1 | 1 | 2 | 5 |
| JUNE 13 | AT PHOENIX | W | DND | -- | -- | -- | -- | -- | -- | -- | -- | -- | -- | -- | -- |
| JUNE 15 | AT LAS VEGAS | L | DND | -- | -- | -- | -- | -- | -- | -- | -- | -- | -- | -- | -- |
| JUNE 17 | AT LAS VEGAS | L | 15 | 0 - 5 | 0 - 3 | 1 - 2 | 1 | 2 | 3 | 3 | 0 | 0 | 0 | 0 | 1 |
| JUNE 20 | AT LOS ANGELES | W | 21 | 2 - 8 | 1 - 7 | 4 - 5 | 3 | 3 | 6 | 2 | 2 | 0 | 3 | 1 | 9 |
| JUNE 22 | CHICAGO | L | 27 | 1 - 5 | 1 - 4 | 3 - 3 | 0 | 8 | 8 | 7 | 1 | 0 | 1 | 2 | 6 |
| JUNE 24 | CHICAGO | L | 13 | 0 - 2 | 0 - 1 | 2 - 2 | 0 | 2 | 2 | 5 | 0 | 0 | 1 | 0 | 2 |
| JUNE 26 | AT ATLANTA | | | | | | | | | | | | | | |
| JUNE 29 | AT ATLANTA | | | | | | | | | | | | | | |
| JULY 3 | WASHINGTON | | | | | | | | | | | | | | |
| JULY 5 | DALLAS | | | | | | | | | | | | | | |
| JULY 9 | AT INDIANA | | | | | | | | | | | | | | |
| JULY 11 | CONNECTICUT | | | | | | | | | | | | | | |
| AUG 15 | AT MINNESOTA | | | | | | | | | | | | | | |
| AUG 18 | SEATTLE | | | | | | | | | | | | | | |
| AUG 20 | SEATTLE | | | | | | | | | | | | | | |
| AUG 22 | LOS ANGELES | | | | | | | | | | | | | | |
| AUG 25 | PHOENIX | | | | | | | | | | | | | | |
| AUG 27 | PHOENIX | | | | | | | | | | | | | | |
| AUG 31 | AT MINNESOTA | | | | | | | | | | | | | | |
| SEPT 2 | AT SEATTLE | | | | | | | | | | | | | | |
| SEPT 11 | AT PHOENIX | | | | | | | | | | | | | | |
| SEPT 15 | AT DALLAS | | | | | | | | | | | | | | |
| SEPT 17 | AT CONNECTICUT | | | | | | | | | | | | | | |
| SEPT 17 | AT WASHINGTON | | | | | | | | | | | | | | |

CAREER REGULAR SEASON HIGHS

Per Game Highs

| | |
|-----------------------------------|-----------------------------|
| Points | 26 (Minnesota - 5/18/2021) |
| Rebounds | 10 (Minnesota - 5/18/2021) |
| Defensive Rebounds | 10 (Minnesota - 5/18/2021) |
| Offensive Rebounds | 3 (2 Times) |
| Assists | 12 (2 Times) |
| Blocks | 3 (Chicago - 5/23/2021) |
| Steals | 2 (Los Angeles - 6/20/2021) |
| Field Goals Made | 7 (3 Times) |
| Field Goals Attempted | 18 (Indiana - 5/14/2021) |
| Three Point Field Goals Made | 5 (Chicago - 5/23/2021) |
| Three Point Field Goals Attempted | 10 (Chicago - 5/23/2021) |
| Minutes Played | 39 (Atlanta - 5/29/2021) |

Career

| | |
|-----------------------------------|-----------------------------|
| Points | 33 (Dallas - 7/29/2020) |
| Rebounds | 10 (Minnesota - 5/18/2021) |
| Defensive Rebounds | 10 (Minnesota - 5/18/2021) |
| Offensive Rebounds | 3 (2 Times) |
| Assists | 12 (2 Times) |
| Blocks | 3 (Chicago - 5/23/2021) |
| Steals | 2 (Los Angeles - 6/20/2021) |
| Field Goals Made | 11 (Dallas - 7/29/2020) |
| Field Goals Attempted | 20 (Dallas - 7/29/2020) |
| Three Point Field Goals Made | 6 (Dallas - 7/29/2020) |
| Three Point Field Goals Attempted | 10 (2 Times) |
| Minutes Played | 39 (Atlanta - 5/29/2021) |

CAREER REGULAR SEASON AVERAGES

| YEAR | TEAM | G | GS | MPG | FG% | 3P% | FT% | OREB | DREB | RPG | APG | SPG | BPG | TO | PF | PPG |
|--------|------|----|----|------|------|------|------|------|------|-----|-----|-----|-----|-----|-----|------|
| 2020 | NYL | 3 | 3 | 26.7 | 45.2 | 35.0 | 100 | 0.7 | 4.0 | 4.7 | 4.0 | 0.7 | 0.0 | 4.3 | 1.3 | 18.3 |
| 2021 | NYL | 13 | 9 | 28.9 | 32.2 | 35.3 | 86.7 | 0.9 | 5.0 | 5.9 | 6.2 | 0.5 | 0.5 | 2.9 | 1.7 | 10.8 |
| Career | | 16 | 12 | 28.5 | 35.6 | 35.2 | 89.1 | 0.9 | 4.8 | 5.7 | 5.8 | 0.6 | 0.4 | 3.1 | 1.6 | 12.3 |



GUARD



@jazmine.jones4



@Jazmine_Jones4

#4 JAZMINE JONES

SECOND SEASON | LOUISVILLE '20 | TALLAHASSEE, FLA. | 6-0 | BORN OCT. 15, 1996 | 2020: 10.8 PPG, 4.1 RPG, 2.3 APG

- Named to the 2020 WNBA All-Rookie Team, the Liberty's first selection since 2015.
- Ranked fourth among rookies in scoring (10.8 PPG), third in rebounding (4.1 RPG) and first in steals (1.4 SPG).

JAZMINE'S 2021 GAME-BY-GAME STATS

| DATE | OPPONENT | RESULT | MIN | FGM-A | 3PM-A | FTM-A | OREB | DREB | REB | AST | STL | BLK | TO | PF | PTS |
|---------|----------------|--------|-----|--------|-------|-------|------|------|-----|-----|-----|-----|----|----|-----|
| MAY 14 | INDIANA | W | 14 | 0 - 1 | 0 - 1 | 0 - 0 | 0 | 1 | 1 | 0 | 0 | 1 | 2 | 3 | 0 |
| MAY 16 | AT INDIANA | W | 16 | 4 - 7 | 2 - 2 | 0 - 0 | 1 | 1 | 2 | 2 | 2 | 1 | 1 | 3 | 10 |
| MAY 18 | MINNESOTA | W | 11 | 1 - 4 | 0 - 1 | 0 - 0 | 0 | 2 | 2 | 1 | 0 | 1 | 2 | 2 | 2 |
| MAY 21 | AT WASHINGTON | L | 24 | 1 - 5 | 0 - 1 | 1 - 2 | 0 | 1 | 1 | 3 | 1 | 1 | 2 | 1 | 3 |
| MAY 23 | AT CHICAGO | W | 10 | 1 - 1 | 1 - 1 | 0 - 0 | 0 | 3 | 3 | 1 | 0 | 0 | 2 | 2 | 3 |
| MAY 25 | DALLAS | W | 18 | 2 - 4 | 0 - 1 | 1 - 2 | 1 | 2 | 3 | 1 | 1 | 0 | 1 | 3 | 5 |
| MAY 29 | ATLANTA | L | 13 | 1 - 3 | 0 - 0 | 2 - 2 | 0 | 4 | 4 | 0 | 0 | 0 | 3 | 0 | 4 |
| JUNE 3 | LAS VEGAS | L | 4 | 0 - 1 | 0 - 0 | 0 - 0 | 1 | 1 | 2 | 2 | 0 | 0 | 2 | 3 | 0 |
| JUNE 5 | AT CONNECTICUT | L | 19 | 2 - 5 | 0 - 1 | 4 - 4 | 0 | 3 | 3 | 3 | 0 | 0 | 3 | 4 | 8 |
| JUNE 13 | AT PHOENIX | W | 21 | 6 - 13 | 1 - 1 | 3 - 4 | 3 | 4 | 7 | 1 | 0 | 0 | 1 | 4 | 16 |
| JUNE 15 | AT LAS VEGAS | L | 27 | 6 - 8 | 3 - 4 | 2 - 3 | 0 | 0 | 0 | 3 | 2 | 1 | 1 | 4 | 17 |
| JUNE 17 | AT LAS VEGAS | L | 24 | 3 - 14 | 2 - 7 | 0 - 0 | 1 | 2 | 3 | 1 | 2 | 0 | 3 | 6 | 8 |
| JUNE 20 | AT LOS ANGELES | W | 13 | 0 - 3 | 0 - 0 | 0 - 0 | 1 | 1 | 2 | 2 | 0 | 0 | 4 | 2 | 0 |
| JUNE 22 | CHICAGO | L | 25 | 5 - 8 | 1 - 2 | 0 - 0 | 0 | 5 | 5 | 0 | 0 | 2 | 4 | 2 | 11 |
| JUNE 24 | CHICAGO | L | 23 | 2 - 6 | 1 - 3 | 1 - 1 | 0 | 3 | 3 | 1 | 0 | 0 | 0 | 4 | 6 |
| JUNE 26 | AT ATLANTA | | | | | | | | | | | | | | |
| JUNE 29 | AT ATLANTA | | | | | | | | | | | | | | |
| JULY 3 | WASHINGTON | | | | | | | | | | | | | | |
| JULY 5 | DALLAS | | | | | | | | | | | | | | |
| JULY 9 | AT INDIANA | | | | | | | | | | | | | | |
| JULY 11 | CONNECTICUT | | | | | | | | | | | | | | |
| AUG 15 | AT MINNESOTA | | | | | | | | | | | | | | |
| AUG 18 | SEATTLE | | | | | | | | | | | | | | |
| AUG 20 | SEATTLE | | | | | | | | | | | | | | |
| AUG 22 | LOS ANGELES | | | | | | | | | | | | | | |
| AUG 25 | PHOENIX | | | | | | | | | | | | | | |
| AUG 27 | PHOENIX | | | | | | | | | | | | | | |
| AUG 31 | AT MINNESOTA | | | | | | | | | | | | | | |
| SEPT 2 | AT SEATTLE | | | | | | | | | | | | | | |
| SEPT 11 | AT PHOENIX | | | | | | | | | | | | | | |
| SEPT 15 | AT DALLAS | | | | | | | | | | | | | | |
| SEPT 17 | AT CONNECTICUT | | | | | | | | | | | | | | |
| SEPT 17 | AT WASHINGTON | | | | | | | | | | | | | | |

CAREER REGULAR SEASON HIGHS

Per Game Highs

| |
|-----------------------------------|
| Points |
| Rebounds |
| Defensive Rebounds |
| Offensive Rebounds |
| Assists |
| Blocks |
| Steals |
| Field Goals Made |
| Field Goals Attempted |
| Three Point Field Goals Made |
| Three Point Field Goals Attempted |
| Minutes Played |

Season

| |
|----------------------------|
| 17 (Las Vegas - 6/15/2021) |
| 7 (Phoenix - 6/13/2021) |
| 5 (Chicago - 6/22/2021) |
| 3 (Phoenix - 6/13/2021) |
| 3 (3 Times) |
| 2 (Chicago - 6/22/2021) |
| 2 (3 Times) |
| 6 (2 Times) |
| 14 (Las Vegas - 6/17/2021) |
| 3 (Las Vegas - 6/15/2021) |
| 7 (Las Vegas - 6/17/2021) |
| 27 (Las Vegas - 6/15/2021) |

Career

| |
|------------------------------|
| 24 (Los Angeles - 8/11/2020) |
| 10 (Indiana - 9/10/2020) |
| 9 (Indiana - 9/10/2020) |
| 3 (2 Times) |
| 6 (Washington - 9/12/2020) |
| 2 (4 Times) |
| 5 (Los Angeles - 8/11/2020) |
| 8 (2 Times) |
| 16 (Los Angeles - 8/11/2020) |
| 3 (Las Vegas - 6/15/2021) |
| 7 (Las Vegas - 6/17/2021) |
| 33 (Washington - 9/12/2020) |

CAREER REGULAR SEASON AVERAGES

| YEAR | TEAM | G | GS | MPG | FG% | 3P% | FT% | OREB | DREB | RPG | APG | SPG | BPG | TO | PF | PPG |
|---------------|------|-----------|----------|-------------|-------------|-------------|-------------|------------|------------|------------|------------|------------|------------|------------|------------|------------|
| 2020 | NYL | 19 | 1 | 20.8 | 38.9 | 31.0 | 77.9 | 0.8 | 3.1 | 3.9 | 2.2 | 1.5 | 0.5 | 2.7 | 3.0 | 10.3 |
| 2021 | NYL | 15 | 0 | 17.5 | 41.0 | 44.0 | 77.8 | 0.5 | 2.2 | 2.7 | 1.4 | 0.5 | 0.5 | 2.1 | 2.9 | 6.2 |
| Career | | 35 | 2 | 19.7 | 40.6 | 37.1 | 78.6 | 0.7 | 2.7 | 3.5 | 1.9 | 1.0 | 0.5 | 2.5 | 2.9 | 8.8 |



GUARD/FORWARD



#44 BETNIJAH LANEY

FIFTH SEASON | RUTGERS '15 | CLAYTON, DEL. | 6-0 | BORN OCT. 29, 1993 | 2020: 17.2 PPG, 3.0 RPG, 3.7 APG

• Laney, the WNBA's 2020 Most Improved Player, joins New York after a career-best season with Atlanta, where she averaged 17.2 points, 4.9 rebounds, and 4.0 assists per contest, while shooting 48.1% from the field and 40.5% from beyond the arc.

• Laney's 2020 performance also garnered her a spot on the WNBA All-Defensive First Team.

BETNIJAH'S 2021 GAME-BY-GAME STATS

| DATE | OPPONENT | RESULT | MIN | FGM-A | 3PM-A | FTM-A | OREB | DREB | REB | AST | STL | BLK | TO | PF | PTS |
|---------|----------------|--------|-----|---------|-------|---------|------|------|-----|-----|-----|-----|----|----|-----|
| MAY 14 | INDIANA | W | 38 | 11 - 18 | 4 - 5 | 4 - 6 | 0 | 5 | 5 | 2 | 0 | 0 | 2 | 3 | 30 |
| MAY 16 | AT INDIANA | W | 33 | 6 - 17 | 2 - 7 | 6 - 7 | 0 | 2 | 2 | 4 | 1 | 0 | 6 | 4 | 20 |
| MAY 18 | MINNESOTA | W | 32 | 8 - 12 | 2 - 2 | 2 - 2 | 0 | 2 | 2 | 5 | 0 | 0 | 4 | 3 | 20 |
| MAY 21 | AT WASHINGTON | L | 34 | 9 - 18 | 2 - 4 | 0 - 0 | 1 | 4 | 5 | 5 | 2 | 1 | 4 | 2 | 20 |
| MAY 23 | AT CHICAGO | W | 34 | 8 - 14 | 1 - 2 | 3 - 5 | 3 | 3 | 6 | 5 | 0 | 0 | 7 | 3 | 20 |
| MAY 25 | DALLAS | W | 35 | 9 - 15 | 1 - 3 | 7 - 9 | 0 | 2 | 2 | 3 | 0 | 0 | 1 | 4 | 26 |
| MAY 29 | ATLANTA | L | 41 | 4 - 12 | 0 - 2 | 12 - 12 | 0 | 6 | 6 | 11 | 2 | 0 | 7 | 2 | 20 |
| JUNE 3 | LAS VEGAS | L | 36 | 9 - 21 | 1 - 5 | 4 - 5 | 1 | 4 | 5 | 3 | 0 | 0 | 2 | 2 | 23 |
| JUNE 5 | AT CONNECTICUT | L | 31 | 4 - 12 | 0 - 3 | 0 - 0 | 0 | 2 | 2 | 6 | 1 | 0 | 4 | 2 | 8 |
| JUNE 13 | AT PHOENIX | W | 36 | 9 - 19 | 3 - 9 | 2 - 2 | 1 | 6 | 7 | 10 | 0 | 0 | 1 | 1 | 23 |
| JUNE 15 | AT LAS VEGAS | L | 30 | 7 - 12 | 0 - 1 | 1 - 5 | 0 | 2 | 2 | 6 | 0 | 1 | 8 | 4 | 15 |
| JUNE 17 | AT LAS VEGAS | L | 25 | 7 - 14 | 1 - 3 | 5 - 7 | 1 | 3 | 4 | 4 | 0 | 0 | 1 | 1 | 20 |
| JUNE 20 | AT LOS ANGELES | W | 34 | 6 - 10 | 0 - 2 | 2 - 2 | 0 | 5 | 5 | 5 | 1 | 0 | 9 | 4 | 14 |
| JUNE 22 | CHICAGO | L | 25 | 7 - 12 | 0 - 2 | 4 - 5 | 1 | 4 | 5 | 5 | 0 | 0 | 3 | 1 | 18 |
| JUNE 24 | CHICAGO | L | 33 | 7 - 13 | 0 - 1 | 0 - 2 | 2 | 3 | 5 | 3 | 0 | 0 | 6 | 3 | 14 |
| JUNE 26 | AT ATLANTA | | | | | | | | | | | | | | |
| JUNE 29 | AT ATLANTA | | | | | | | | | | | | | | |
| JULY 3 | WASHINGTON | | | | | | | | | | | | | | |
| JULY 5 | DALLAS | | | | | | | | | | | | | | |
| JULY 9 | AT INDIANA | | | | | | | | | | | | | | |
| JULY 11 | CONNECTICUT | | | | | | | | | | | | | | |
| AUG 15 | AT MINNESOTA | | | | | | | | | | | | | | |
| AUG 18 | SEATTLE | | | | | | | | | | | | | | |
| AUG 20 | SEATTLE | | | | | | | | | | | | | | |
| AUG 22 | LOS ANGELES | | | | | | | | | | | | | | |
| AUG 25 | PHOENIX | | | | | | | | | | | | | | |
| AUG 27 | PHOENIX | | | | | | | | | | | | | | |
| AUG 31 | AT MINNESOTA | | | | | | | | | | | | | | |
| SEPT 2 | AT SEATTLE | | | | | | | | | | | | | | |
| SEPT 11 | AT PHOENIX | | | | | | | | | | | | | | |
| SEPT 15 | AT DALLAS | | | | | | | | | | | | | | |
| SEPT 17 | AT CONNECTICUT | | | | | | | | | | | | | | |
| SEPT 17 | AT WASHINGTON | | | | | | | | | | | | | | |

CAREER REGULAR SEASON HIGHS

Per Game Highs

| | |
|-----------------------------------|---------------------------|
| Points | 30 (Indiana - 5/14/2021) |
| Rebounds | 7 (Phoenix - 6/13/2021) |
| Defensive Rebounds | 6 (2 Times) |
| Offensive Rebounds | 3 (Chicago - 5/23/2021) |
| Assists | 11 (Atlanta - 5/29/2021) |
| Blocks | 1 (2 Times) |
| Steals | 2 (2 Times) |
| Field Goals Made | 11 (Indiana - 5/14/2021) |
| Field Goals Attempted | 21 (Las Vegas - 6/3/2021) |
| Three Point Field Goals Made | 4 (Indiana - 5/14/2021) |
| Three Point Field Goals Attempted | 9 (Phoenix - 6/13/2021) |
| Minutes Played | 41 (Atlanta - 5/29/2021) |

Career

| |
|------------------------------|
| 35 (Washington - 8/19/2020) |
| 11 (Dallas - 6/13/2019) |
| 9 (Las Vegas - 7/10/2019) |
| 6 (Dallas - 6/13/2019) |
| 11 (2 Times) |
| 2 (Atlanta - 6/19/2015) |
| 4 (5 Times) |
| 14 (Washington - 8/19/2020) |
| 24 (Washington - 8/19/2020) |
| 4 (2 Times) |
| 9 (Phoenix - 6/13/2021) |
| 43 (Los Angeles - 8/21/2020) |

CAREER REGULAR SEASON AVERAGES

| YEAR | TEAM | G | GS | MPG | FG% | 3P% | FT% | OREB | DREB | RPG | APG | SPG | BPG | TO | PF | PPG |
|---------------|------|------------|-----------|-------------|-------------|-------------|-------------|------------|------------|------------|------------|------------|------------|------------|------------|------------|
| 2015 | CHI | 32 | 2 | 12.8 | 39.4 | 0.0 | 69.6 | 0.6 | 1.6 | 2.1 | 0.6 | 0.5 | 0.2 | 0.6 | 1.3 | 2.9 |
| 2016 | CHI | 8 | 1 | 5.3 | 16.7 | 0.0 | 100 | 0.1 | 0.5 | 0.6 | 0.1 | 0.1 | 0.0 | 0.3 | 0.8 | 1.0 |
| 2018 | CON | 29 | 0 | 9.3 | 47.1 | 11.1 | 90.9 | 0.7 | 1.0 | 1.7 | 0.7 | 0.4 | 0.0 | 0.6 | 0.7 | 2.7 |
| 2019 | IND | 34 | 27 | 25.8 | 36.2 | 30.3 | 58.1 | 0.9 | 3.3 | 4.2 | 1.7 | 1.4 | 0.1 | 1.4 | 1.6 | 5.6 |
| 2020 | ATL | 22 | 22 | 33.3 | 48.1 | 40.5 | 82.7 | 1.1 | 3.8 | 4.9 | 4.0 | 1.6 | 0.1 | 3.0 | 2.6 | 17.2 |
| 2021 | NYL | 15 | 15 | 33.2 | 50.7 | 33.3 | 75.4 | 0.7 | 3.5 | 4.2 | 5.1 | 0.5 | 0.1 | 4.3 | 2.6 | 19.4 |
| Career | | 140 | 67 | 20.2 | 44.5 | 32.9 | 76.1 | 0.8 | 2.4 | 3.1 | 1.9 | 0.8 | 0.1 | 1.5 | 1.6 | 7.4 |



FORWARD

#0 LEIONNA ODOM

SECOND SEASON | DUKE '20 | LOMPOC, CALIF. | 6-2 | BORN APRIL 5, 1997 | 2020: 5.5 PPG, 2.3 RPG

- Odom appeared in all 22 games in 2020, starting in 16, which was the most of any Liberty rookie.
- Neah averaged 5.5 points and 2.3 rebounds in 20.6 minutes per contest; also led the Liberty with a team-best 49.0% field goal percentage last season.

LEIONNA'S 2021 GAME-BY-GAME STATS

| DATE | OPPONENT | RESULT | MIN | FGM-A | 3PM-A | FTM-A | OREB | DREB | REB | AST | STL | BLK | TO | PF | PTS |
|---------|----------------|--------|-----|-------|-------|-------|------|------|-----|-----|-----|-----|----|----|-----|
| MAY 14 | INDIANA | W | DND | -- | -- | -- | -- | -- | -- | -- | -- | -- | -- | -- | -- |
| MAY 16 | AT INDIANA | W | DND | -- | -- | -- | -- | -- | -- | -- | -- | -- | -- | -- | -- |
| MAY 18 | MINNESOTA | W | DND | -- | -- | -- | -- | -- | -- | -- | -- | -- | -- | -- | -- |
| MAY 21 | AT WASHINGTON | L | DNP | -- | -- | -- | -- | -- | -- | -- | -- | -- | -- | -- | -- |
| MAY 23 | AT CHICAGO | W | DNP | -- | -- | -- | -- | -- | -- | -- | -- | -- | -- | -- | -- |
| MAY 25 | DALLAS | W | DNP | -- | -- | -- | -- | -- | -- | -- | -- | -- | -- | -- | -- |
| MAY 29 | ATLANTA | L | DNP | -- | -- | -- | -- | -- | -- | -- | -- | -- | -- | -- | -- |
| JUNE 3 | LAS VEGAS | L | 12 | 3 - 3 | 1 - 1 | 0 - 0 | 1 | 0 | 1 | 1 | 1 | 1 | 1 | 2 | 7 |
| JUNE 5 | AT CONNECTICUT | L | 13 | 2 - 3 | 1 - 2 | 0 - 0 | 0 | 1 | 1 | 0 | 0 | 1 | 2 | 3 | 5 |
| JUNE 13 | AT PHOENIX | W | 14 | 2 - 3 | 0 - 1 | 0 - 0 | 0 | 1 | 1 | 0 | 0 | 0 | 0 | 2 | 4 |
| JUNE 15 | AT LAS VEGAS | L | 17 | 2 - 4 | 1 - 2 | 0 - 0 | 0 | 0 | 0 | 2 | 1 | 1 | 2 | 2 | 5 |
| JUNE 17 | AT LAS VEGAS | L | 14 | 0 - 3 | 0 - 1 | 0 - 0 | 1 | 1 | 2 | 2 | 0 | 0 | 2 | 1 | 0 |
| JUNE 20 | AT LOS ANGELES | W | DNP | -- | -- | -- | -- | -- | -- | -- | -- | -- | -- | -- | -- |
| JUNE 22 | CHICAGO | L | 19 | 4 - 8 | 0 - 2 | 0 - 1 | 0 | 0 | 0 | 1 | 0 | 0 | 0 | 1 | 8 |
| JUNE 24 | CHICAGO | L | 11 | 1 - 3 | 0 - 2 | 0 - 0 | 0 | 0 | 0 | 0 | 1 | 0 | 1 | 0 | 2 |
| JUNE 26 | AT ATLANTA | | | | | | | | | | | | | | |
| JUNE 29 | AT ATLANTA | | | | | | | | | | | | | | |
| JULY 3 | WASHINGTON | | | | | | | | | | | | | | |
| JULY 5 | DALLAS | | | | | | | | | | | | | | |
| JULY 9 | AT INDIANA | | | | | | | | | | | | | | |
| JULY 11 | CONNECTICUT | | | | | | | | | | | | | | |
| AUG 15 | AT MINNESOTA | | | | | | | | | | | | | | |
| AUG 18 | SEATTLE | | | | | | | | | | | | | | |
| AUG 20 | SEATTLE | | | | | | | | | | | | | | |
| AUG 22 | LOS ANGELES | | | | | | | | | | | | | | |
| AUG 25 | PHOENIX | | | | | | | | | | | | | | |
| AUG 27 | PHOENIX | | | | | | | | | | | | | | |
| AUG 31 | AT MINNESOTA | | | | | | | | | | | | | | |
| SEPT 2 | AT SEATTLE | | | | | | | | | | | | | | |
| SEPT 11 | AT PHOENIX | | | | | | | | | | | | | | |
| SEPT 15 | AT DALLAS | | | | | | | | | | | | | | |
| SEPT 17 | AT CONNECTICUT | | | | | | | | | | | | | | |
| SEPT 17 | AT WASHINGTON | | | | | | | | | | | | | | |

CAREER REGULAR SEASON HIGHS

Per Game Highs

| | |
|-----------------------------------|---------------------------|
| Points | 8 (Chicago - 6/22/2021) |
| Rebounds | 2 (Las Vegas - 6/17/2021) |
| Defensive Rebounds | (3 Times) |
| Offensive Rebounds | (2 Times) |
| Assists | 2 (2 Times) |
| Blocks | 1 (3 Times) |
| Steals | 1 (2 Times) |
| Field Goals Made | 4 (Chicago - 6/22/2021) |
| Field Goals Attempted | 8 (Chicago - 6/22/2021) |
| Three Point Field Goals Made | 1 (3 Times) |
| Three Point Field Goals Attempted | 2 (2 Times) |
| Minutes Played | 19 (Chicago - 6/22/2021) |

Career

| |
|-------------------------|
| 20 (Dallas - 9/13/2020) |
| 7 (Phoenix - 9/5/2020) |
| 3 (2 Times) |
| 4 (3 Times) |
| 3 (Chicago - 8/20/2020) |
| 1 (11 Times) |
| 3 (Dallas - 9/13/2020) |
| 10 (Dallas - 9/13/2020) |
| 12 (Dallas - 9/13/2020) |
| 1 (8 Times) |
| 4 (Atlanta - 9/3/2020) |
| 33 (Phoenix - 9/5/2020) |

CAREER REGULAR SEASON AVERAGES

| YEAR | TEAM | G | GS | MPG | FG% | 3P% | FT% | OREB | DREB | RPG | APG | SPG | BPG | TO | PF | PPG |
|---------------|------|-----------|-----------|-------------|-------------|-------------|-------------|------------|------------|------------|------------|------------|------------|------------|------------|------------|
| 2020 | NYL | 21 | 16 | 20.1 | 44.2 | 26.3 | 87.0 | 1.6 | 0.8 | 2.3 | 0.7 | 0.6 | 0.3 | 0.7 | 1.7 | 4.8 |
| 2021 | NYL | 7 | 0 | 14.3 | 51.9 | 27.3 | 0.0 | 0.3 | 0.4 | 0.7 | 0.9 | 0.4 | 0.4 | 1.1 | 1.6 | 4.4 |
| Career | | 29 | 16 | 19.1 | 49.6 | 25.8 | 83.3 | 1.2 | 0.7 | 1.9 | 0.8 | 0.6 | 0.4 | 0.8 | 1.7 | 5.2 |



FORWARD



@michaela_o21



@monyenwere_

#21 MICHAELA ONYENWERE

ROOKIE SEASON | UCLA '21 | AURORA, COLO. | 6-0 | BORN AUG. 10, 1999 | 2021 DRAFT: 6TH OVERALL

- At UCLA, Onyenwere averaged 19.1 points and 7.2 rebounds while shooting 42.1% in her senior campaign, leading the Bruins to a Sweet Sixteen appearance.
- A four-year letter winner, she finished her collegiate career as the fourth overall leading scorer in program history (1,888 points).

MICHAELA'S 2021 GAME-BY-GAME STATS

| DATE | OPPONENT | RESULT | MIN | FGM-A | 3PM-A | FTM-A | OREB | DREB | REB | AST | STL | BLK | TO | PF | PTS |
|---------|----------------|--------|-----|---------|--------|-------|------|------|-----|-----|-----|-----|----|----|-----|
| MAY 14 | INDIANA | W | 29 | 6 - 12 | 3 - 6 | 3 - 3 | 1 | 4 | 5 | 1 | 1 | 0 | 0 | 3 | 18 |
| MAY 16 | AT INDIANA | W | 25 | 4 - 7 | 1 - 2 | 2 - 3 | 1 | 4 | 5 | 0 | 1 | 0 | 2 | 2 | 11 |
| MAY 18 | MINNESOTA | W | 30 | 3 - 11 | 1 - 4 | 0 - 0 | 0 | 2 | 2 | 1 | 0 | 1 | 1 | 3 | 7 |
| MAY 21 | AT WASHINGTON | L | 10 | 2 - 7 | 1 - 3 | 0 - 0 | 0 | 1 | 1 | 0 | 0 | 0 | 0 | 2 | 5 |
| MAY 23 | AT CHICAGO | W | 21 | 4 - 9 | 2 - 4 | 0 - 0 | 2 | 2 | 4 | 0 | 0 | 1 | 0 | 1 | 10 |
| MAY 25 | DALLAS | W | 13 | 2 - 2 | 1 - 1 | 0 - 0 | 1 | 0 | 1 | 0 | 0 | 0 | 1 | 4 | 5 |
| MAY 29 | ATLANTA | L | 39 | 10 - 22 | 6 - 14 | 3 - 3 | 2 | 3 | 5 | 2 | 1 | 0 | 1 | 1 | 29 |
| JUNE 3 | LAS VEGAS | L | 20 | 3 - 10 | 2 - 4 | 3 - 4 | 1 | 0 | 1 | 0 | 1 | 1 | 0 | 3 | 11 |
| JUNE 5 | AT CONNECTICUT | L | 23 | 3 - 4 | 1 - 2 | 0 - 0 | 1 | 3 | 4 | 1 | 0 | 1 | 2 | 3 | 7 |
| JUNE 13 | AT PHOENIX | W | 20 | 0 - 7 | 0 - 3 | 3 - 3 | 0 | 3 | 3 | 0 | 0 | 1 | 1 | 2 | 3 |
| JUNE 15 | AT LAS VEGAS | L | 25 | 2 - 6 | 2 - 6 | 0 - 0 | 0 | 0 | 0 | 0 | 0 | 0 | 2 | 2 | 6 |
| JUNE 17 | AT LAS VEGAS | L | 21 | 3 - 9 | 2 - 7 | 1 - 2 | 1 | 2 | 3 | 1 | 0 | 0 | 1 | 5 | 9 |
| JUNE 20 | AT LOS ANGELES | W | 20 | 1 - 4 | 0 - 3 | 2 - 3 | 1 | 1 | 2 | 1 | 1 | 0 | 1 | 2 | 4 |
| JUNE 22 | CHICAGO | L | 19 | 1 - 7 | 0 - 4 | 0 - 0 | 1 | 0 | 1 | 2 | 1 | 2 | 1 | 0 | 2 |
| JUNE 24 | CHICAGO | L | 32 | 5 - 17 | 1 - 5 | 5 - 5 | 3 | 3 | 6 | 0 | 1 | 0 | 3 | 4 | 16 |
| JUNE 26 | AT ATLANTA | | | | | | | | | | | | | | |
| JUNE 29 | AT ATLANTA | | | | | | | | | | | | | | |
| JULY 3 | WASHINGTON | | | | | | | | | | | | | | |
| JULY 5 | DALLAS | | | | | | | | | | | | | | |
| JULY 9 | AT INDIANA | | | | | | | | | | | | | | |
| JULY 11 | CONNECTICUT | | | | | | | | | | | | | | |
| AUG 15 | AT MINNESOTA | | | | | | | | | | | | | | |
| AUG 18 | SEATTLE | | | | | | | | | | | | | | |
| AUG 20 | SEATTLE | | | | | | | | | | | | | | |
| AUG 22 | LOS ANGELES | | | | | | | | | | | | | | |
| AUG 25 | PHOENIX | | | | | | | | | | | | | | |
| AUG 27 | PHOENIX | | | | | | | | | | | | | | |
| AUG 31 | AT MINNESOTA | | | | | | | | | | | | | | |
| SEPT 2 | AT SEATTLE | | | | | | | | | | | | | | |
| SEPT 11 | AT PHOENIX | | | | | | | | | | | | | | |
| SEPT 15 | AT DALLAS | | | | | | | | | | | | | | |
| SEPT 17 | AT CONNECTICUT | | | | | | | | | | | | | | |
| SEPT 17 | AT WASHINGTON | | | | | | | | | | | | | | |

CAREER REGULAR SEASON HIGHS

Per Game Highs

Points
Rebounds
Defensive Rebounds
Offensive Rebounds
Assists
Blocks
Steals
Field Goals Made
Field Goals Attempted
Three Point Field Goals Made
Three Point Field Goals Attempted
Minutes Played

Season/Career

29 (Atlanta - 5/29/2021)
6 (Chicago - 6/24/2021)
4 (2 Times)
2 (2 Times)
2 (Atlanta - 5/29/2021)
2 (Chicago - 6/22/2021)
1 (5 Times)
10 (Atlanta - 5/29/2021)
22 (Atlanta - 5/29/2021)
6 (Atlanta - 5/29/2021)
14 (Atlanta - 5/29/2021)
39 (Atlanta - 5/29/2021)

CAREER REGULAR SEASON AVERAGES

| YEAR | TEAM | G | GS | MPG | FG% | 3P% | FT% | OREB | DREB | RPG | APG | SPG | BPG | TO | PF | PPG |
|--------|------|----|----|------|------|------|------|------|------|-----|-----|-----|-----|-----|-----|-----|
| 2021 | NYL | 15 | 15 | 23.1 | 36.6 | 33.8 | 84.6 | 1.0 | 1.9 | 2.9 | 0.6 | 0.5 | 0.5 | 1.1 | 2.5 | 9.5 |
| Career | | 15 | 15 | 23.1 | 36.6 | 33.8 | 84.6 | 1.0 | 1.9 | 2.9 | 0.6 | 0.5 | 0.5 | 1.1 | 2.5 | 9.5 |



GUARD/FORWARD

@didirich2

@Deauzya

#2 DIDI RICHARDS

ROOKIE SEASON | BAYLOR '21 | CYPRESS, TEXAS | 6-2 | BORN FEB. 8, 1999 | 2021 DRAFT: 17TH OVERALL

- Richards averaged 6.3 points and 6.3 assists per game in the 2020-21 season while shooting 42.9% from the field, leading Baylor to a 28-3 finish and Final Four appearance. Her 189 assists ranked No. 2 in the nation.
- DiDi garnered the 2020 Naismith and WBCA Defensive Player of The Year Awards.
- Helped Baylor secure its third-ever NCAA Championship in 2019.

DIDI'S 2021 GAME-BY-GAME STATS

| DATE | OPPONENT | RESULT | MIN | FGM-A | 3PM-A | FTM-A | OREB | DREB | REB | AST | STL | BLK | TO | PF | PTS |
|---------|----------------|--------|-----|-------|-------|-------|------|------|-----|-----|-----|-----|----|----|-----|
| MAY 14 | INDIANA | W | 9 | 1-1 | 0-0 | 0-0 | 1 | 1 | 2 | 0 | 1 | 0 | 1 | 0 | 2 |
| MAY 16 | AT INDIANA | W | 17 | 1-3 | 0-0 | 0-0 | 0 | 2 | 2 | 0 | 2 | 0 | 1 | 0 | 2 |
| MAY 18 | MINNESOTA | W | 4 | 1-1 | 0-0 | 0-0 | 0 | 1 | 1 | 0 | 0 | 0 | 1 | 0 | 2 |
| MAY 21 | AT WASHINGTON | L | 9 | 2-4 | 0-0 | 1-2 | 0 | 0 | 0 | 1 | 2 | 0 | 1 | 2 | 5 |
| MAY 23 | AT CHICAGO | W | 4 | 0-0 | 0-0 | 0-0 | 1 | 0 | 1 | 0 | 0 | 0 | 0 | 1 | 0 |
| MAY 25 | DALLAS | W | 19 | 1-2 | 1-2 | 0-0 | 1 | 2 | 3 | 5 | 2 | 1 | 1 | 1 | 3 |
| MAY 29 | ATLANTA | L | 5 | 0-0 | 0-0 | 0-0 | 0 | 0 | 0 | 1 | 0 | 0 | 1 | 0 | 0 |
| JUNE 3 | LAS VEGAS | L | 5 | 0-2 | 0-0 | 0-0 | 0 | 0 | 0 | 0 | 0 | 0 | 0 | 1 | 0 |
| JUNE 5 | AT CONNECTICUT | L | 2 | 0-0 | 0-0 | 1-2 | 0 | 0 | 0 | 2 | 0 | 0 | 0 | 0 | 1 |
| JUNE 13 | AT PHOENIX | W | 9 | 0-1 | 0-1 | 0-0 | 0 | 0 | 0 | 0 | 0 | 0 | 0 | 1 | 0 |
| JUNE 15 | AT LAS VEGAS | L | 15 | 1-3 | 0-0 | 0-0 | 0 | 2 | 2 | 1 | 1 | 0 | 0 | 0 | 2 |
| JUNE 17 | AT LAS VEGAS | L | 14 | 0-4 | 0-2 | 0-0 | 1 | 1 | 2 | 1 | 0 | 1 | 2 | 1 | 0 |
| JUNE 20 | AT LOS ANGELES | W | DNP | -- | -- | -- | -- | -- | -- | -- | -- | -- | -- | -- | -- |
| JUNE 22 | CHICAGO | L | 5 | 1-2 | 0-0 | 0-0 | 0 | 0 | 0 | 0 | 0 | 0 | 1 | 0 | 2 |
| JUNE 24 | CHICAGO | L | 11 | 1-2 | 0-0 | 1-2 | 0 | 2 | 2 | 1 | 1 | 0 | 0 | 0 | 3 |
| JUNE 26 | AT ATLANTA | | | | | | | | | | | | | | |
| JUNE 29 | AT ATLANTA | | | | | | | | | | | | | | |
| JULY 3 | WASHINGTON | | | | | | | | | | | | | | |
| JULY 5 | DALLAS | | | | | | | | | | | | | | |
| JULY 9 | AT INDIANA | | | | | | | | | | | | | | |
| JULY 11 | CONNECTICUT | | | | | | | | | | | | | | |
| AUG 15 | AT MINNESOTA | | | | | | | | | | | | | | |
| AUG 18 | SEATTLE | | | | | | | | | | | | | | |
| AUG 20 | SEATTLE | | | | | | | | | | | | | | |
| AUG 22 | LOS ANGELES | | | | | | | | | | | | | | |
| AUG 25 | PHOENIX | | | | | | | | | | | | | | |
| AUG 27 | PHOENIX | | | | | | | | | | | | | | |
| AUG 31 | AT MINNESOTA | | | | | | | | | | | | | | |
| SEPT 2 | AT SEATTLE | | | | | | | | | | | | | | |
| SEPT 11 | AT PHOENIX | | | | | | | | | | | | | | |
| SEPT 15 | AT DALLAS | | | | | | | | | | | | | | |
| SEPT 17 | AT CONNECTICUT | | | | | | | | | | | | | | |
| SEPT 17 | AT WASHINGTON | | | | | | | | | | | | | | |

CAREER REGULAR SEASON HIGHS

Per Game Highs

Points
Rebounds
Defensive Rebounds
Offensive Rebounds
Assists
Blocks
Steals
Field Goals Made
Field Goals Attempted
Three Point Field Goals Made
Three Point Field Goals Attempted
Minutes Played

Season/Career

5 (Washington - 5/21/2021)
3 (Dallas - 5/24/2021)
2 (4 Times)
1 (4 Times)
5 (Dallas - 5/24/2021)
1 (2 Times)
2 (3 Times)
2 (Washington - 5/21/2021)
4 (Washington - 5/21/2021)
1 (Dallas - 5/24/2021)
2 (2 Times)
19 (Dallas - 5/24/2021)

CAREER REGULAR SEASON AVERAGES

| YEAR | TEAM | G | GS | MPG | FG% | 3P% | FT% | OREB | DREB | RPG | APG | SPG | BPG | TO | PF | PPG |
|---------------|------|-----------|----------|------------|-------------|-------------|-------------|------------|------------|------------|------------|------------|------------|------------|------------|------------|
| 2021 | NYL | 14 | 0 | 9.2 | 36.0 | 20.0 | 50.0 | 0.3 | 0.8 | 1.1 | 0.9 | 0.6 | 0.1 | 0.6 | 0.5 | 1.6 |
| Career | | 14 | 0 | 9.2 | 36.0 | 20.0 | 50.0 | 0.3 | 0.8 | 1.1 | 0.9 | 0.6 | 0.1 | 0.6 | 0.5 | 1.6 |



FORWARD



#24 KYLEE SHOOK

SECOND SEASON | LOUISVILLE '20 | COLORADO SPRINGS, COLO. | 6-4 | BORN MARCH 18, 1998 | 2020: 4.1 PPG, 2.8 RPG

- Shook saw action in 20 of 22 games of her rookie campaign averaging 4.1 points and 2.8 rebounds in 14.5 minutes per game.
- Recorded a season-high 9 points on four occasions and 6 rebounds in two contests.

KYLEE'S 2021 GAME-BY-GAME STATS

| DATE | OPPONENT | RESULT | MIN | FGM-A | 3PM-A | FTM-A | OREB | DREB | REB | AST | STL | BLK | TO | PF | PTS |
|---------|----------------|--------|-----|--------|-------|-------|------|------|-----|-----|-----|-----|----|----|-----|
| MAY 14 | INDIANA | W | 26 | 3 - 8 | 0 - 1 | 0 - 0 | 0 | 3 | 3 | 3 | 1 | 1 | 2 | 2 | 6 |
| MAY 16 | AT INDIANA | W | 28 | 3 - 7 | 0 - 1 | 0 - 0 | 2 | 5 | 7 | 1 | 1 | 0 | 0 | 3 | 6 |
| MAY 18 | MINNESOTA | W | 28 | 4 - 5 | 2 - 2 | 0 - 0 | 0 | 6 | 6 | 3 | 0 | 0 | 3 | 3 | 10 |
| MAY 21 | AT WASHINGTON | L | 22 | 5 - 7 | 1 - 2 | 0 - 0 | 0 | 2 | 2 | 3 | 0 | 1 | 1 | 1 | 11 |
| MAY 23 | AT CHICAGO | W | 18 | 2 - 6 | 1 - 1 | 0 - 0 | 1 | 5 | 6 | 1 | 1 | 2 | 1 | 1 | 5 |
| MAY 25 | DALLAS | W | 13 | 1 - 5 | 0 - 1 | 0 - 0 | 1 | 2 | 3 | 1 | 0 | 0 | 1 | 2 | 2 |
| MAY 29 | ATLANTA | L | 19 | 2 - 7 | 1 - 3 | 0 - 0 | 1 | 2 | 3 | 3 | 0 | 1 | 0 | 0 | 5 |
| JUNE 3 | LAS VEGAS | L | 5 | 1 - 2 | 0 - 1 | 0 - 0 | 0 | 0 | 0 | 1 | 1 | 0 | 0 | 2 | 2 |
| JUNE 5 | AT CONNECTICUT | L | 20 | 1 - 7 | 0 - 3 | 0 - 0 | 0 | 0 | 0 | 1 | 0 | 0 | 0 | 2 | 2 |
| JUNE 13 | AT PHOENIX | W | 22 | 4 - 7 | 2 - 3 | 0 - 0 | 1 | 4 | 5 | 0 | 1 | 1 | 1 | 1 | 10 |
| JUNE 15 | AT LAS VEGAS | L | 21 | 5 - 11 | 2 - 8 | 0 - 0 | 1 | 8 | 9 | 1 | 1 | 0 | 2 | 2 | 12 |
| JUNE 17 | AT LAS VEGAS | L | 15 | 0 - 6 | 0 - 4 | 0 - 0 | 1 | 3 | 4 | 2 | 0 | 1 | 1 | 3 | 0 |
| JUNE 20 | AT LOS ANGELES | W | 21 | 5 - 7 | 1 - 2 | 0 - 0 | 3 | 4 | 7 | 2 | 2 | 0 | 4 | 0 | 11 |
| JUNE 22 | CHICAGO | L | 25 | 3 - 4 | 2 - 3 | 0 - 0 | 0 | 3 | 3 | 2 | 0 | 1 | 2 | 1 | 8 |
| JUNE 24 | CHICAGO | L | 32 | 3 - 7 | 0 - 2 | 0 - 0 | 3 | 8 | 11 | 0 | 0 | 1 | 5 | 4 | 6 |
| JUNE 26 | AT ATLANTA | | | | | | | | | | | | | | |
| JUNE 29 | AT ATLANTA | | | | | | | | | | | | | | |
| JULY 3 | WASHINGTON | | | | | | | | | | | | | | |
| JULY 5 | DALLAS | | | | | | | | | | | | | | |
| JULY 9 | AT INDIANA | | | | | | | | | | | | | | |
| JULY 11 | CONNECTICUT | | | | | | | | | | | | | | |
| AUG 15 | AT MINNESOTA | | | | | | | | | | | | | | |
| AUG 18 | SEATTLE | | | | | | | | | | | | | | |
| AUG 20 | SEATTLE | | | | | | | | | | | | | | |
| AUG 22 | LOS ANGELES | | | | | | | | | | | | | | |
| AUG 25 | PHOENIX | | | | | | | | | | | | | | |
| AUG 27 | PHOENIX | | | | | | | | | | | | | | |
| AUG 31 | AT MINNESOTA | | | | | | | | | | | | | | |
| SEPT 2 | AT SEATTLE | | | | | | | | | | | | | | |
| SEPT 11 | AT PHOENIX | | | | | | | | | | | | | | |
| SEPT 15 | AT DALLAS | | | | | | | | | | | | | | |
| SEPT 17 | AT CONNECTICUT | | | | | | | | | | | | | | |
| SEPT 17 | AT WASHINGTON | | | | | | | | | | | | | | |

CAREER REGULAR SEASON HIGHS

| Per Game Highs | Season | Career |
|-----------------------------------|-----------------------------|----------------------------|
| Points | 12 (Las Vegas - 6/15/2021) | 12 (Las Vegas - 6/15/2021) |
| Rebounds | 11 (Chicago - 6/24/2021) | 11 (Chicago - 6/24/2021) |
| Defensive Rebounds | 8 (Las Vegas - 6/15/2021) | 8 (Las Vegas - 6/15/2021) |
| Offensive Rebounds | 3 (Los Angeles - 6/20/2021) | 3 (2 Times) |
| Assists | 3 (4 Times) | 3 (4 Times) |
| Blocks | 2 (Chicago - 5/23/2021) | 2 (4 Times) |
| Steals | 1 (6 Times) | 2 (Indiana - 8/13/2020) |
| Field Goals Made | 5 (2 Times) | 5 (2 Times) |
| Field Goals Attempted | 11 (Las Vegas - 6/15/2021) | 11 (Las Vegas - 6/15/2021) |
| Three Point Field Goals Made | 2 (3 Times) | 2 (3 Times) |
| Three Point Field Goals Attempted | 8 (Las Vegas - 6/15/2021) | 8 (Las Vegas - 6/15/2021) |
| Minutes Played | 32 (Chicago - 6/24/2021) | 32 (Chicago - 6/24/2021) |

CAREER REGULAR SEASON AVERAGES

| YEAR | TEAM | G | GS | MPG | FG% | 3P% | FT% | OREB | DREB | RPG | APG | SPG | BPG | TO | PF | PPG |
|--------|------|----|----|------|------|------|------|------|------|-----|-----|-----|-----|-----|-----|-----|
| 2020 | NYL | 19 | 0 | 14.7 | 41.0 | 18.8 | 82.4 | 0.8 | 2.2 | 3.0 | 0.6 | 0.4 | 0.5 | 1.1 | 1.3 | 4.3 |
| 2021 | NYL | 15 | 13 | 21.1 | 43.8 | 32.4 | 0.0 | 0.9 | 3.7 | 4.6 | 1.6 | 0.5 | 0.6 | 1.5 | 1.8 | 6.4 |
| Career | | 35 | 13 | 17.3 | 42.3 | 27.8 | 82.4 | 0.8 | 2.7 | 3.6 | 1.0 | 0.4 | 0.5 | 1.2 | 1.5 | 5.1 |



CENTER



#41 KIAH STOKES

SIXTH SEASON | CONNECTICUT '15 | CEDAR RAPIDS, IA | 6-3 | BORN MARCH 30, 1993 | 2020: 5.8 PPG, 6.7 RPG, 1.2 APG

- Kiah Stokes was the only Liberty player to appear and start in each contest during the 2020 season. In 2020, she averaged 5.7 points and 6.7 rebounds over a career-high 27.3 minutes per game; including 20 three-point field goals after four seasons without a single 3 pointer made.
- Kiah holds several franchise records including most blocks in Liberty history (163), blocks in a game (8), blocks in a season (67), the second-most rookie average rebounds per game (6.4), and is tied for the third-most rebounds in a single-game (17).

KIAH'S 2021 GAME-BY-GAME STATS

| DATE | OPPONENT | RESULT | MIN | FGM-A | 3PM-A | FTM-A | OREB | DREB | REB | AST | STL | BLK | TO | PF | PTS |
|---------|----------------|--------|-----|-------|-------|-------|------|------|-----|-----|-----|-----|----|----|-----|
| MAY 14 | INDIANA | W | NWT | -- | -- | -- | -- | -- | -- | -- | -- | -- | -- | -- | -- |
| MAY 16 | AT INDIANA | W | NWT | -- | -- | -- | -- | -- | -- | -- | -- | -- | -- | -- | -- |
| MAY 18 | MINNESOTA | W | 11 | 0 - 1 | 0 - 0 | 0 - 0 | 2 | 4 | 6 | 0 | 0 | 0 | 1 | 1 | 0 |
| MAY 21 | AT WASHINGTON | L | 13 | 0 - 0 | 0 - 0 | 0 - 0 | 0 | 2 | 2 | 0 | 0 | 0 | 0 | 0 | 0 |
| MAY 23 | AT CHICAGO | W | DNP | -- | -- | -- | -- | -- | -- | -- | -- | -- | -- | -- | -- |
| MAY 25 | DALLAS | W | 5 | 0 - 0 | 0 - 0 | 0 - 0 | 0 | 1 | 1 | 1 | 0 | 0 | 0 | 0 | 0 |
| MAY 29 | ATLANTA | L | 26 | 2 - 2 | 0 - 0 | 0 - 0 | 0 | 6 | 6 | 0 | 1 | 1 | 1 | 1 | 4 |
| JUNE 3 | LAS VEGAS | L | 32 | 2 - 3 | 0 - 0 | 0 - 0 | 4 | 9 | 13 | 3 | 2 | 1 | 0 | 4 | 4 |
| JUNE 5 | AT CONNECTICUT | L | 20 | 2 - 3 | 1 - 2 | 0 - 0 | 1 | 1 | 2 | 0 | 1 | 0 | 1 | 3 | 5 |
| JUNE 13 | AT PHOENIX | W | NWT | -- | -- | -- | -- | -- | -- | -- | -- | -- | -- | -- | -- |
| JUNE 15 | AT LAS VEGAS | L | NWT | -- | -- | -- | -- | -- | -- | -- | -- | -- | -- | -- | -- |
| JUNE 17 | AT LAS VEGAS | L | NWT | -- | -- | -- | -- | -- | -- | -- | -- | -- | -- | -- | -- |
| JUNE 20 | AT LOS ANGELES | W | NWT | -- | -- | -- | -- | -- | -- | -- | -- | -- | -- | -- | -- |
| JUNE 22 | CHICAGO | L | 15 | 0 - 2 | 0 - 0 | 0 - 0 | 0 | 3 | 3 | 1 | 0 | 2 | 1 | 2 | 0 |
| JUNE 24 | CHICAGO | L | 1 | 0 - 0 | 0 - 0 | 0 - 0 | 0 | 0 | 0 | 0 | 0 | 0 | 0 | 2 | 0 |
| JUNE 26 | AT ATLANTA | | | | | | | | | | | | | | |
| JUNE 29 | AT ATLANTA | | | | | | | | | | | | | | |
| JULY 3 | WASHINGTON | | | | | | | | | | | | | | |
| JULY 5 | DALLAS | | | | | | | | | | | | | | |
| JULY 9 | AT INDIANA | | | | | | | | | | | | | | |
| JULY 11 | CONNECTICUT | | | | | | | | | | | | | | |
| AUG 15 | AT MINNESOTA | | | | | | | | | | | | | | |
| AUG 18 | SEATTLE | | | | | | | | | | | | | | |
| AUG 20 | SEATTLE | | | | | | | | | | | | | | |
| AUG 22 | LOS ANGELES | | | | | | | | | | | | | | |
| AUG 25 | PHOENIX | | | | | | | | | | | | | | |
| AUG 27 | PHOENIX | | | | | | | | | | | | | | |
| AUG 31 | AT MINNESOTA | | | | | | | | | | | | | | |
| SEPT 2 | AT SEATTLE | | | | | | | | | | | | | | |
| SEPT 11 | AT PHOENIX | | | | | | | | | | | | | | |
| SEPT 15 | AT DALLAS | | | | | | | | | | | | | | |
| SEPT 17 | AT CONNECTICUT | | | | | | | | | | | | | | |
| SEPT 17 | AT WASHINGTON | | | | | | | | | | | | | | |

CAREER REGULAR SEASON HIGHS

Per Game Highs

| | |
|-----------------------------------|----------------------------|
| Points | 5 (Connecticut - 6/5/2021) |
| Rebounds | 13 (Las Vegas - 6/3/2021) |
| Defensive Rebounds | 9 (Las Vegas - 6/3/2021) |
| Offensive Rebounds | 4 (Las Vegas - 6/3/2021) |
| Assists | 3 (Las Vegas - 6/3/2021) |
| Blocks | 2 (Chicago - 6/22/2021) |
| Steals | 2 (Las Vegas - 6/3/2021) |
| Field Goals Made | 2 (3 Times) |
| Field Goals Attempted | 3 (2 Times) |
| Three Point Field Goals Made | 1 (Connecticut - 6/5/2021) |
| Three Point Field Goals Attempted | 2 (Connecticut - 6/5/2021) |
| Minutes Played | 32 (Las Vegas - 6/3/2021) |

Career

| |
|-----------------------------|
| 23 (Phoenix - 6/4/2017) |
| 17 (Atlanta - 6/7/2017) |
| 14 (Atlanta - 6/7/2017) |
| 7 (2 Times) |
| 4 (3 Times) |
| 8 (Connecticut - 7/16/2015) |
| 4 (Atlanta - 9/1/2015) |
| 6 (7 Times) |
| 12 (2 Times) |
| 5 (Washington - 9/12/2020) |
| 8 (Washington - 9/12/2020) |
| 38 (Atlanta - 6/22/2016) |

CAREER REGULAR SEASON AVERAGES

| YEAR | TEAM | G | GS | MPG | FG% | 3P% | FT% | OREB | DREB | RPG | APG | SPG | BPG | TO | PF | PPG |
|--------|------|-----|----|------|------|------|------|------|------|-----|-----|-----|-----|-----|-----|-----|
| 2015 | NYL | 34 | 6 | 25.4 | 54.7 | 0.0 | 68.8 | 1.8 | 4.7 | 6.4 | 0.8 | 0.7 | 1.9 | 1.0 | 2.2 | 5.8 |
| 2016 | NYL | 27 | 0 | 24.1 | 64.1 | 0.0 | 62.7 | 2.3 | 5.1 | 7.4 | 0.7 | 0.6 | 1.4 | 1.1 | 2.9 | 6.9 |
| 2017 | NYL | 34 | 12 | 19.6 | 53.1 | 0.0 | 79.6 | 2.3 | 4.0 | 6.3 | 0.9 | 0.3 | 1.1 | 1.1 | 2.8 | 4.8 |
| 2018 | NYL | 30 | 4 | 14.2 | 54.5 | 0.0 | 53.3 | 1.4 | 3.0 | 4.5 | 0.4 | 0.3 | 0.6 | 0.7 | 1.9 | 3.1 |
| 2020 | NYL | 21 | 21 | 27.2 | 37.7 | 24.1 | 57.1 | 1.3 | 5.4 | 6.7 | 1.2 | 0.5 | 1.1 | 1.3 | 2.0 | 5.8 |
| 2021 | NYL | 8 | 0 | 15.3 | 54.5 | 50.0 | 0.0 | 0.9 | 3.3 | 4.1 | 0.6 | 0.5 | 0.5 | 0.5 | 1.6 | 1.6 |
| Career | | 155 | 44 | 21.5 | 52.2 | 23.3 | 68.3 | 1.8 | 4.3 | 6.1 | 0.8 | 0.5 | 1.3 | 1.0 | 2.3 | 5.0 |



GUARD



#32 SAMI WHITCOMB

FIFTH SEASON | WASHINGTON '10 | VENTURA, CALIF. | 5-10 | BORN JULY 20, 1988 | 2020: 8.1 PPG, 2.3 RPG, 2.0 APG

- Fifth-year WNBA veteran, Sami Whitcomb, will be making her debut in Seafoam after spending the past four seasons with the Seattle Storm where she won two WNBA Championships (2018, 2020).

- In Seattle's 2020 championship season, Whitcomb averaged 8.1 points, 2.3 rebounds and 2.0 assists per game while shooting 38.1% from three, 44.3% from the field and 100% at the free throw line (22-22).

SAMI'S 2021 GAME-BY-GAME STATS

| DATE | OPPONENT | RESULT | MIN | FGM-A | 3PM-A | FTM-A | OREB | DREB | REB | AST | STL | BLK | TO | PF | PTS |
|---------|----------------|--------|-----|--------|-------|-------|------|------|-----|-----|-----|-----|----|----|-----|
| MAY 14 | INDIANA | W | 27 | 2 - 6 | 2 - 5 | 0 - 0 | 1 | 4 | 5 | 2 | 1 | 0 | 1 | 1 | 6 |
| MAY 16 | AT INDIANA | W | 23 | 2 - 6 | 1 - 4 | 0 - 0 | 0 | 6 | 6 | 4 | 1 | 2 | 0 | 1 | 5 |
| MAY 18 | MINNESOTA | W | 35 | 5 - 11 | 3 - 9 | 0 - 0 | 0 | 8 | 8 | 0 | 3 | 0 | 1 | 3 | 13 |
| MAY 21 | AT WASHINGTON | L | 32 | 3 - 6 | 3 - 5 | 0 - 0 | 0 | 7 | 7 | 1 | 1 | 1 | 2 | 0 | 9 |
| MAY 23 | AT CHICAGO | W | 31 | 4 - 7 | 3 - 5 | 0 - 0 | 0 | 4 | 4 | 4 | 0 | 1 | 1 | 2 | 11 |
| MAY 25 | DALLAS | W | 27 | 3 - 9 | 3 - 8 | 0 - 0 | 0 | 3 | 3 | 1 | 0 | 0 | 1 | 2 | 9 |
| MAY 29 | ATLANTA | L | 34 | 6 - 8 | 5 - 7 | 2 - 3 | 0 | 5 | 5 | 3 | 4 | 1 | 3 | 2 | 19 |
| JUNE 3 | LAS VEGAS | L | 29 | 6 - 10 | 2 - 5 | 0 - 0 | 0 | 5 | 5 | 5 | 1 | 0 | 2 | 1 | 14 |
| JUNE 5 | AT CONNECTICUT | L | 20 | 3 - 5 | 3 - 4 | 0 - 0 | 0 | 5 | 5 | 2 | 0 | 0 | 1 | 0 | 9 |
| JUNE 13 | AT PHOENIX | W | 35 | 5 - 10 | 3 - 7 | 1 - 2 | 0 | 3 | 3 | 6 | 3 | 1 | 3 | 2 | 14 |
| JUNE 15 | AT LAS VEGAS | L | 17 | 3 - 4 | 1 - 2 | 3 - 3 | 1 | 4 | 5 | 2 | 2 | 0 | 1 | 1 | 10 |
| JUNE 17 | AT LAS VEGAS | L | 26 | 2 - 4 | 1 - 2 | 2 - 2 | 1 | 5 | 6 | 5 | 0 | 1 | 1 | 2 | 7 |
| JUNE 20 | AT LOS ANGELES | W | 37 | 5 - 8 | 3 - 6 | 4 - 4 | 1 | 8 | 9 | 3 | 0 | 0 | 3 | 2 | 17 |
| JUNE 22 | CHICAGO | L | 23 | 4 - 11 | 1 - 6 | 1 - 2 | 0 | 6 | 6 | 1 | 1 | 1 | 2 | 2 | 10 |
| JUNE 24 | CHICAGO | L | 21 | 5 - 13 | 2 - 9 | 2 - 2 | 1 | 2 | 3 | 2 | 0 | 0 | 3 | 1 | 14 |
| JUNE 26 | AT ATLANTA | | | | | | | | | | | | | | |
| JUNE 29 | AT ATLANTA | | | | | | | | | | | | | | |
| JULY 3 | WASHINGTON | | | | | | | | | | | | | | |
| JULY 5 | DALLAS | | | | | | | | | | | | | | |
| JULY 9 | AT INDIANA | | | | | | | | | | | | | | |
| JULY 11 | CONNECTICUT | | | | | | | | | | | | | | |
| AUG 15 | AT MINNESOTA | | | | | | | | | | | | | | |
| AUG 18 | SEATTLE | | | | | | | | | | | | | | |
| AUG 20 | SEATTLE | | | | | | | | | | | | | | |
| AUG 22 | LOS ANGELES | | | | | | | | | | | | | | |
| AUG 25 | PHOENIX | | | | | | | | | | | | | | |
| AUG 27 | PHOENIX | | | | | | | | | | | | | | |
| AUG 31 | AT MINNESOTA | | | | | | | | | | | | | | |
| SEPT 2 | AT SEATTLE | | | | | | | | | | | | | | |
| SEPT 11 | AT PHOENIX | | | | | | | | | | | | | | |
| SEPT 15 | AT DALLAS | | | | | | | | | | | | | | |
| SEPT 17 | AT CONNECTICUT | | | | | | | | | | | | | | |
| SEPT 17 | AT WASHINGTON | | | | | | | | | | | | | | |

CAREER REGULAR SEASON HIGHS

Per Game Highs

| | |
|-----------------------------------|------------------------------|
| Points | 19 (Atlanta - 5/29/2021) |
| Rebounds | 9 (Los Angeles - 6/20/2021) |
| Defensive Rebounds | 8 (2 Times) |
| Offensive Rebounds | 1 (4 Times) |
| Assists | 6 (Phoenix - 6/13/2021) |
| Blocks | 2 (Indiana - 5/16/2021) |
| Steals | 4 (Atlanta - 5/29/2021) |
| Field Goals Made | 6 (2 Times) |
| Field Goals Attempted | 13 (Chicago - 6/24/2021) |
| Three Point Field Goals Made | 5 (Atlanta - 5/29/2021) |
| Three Point Field Goals Attempted | 9 (Minnesota - 5/18/2021) |
| Minutes Played | 37 (Los Angeles - 6/20/2021) |

Career

| |
|------------------------------|
| 22 (New York - 5/26/2017) |
| 9 (Los Angeles - 6/20/2021) |
| 8 (2 Times) |
| 3 (Washington - 6/27/2017) |
| 8 (Minnesota - 7/17/2019) |
| 2 (2 Times) |
| 4 (5 Times) |
| 7 (New York - 8/11/2019) |
| 14 (2 Times) |
| 6 (2 Times) |
| 11 (3 Times) |
| 37 (Los Angeles - 6/20/2021) |

CAREER REGULAR SEASON AVERAGES

| YEAR | TEAM | G | GS | MPG | FG% | 3P% | FT% | OREB | DREB | RPG | APG | SPG | BPG | TO | PF | PPG |
|--------|------|-----|----|------|------|------|------|------|------|-----|-----|-----|-----|-----|-----|------|
| 2017 | SEA | 33 | 0 | 12.2 | 36.1 | 33.3 | 81.0 | 0.4 | 1.3 | 1.7 | 1.0 | 0.7 | 0.0 | 0.9 | 1.5 | 4.5 |
| 2018 | SEA | 31 | 0 | 8.5 | 34.9 | 36.2 | 100 | 0.2 | 0.8 | 0.9 | 0.5 | 0.5 | 0.1 | 0.5 | 0.7 | 2.9 |
| 2019 | SEA | 33 | 13 | 20.4 | 36.8 | 34.2 | 100 | 0.5 | 1.2 | 1.7 | 2.4 | 1.1 | 0.1 | 1.6 | 1.5 | 7.2 |
| 2020 | SEA | 22 | 0 | 16.5 | 44.3 | 38.1 | 100 | 0.2 | 2.1 | 2.3 | 2.0 | 0.7 | 0.1 | 1.0 | 1.4 | 8.1 |
| 2021 | NYL | 15 | 15 | 27.7 | 49.2 | 42.9 | 83.3 | 0.3 | 5.0 | 5.3 | 2.7 | 1.1 | 0.5 | 1.7 | 1.5 | 11.1 |
| Career | | 134 | 28 | 15.8 | 40.0 | 36.3 | 91.0 | 0.3 | 1.7 | 2.0 | 1.6 | 0.8 | 0.1 | 1.1 | 1.3 | 6.1 |

2021 NEW YORK LIBERTY SPOTTER'S CHART



REBECCA ALLEN
GUARD | 6-2
6TH SEASON
AUSTRALIA



NATASHA HOWARD
FORWARD | 6-2
8TH SEASON
FLORIDA STATE



SABRINA IONESCU
GUARD | 5-11
2ND SEASON
OREGON



JAZMINE JONES
GUARD | 6-0
2ND SEASON
LOUISVILLE



BETNIJAH LANEY
GUARD/FORWARD | 6-0
6TH SEASON
RUTGERS



LEAONNA ODOM
FORWARD | 6-2
2ND SEASON
DUKE



MICHAELA ONYENWERE
FORWARD | 6-0
ROOKIE
UCLA



DIDI RICHARDS
GUARD/FORWARD | 6-2
ROOKIE
BAYLOR



KYLEE SHOOK
FORWARD | 6-4
2ND SEASON
LOUISVILLE




KIAH STOKES
CENTER | 6-3
6TH SEASON
CONNECTICUT



SAMI WHITCOMB
GUARD | 5-10
5TH SEASON
WASHINGTON/AUSTRALIA



JOCELYN WILLOUGHBY
FORWARD/GUARD | 6-0
2ND SEASON
VIRGINIA



WALT HOPKINS
HEAD COACH
2ND SEASON



SHELLEY PATTERSON
ASSISTANT COACH
23RD SEASON



DUSTIN GRAY
ASSISTANT COACH
2ND SEASON



JACKI GEMELOS
ASSISTANT COACH
1ST SEASON



THERESA ACOSTA
HEAD ATHLETIC
TRAINER



2021 TV SCHEDULE



FRIDAY MAY 14^{CC}**
7PM ET
HOME



SUNDAY MAY 16^{^CC}
2PM ET
AWAY



TUESDAY MAY 18^{*}
7PM ET
HOME



FRIDAY MAY 21^{CC}**
7PM ET
AWAY



SUNDAY MAY 23^{+CC}
1PM ET
AWAY



MONDAY MAY 24**
7PM ET
HOME



SATURDAY MAY 29*^{CC}
2PM ET
HOME



THURSDAY JUNE 3**
7PM ET
HOME



SATURDAY JUNE 5^{CC}**
7PM ET
AWAY



SUNDAY JUNE 13**
6PM ET
AWAY



TUESDAY JUNE 15
10PM ET
AWAY



THURSDAY JUNE 17[^]
10PM ET
AWAY



SUNDAY JUNE 20⁺
4PM ET
AWAY



TUESDAY JUNE 22*^{CC}
7PM ET
HOME



THURSDAY JUNE 24**
7PM ET
HOME



SATURDAY JUNE 26^{CC}**
7PM ET
AWAY



TUESDAY JUNE 29
7PM ET
AWAY



SATURDAY JULY 3^{^CC}
1PM ET
HOME



MONDAY JULY 5**
7PM ET
HOME



FRIDAY JULY 9[°]
7PM ET
AWAY



SUNDAY JULY 11^{CC}**
2PM ET
HOME



SUNDAY AUGUST 15**
7PM ET
AWAY



WEDNESDAY AUGUST 18[^]
7PM ET
HOME



FRIDAY AUGUST 20^{*}
7PM ET
HOME



SUNDAY AUGUST 22**
2PM ET
HOME



WEDNESDAY AUGUST 25[°]**
7PM ET
HOME



FRIDAY AUGUST 27[^]
8PM ET
HOME



TUESDAY AUGUST 31
8PM ET
AWAY



THURSDAY SEPTEMBER 2**
10PM ET
AWAY



SATURDAY SEPTEMBER 11[°]
8PM ET
AWAY



WEDNESDAY SEPTEMBER 15[^]
7PM ET
AWAY



FRIDAY SEPTEMBER 17**
7PM ET
HOME

* LIVE ON

** LIVE ON

^ CBSSN

† ESPN

◇ NBATV

CC COMMISSIONER'S CUP





2021 THEME NIGHTS

| | | | |
|---|--------------------------------------|-----|-----------------------|
| OPENING NIGHT | FRIDAY MAY 14 TH | 7PM | INDIANA FEVER |
| JUNETEENTH | TUESDAY JUNE 22 ND | 7PM | CHICAGO SKY |
| PRIDE | THURSDAY JUNE 24 TH | 7PM | CHICAGO SKY |
| MILITARY APPRECIATION NIGHT | SATURDAY JULY 3 RD | 1PM | WASHINGTON MYSTICS |
| UNITY/WOMEN'S HEALTH | SUNDAY JULY 11 TH | 2PM | CONNECTICUT SUN |
| BACK TO SCHOOL | FRIDAY AUGUST 20 TH | 7PM | SEATTLE STORM |
| 25 TH ANNIVERSARY /WOMEN'S EMPOWERMENT | SUNDAY AUGUST 22 ND | 2PM | LA SPARKS |
| 25 TH ANNIVERSARY | WEDNESDAY AUGUST 25 TH | 7PM | PHOENIX MERCURY |
| 25 TH ANNIVERSARY | FRIDAY AUGUST 27 TH | 8PM | PHOENIX MERCURY |
| FAN APPRECIATION | FRIDAY SEPTEMBER 17 TH | 7PM | WASHINGTON MYSTICS |