

## LIBERTY PR CONTACTS

Alesia Howard

ahoward@nyliberty.com • 646.690.5484

Bryan Flannery

bflannery@nyliberty.com • 646.690.5490

### 2021 SCHEDULE/RESULTS

#### MAY

|         |               |          |
|---------|---------------|----------|
| FRI. 14 | INDIANA       | 7:00 PM  |
| SAT. 16 | AT INDIANA    | 2:00 PM  |
| TUE. 18 | MINNESOTA     | 7:00 PM  |
| FRI. 21 | AT WASHINGTON | 7:00 PM  |
| SUN. 23 | AT CHICAGO    | 12:00 PM |
| TUE. 25 | DALLAS        | 7:00 PM  |
| SAT. 29 | ATLANTA       | 2:00 PM  |

#### JUNE

|         |                |         |
|---------|----------------|---------|
| THU. 3  | LAS VEGAS      | 7:00 PM |
| SAT. 5  | AT CONNECTICUT | 7:00 PM |
| SUN. 13 | AT PHOENIX     | 3:00 PM |
| TUE. 15 | AT LAS VEGAS   | 7:00 PM |
| THU. 17 | AT LAS VEGAS   | 7:00 PM |
| SUN. 20 | AT LOS ANGELES | 1:00 PM |
| TUE. 22 | CHICAGO        | 7:00 PM |
| THU. 24 | CHICAGO        | 7:00 PM |
| SAT. 26 | AT ATLANTA     | 7:00 PM |
| TUE. 29 | AT ATLANTA     | 7:00 PM |

#### JULY

|         |             |         |
|---------|-------------|---------|
| SAT. 3  | WASHINGTON  | 1:00 PM |
| MON. 5  | DALLAS      | 7:00 PM |
| FRI. 9  | AT INDIANA  | 7:00 PM |
| SUN. 11 | CONNECTICUT | 2:00 PM |

#### AUGUST

|         |              |         |
|---------|--------------|---------|
| SUN. 15 | AT MINNESOTA | 6:00 PM |
| WED. 18 | SEATTLE      | 7:00 PM |
| FRI. 20 | SEATTLE      | 7:00 PM |
| SUN. 22 | LOS ANGELES  | 2:00 PM |
| WED. 25 | PHOENIX      | 7:00 PM |
| FRI. 27 | PHOENIX      | 8:00 PM |
| TUE. 31 | AT MINNESOTA | 7:00 PM |

#### SEPTEMBER

|         |                |         |
|---------|----------------|---------|
| THU. 2  | AT SEATTLE     | 7:00 PM |
| SAT. 11 | AT DALLAS      | 7:00 PM |
| WED. 15 | AT CONNECTICUT | 7:00 PM |
| FRI. 17 | WASHINGTON     | 7:00 PM |

\*COMMISSIONER'S CUP

ALL TIMES LOCAL

### PRONUNCIATION GUIDE

| PLAYER/COACH       | PRONUNCIATION/EXAMPLE                 |
|--------------------|---------------------------------------|
| Jackie Gemelos     | Gym-el-us                             |
| Sabrina Ionescu    | yo-NESS-coo                           |
| Betnijah Laney     | buh-NAI-juh                           |
| Leaonna Odom       | Lee-AH-nah                            |
| Michaela Onyenwere | Own-yen-way-day                       |
| Kylee Shook        | "We <b>SHOOK</b> hands ... pre-COVID" |

### RECENT TRANSACTIONS

Jasmine Bailey, Asia Taylor: Waived  
(May 13, 2021)

Reshanda Gray: Signed Hardship Contract  
(May 14, 2021)

### NEXT UP

#### GAME #2:

@ INDIANA FEVER

SUNDAY, MAY 16, 2 PM ET

TV: CBSSN



## GAME 1 : NEW YORK LIBERTY VS. INDIANA FEVER HOME GAME #1 (COMMISSIONER'S CUP GAME #1)



NEW YORK LIBERTY (0-0)

vs.

INDIANA FEVER (0-0)



Friday, May 14, 2021 • 7:00 PM ET

Barclays Center (Brooklyn, N.Y.)

YES Network & YES App | NBA TV

REBEL EDITION UNIFORMS

### 2020 RESULTS VS. OPPONENT (0-2)

8/13/20..... at New York ..... L, 79-86  
9/10/20 ..... at Indiana..... L, 75-85

### LIBERTY INJURY REPORT

Leaonna Odom (L. Achilles) - OUT

Jocelyn Willoughby (L. Achilles Surgery) - OUT FOR SEASON

| 2020 | PPG  | OPP. PPG | FG%  | OPP FG% | 3PT% | OPP 3PT% | FT%  | RPG  | APG  | STL | TO   | BLK |
|------|------|----------|------|---------|------|----------|------|------|------|-----|------|-----|
| NY   | 71.5 | 86.0     | 36.7 | 44.6    | 28.1 | 35.2     | 82.8 | 35.9 | 14.7 | 6.4 | 17.9 | 4.3 |
| IND  | 81.7 | 89.5     | 44.2 | 47.2    | 34.5 | 37.0     | 81.9 | 33.7 | 19.2 | 5.1 | 15.9 | 3.2 |

### LIBERTY PROBABLE STARTERS

#### [ SF ] BETNIJAH LANEY

#44 • RUTGERS (5th Season) • 6-0

| 2020 Averages                  | Notables   | Last Game |
|--------------------------------|--|-----------|
| 17.2 PPG<br>4.9 RPG<br>4.0 APG | Highlighted NY's Free Agent Class;<br>2020 WNBA Most Improved Player |           |

#### [ PF ] MICHAELA ONYENWERE

#12 • UCLA (Rookie) • 6-0

| 2020 Averages | Notables   | Last Game |
|---------------|--|-----------|
| N/A           | No. 6 overall selection in 2021 Draft,<br>making WNBA debut. |           |

#### [ C ] KYLEE SHOOK

#24 • LOUISVILLE (2nd Season) • 6-4

| 2020 Averages      | Notables  | Last Game |
|--------------------|---|-----------|
| 4.1 PPG<br>2.8 RPG | First career start for Shook, who<br>appeared in 20 games last season<br>off the Liberty's bench. |           |

#### [ SG ] SAMI WHITCOMB

#33 • WASHINGTON (5th Season) • 5-10

| 2020 Averages                 | Notables   | Last Game |
|-------------------------------|--|-----------|
| 8.1 PPG<br>2.3 RPG<br>2.0 APG | Acquired from the Seattle Storm;<br>Two-time WNBA Champion |           |

#### [ PG ] SABRINA IONESCU

#20 • OREGON (2nd Season) • 5-11

| 2020 Averages                | Notables  | Last Game |
|------------------------------|---|-----------|
| 18.3 PPG<br>4 RPG<br>2.5 APG | Returning to the hardwood after an<br>injury-shortened rookie season; aver-<br>aged 18.3 PPG through 3 games. |           |

### LIBERTY 2020 RECORD BREAKDOWN

| 2020    | RECORD | HOME | AWAY | OT  |
|---------|--------|------|------|-----|
| OVERALL | 2-19   | 0-11 | 2-8  | 0-0 |
| EASTERN | 2-8    | 0-5  | 2-3  | 0-0 |
| WESTERN | 0-11   | 0-6  | 0-5  | 0-0 |



# 2021 NEW YORK LIBERTY ROSTER

## ALPHABETICAL

| No. | Name               | Pos | Ht.  | Wt. | DOB        | EXP | College/Country      |
|-----|--------------------|-----|------|-----|------------|-----|----------------------|
| 9   | Rebecca Allen      | F   | 6-2  | 162 | 11/06/1992 | 5   | Australia            |
| 7   | Layshia Clarendon  | G   | 5-9  | 158 | 05/02/1991 | 8   | California/USA       |
| 1   | Reshanda Gray      | F   | 6-2  | 192 | 06/03/1993 | 4   | California/USA       |
| 6   | Natasha Howard     | F   | 6-2  | 165 | 09/02/1991 | 7   | Florida State/USA    |
| 20  | Sabrina Ionescu    | G   | 5-11 | 165 | 12/06/1997 | 1   | Oregon/USA           |
| 4   | Jazmine Jones      | G   | 6-0  | 160 | 10/16/1996 | 1   | Louisville/USA       |
| 44  | Betnijah Laney     | G-F | 6-0  | 166 | 10/29/1993 | 5   | Rutgers/USA          |
| 0   | Leaonna Odom       | F   | 6-2  | 168 | 03/26/1998 | 1   | Duke/USA             |
| 12  | Michaela Onyenwere | F   | 6-0  | 164 | 08/10/1999 | R   | UCLA/USA             |
| 2   | DiDi Richards      | G-F | 6-2  | 178 | 02/08/1999 | R   | Baylor/USA           |
| 24  | Kylee Shook        | F   | 6-4  | 200 | 04/18/1998 | 1   | Louisville/USA       |
| 41  | Kiah Stokes        | C   | 6-3  | 191 | 04/30/1993 | 5   | Connecticut/USA      |
| 32  | Sami Whitcomb      | G   | 5-10 | 145 | 07/20/1988 | 4   | Washington/Australia |
| 13  | Jocelyn Willoughby | F-G | 6-0  | 180 | 04/25/1998 | 1   | Virginia/USA         |

General Manager  
Head Coach  
Assistant Coach  
Assistant Coach  
Assistant Coach  
Head Athletic Trainer

Jonathan Kolb  
Walt Hopkins  
Dustin Gray  
Shelley Patterson  
Jacki Gemelos  
Theresa Acosta

## NUMERICAL

| No. | Name               | Pos | Ht.  | Wt. | DOB        | EXP | College/Country      |
|-----|--------------------|-----|------|-----|------------|-----|----------------------|
| 0   | Leaonna Odom       | F   | 6-2  | 168 | 03/26/1998 | 1   | Duke/USA             |
| 1   | Reshanda Gray      | F   | 6-2  | 192 | 06/03/1993 | 4   | California/USA       |
| 2   | DiDi Richards      | G-F | 6-2  | 164 | 02/08/1999 | R   | Baylor/USA           |
| 4   | Jazmine Jones      | G   | 6-0  | 160 | 10/15/1996 | 1   | Louisville /USA      |
| 6   | Natasha Howard     | F   | 6-2  | 165 | 09/02/1991 | 7   | Florida State/USA    |
| 7   | Layshia Clarendon  | G   | 5-9  | 158 | 05/02/1991 | 8   | California/USA       |
| 9   | Rebecca Allen      | F   | 6-2  | 162 | 11/06/1992 | 5   | Australia            |
| 12  | Michaela Onyenwere | F   | 6-0  | 178 | 08/10/1999 | R   | UCLA/USA             |
| 13  | Jocelyn Willoughby | F-G | 6-0  | 180 | 03/25/1998 | 1   | Virginia/USA         |
| 20  | Sabrina Ionescu    | G   | 5-11 | 165 | 12/06/1997 | 1   | Oregon/USA           |
| 24  | Kylee Shook        | F   | 6-4  | 200 | 03/18/1998 | 1   | Louisville/USA       |
| 32  | Sami Whitcomb      | G   | 5-10 | 145 | 07/20/1988 | 4   | Washington/Australia |
| 41  | Kiah Stokes        | C   | 6-3  | 191 | 03/30/1993 | 5   | Connecticut/USA      |
| 44  | Betnijah Laney     | G-F | 6-0  | 166 | 10/29/1993 | 5   | Rutgers/USA          |

# LIBERTY PRONOUN & PRONUNCIATION GUIDE

## PRONOUN GUIDE

| No. | Name               | Pronouns                                   |
|-----|--------------------|--|
| 9   | Rebecca Allen      | she/her/hers                               |
| 7   | Layshia Clarendon  | he/him/his, she/her/hers, they/them/theirs |
| 1   | Reshanda Gray      | she/her/hers                               |
| 6   | Natasha Howard     | she/her/hers                               |
| 20  | Sabrina Ionescu    | she/her/hers                               |
| 4   | Jazmine Jones      | she/her/hers                               |
| 44  | Betnijah Laney     | she/her/hers                               |
| 0   | Leaonna Odom       | she/her/hers                               |
| 12  | Michaela Onyenwere | she/her/hers                               |
| 2   | DiDi Richards      | she/her/hers                               |
| 24  | Kylee Shook        | she/her/hers                               |
| 41  | Kiah Stokes        | she/her/hers                               |
| 32  | Sami Whitcomb      | she/her/hers                               |
| 13  | Jocelyn Willoughby | she/her/hers                               |

General Manager  
Head Coach  
Assistant Coach  
Assistant Coach  
Assistant Coach  
Head Athletic Trainer

Jonathan Kolb (he/him/his)  
Walt Hopkins (he/him/his)  
Shelley Patterson (she/her/hers)  
Dustin Gray (he/him/his)  
Jacki Gemelos (she/her/hers)  
Theresa Acosta (she/her/hers)

## PRONUNCIATION GUIDE

Layshia Clarendon  
Jacki Gemelos  
Sabrina Ionescu  
Betnijah Laney  
Leaonna Odom  
Michaela Onyenwere  
Kylee Shook

LAY-shuh CLAIR-en-dun  
Gym-el-us  
yo-NESS-coo  
buh-NAI-juh  
Lee-AH-nah  
Own-yen-way-day  
"We **SHOOK** hands ... pre-COVID"

# LIBERTY 2020 OVERALL STATISTICS



3-POINT

----- REBOUNDS -----

| NO. | PLAYER        | GP-GS | MIN    | FGM-FGA  | FG%   | FGM-FGA | FG%   | FTM-FTA | FT%   | OFF | DEF | TOT/AVG | AST | PF-DQ | STL | TO | BLK | PTS/AVG  |
|-----|---------------|-------|--------|----------|-------|---------|-------|---------|-------|-----|-----|---------|-----|-------|-----|----|-----|----------|
| 20  | Ionescu, S    | 3-3   | 79:39  | 19 - 42  | 45.2% | 7-20    | 35.0% | 10 - 10 | 100%  | 2   | 12  | 14/4.7  | 12  | 4-0   | 2   | 13 | 0   | 55/18.3  |
| 7   | Clarendon, L  | 19-19 | 496:26 | 74 - 159 | 46.5% | 15-44   | 34.1% | 55 - 63 | 87.3% | 6   | 42  | 48/2.5  | 74  | 55-1  | 18  | 65 | 0   | 218/11.5 |
| 4   | Jones, J      | 19-1  | 396:28 | 61 - 157 | 38.9% | 13-42   | 31.0% | 60 - 77 | 77.9% | 16  | 58  | 74/3.9  | 41  | 56-1  | 28  | 51 | 9   | 195/10.3 |
| 13  | Willoughby, J | 21-5  | 369:48 | 39 - 105 | 37.1% | 15-35   | 42.9% | 32 - 38 | 84.2% | 15  | 38  | 53/2.5  | 19  | 48-0  | 15  | 31 | 6   | 125/6    |
| 41  | Stokes, K     | 21-21 | 571:46 | 49 - 130 | 37.7% | 20-83   | 24.1% | 4 - 7   | 57.1% | 27  | 113 | 140/6.7 | 26  | 42-0  | 11  | 27 | 24  | 122/5.8  |
| 0   | Odom, L       | 21-15 | 422:12 | 38 - 86  | 44.2% | 5-19    | 26.3% | 20 - 23 | 87.0% | 33  | 16  | 49/2.3  | 15  | 35-0  | 12  | 15 | 7   | 101/4.8  |
| 24  | Shook, K      | 19-0  | 279:14 | 32 - 78  | 41.0% | 3-16    | 18.8% | 14 - 17 | 82.4% | 15  | 41  | 56/2.9  | 11  | 25-0  | 7   | 20 | 10  | 81/4.3   |



## OPPONENT RECAP

# INDIANA FEVER

### 2021 RECORD

Record.....0-0  
Home.....0-0  
Road.....0-0

### 2020 RECAP

Record.....6-16  
Home.....5-6  
Road.....1-10  
Finish.....5th in Eastern Conference

### 2020 MATCHUPS

8/13/20.....at New York.....L, 79-86  
9/10/20.....at Indiana.....L, 75-85

### 2021 SCHEDULE

5/14/21.....at New York.....7:00 PM  
5/16/21.....at Indiana.....2:00 PM  
7/9/21.....at Indiana.....7:00 PM

### LIBERTY HISTORY VS. FEVER

All-Time Record.....30-47  
Home.....18-21  
Away.....12-26  
Overtime.....5-3  
Postseason.....6-8

### LIBERTY

Most Points.....102 at New York (3OT) (6/26/08)  
Fewest Points.....44 at New York (8/8/06)  
Largest Victory.....32 (91-59) at New York (6/3/16)  
Individual Points.....40, Cappie Pondexter at New York (3OT) (6/26/08)

### FEVER

Most Points.....98 at Indiana (9/1/16)  
Fewest Points.....50 at Indiana (8/23/17)  
Largest Victory.....33 (77-44) at New York (8/8/06)  
Individual Points.....33, Erica Wheeler at New York (8/8/17)

## ROSTER

| NUM | PLAYER            | POS | HT      | WEIGHT  | DOB                | EXP   | FROM                |
|-----|-------------------|-----|---------|---------|--------------------|-------|---------------------|
| 12  | Lindsay Allen     | G   | 5-8 ft  | 144 lbs | MARCH 20, 1995     | 3 yrs | NOTRE DAME/USA      |
| 51  | Jessica Breland   | F   | 6-2 ft  | 166 lbs | FEBRUARY 23, 1988  | 8 yrs | N. CAROLINA/USA     |
| 13  | Lauren Cox        | F   | 6-4 ft  |         | APRIL 20, 1998     | 1 yrs | BAYLOR/USA          |
| 4   | Kysre Gondrezick  | G   | 5-9 ft  | 150 lbs | JULY 27, 1997      | R     | WEST VIRGINIA/USA   |
| 44  | Bernadett Hatar   | C   | 6-10 ft |         | AUGUST 24, 1994    | R     | HUNGARY             |
| 14  | Jantel Lavender   | F   | 6-4 ft  | 185 lbs | NOVEMBER 12, 1988  | 9 yrs | OHIO STATE/USA      |
| 15  | Teaira McCowan    | C   | 6-7 ft  |         | SEPTEMBER 28, 1996 | 2 yrs | MISSISSIPPI ST./USA |
| 25  | Tiffany Mitchell  | G   | 5-9 ft  | 152 lbs | SEPTEMBER 23, 1994 | 5 yrs | S. CAROLINA/USA     |
| 0   | Kelsey Mitchell   | G   | 5-8 ft  | 160 lbs | NOVEMBER 12, 1995  | 3 yrs | OHIO STATE/USA      |
|     | Chelsey Perry     | F   | 6-2 ft  | 164 lbs | JUNE 7, 1999       | R     | UT-MARTIN/USA       |
| 3   | Danielle Robinson | G   | 5-9 ft  | 137 lbs | MAY 10, 1989       | 9 yrs | OKLAHOMA/USA        |
| 35  | Victoria Vivians  | G   | 6-1 ft  | 183 lbs | NOVEMBER 17, 1994  | 2 yrs | MISSISSIPPI ST./USA |
| 1   | Aaliyah Wilson    | G   | 5-10 ft | 172 lbs | AUGUST 28, 1998    | R     | TEXAS A&M/USA       |

**Head Coach:** Marianne Stanley

**Assistant Coaches:** Steve Smith, Jhared Simpson, Vicki Hall

## 2020 SERIES VS. INDIANA (0-2)



3-POINT

----- REBOUNDS -----

| NO | PLAYER        | GP-GS | MIN   | FGM-FGA | FG%   | FGM-FGA | FG%   | FTM-FTA | FT%   | OFF | DEF | TOT/AVG | AST | STL | TO | BLK | PTS/AVG |
|----|---------------|-------|-------|---------|-------|---------|-------|---------|-------|-----|-----|---------|-----|-----|----|-----|---------|
| 22 | Kea, P        | 1-1   | 30:49 | 8 - 18  | 44.4% | 3-7     | 42.9% | 2 - 2   | 100%  | 1   | 0   | 1/1     | 2   | 1   | 3  | 1   | 21/21   |
| 7  | Clarendon, L  | 1-1   | 36:52 | 8 - 17  | 47.1% | 1-2     | 50.0% | 3 - 6   | 50.0% | 0   | 2   | 2/2     | 2   | 1   | 2  | 0   | 20/20   |
| 5  | Nurse, K      | 2-2   | 64:26 | 9 - 29  | 31.0% | 4-16    | 25.0% | 17 - 18 | 94.4% | 1   | 6   | 7/3.5   | 7   | 1   | 3  | 2   | 39/19.5 |
| 4  | Jones, J      | 2-0   | 53:35 | 8 - 20  | 40.0% | 3-6     | 50.0% | 1 - 2   | 50.0% | 3   | 11  | 14/7    | 7   | 5   | 6  | 0   | 20/10   |
| 41 | Stokes, K     | 2-2   | 59:52 | 5 - 10  | 50.0% | 3-6     | 50.0% | 0 - 0   | 0.0   | 3   | 11  | 14/7    | 4   | 0   | 2  | 2   | 13/6.5  |
| 17 | Zahui B, A    | 2-1   | 39:41 | 4 - 17  | 23.5% | 2-9     | 22.2% | 2 - 2   | 100%  | 1   | 8   | 9/4.5   | 1   | 1   | 2  | 1   | 12/6    |
| 13 | Willoughby, J | 2-1   | 39:27 | 4 - 9   | 44.4% | 0-1     | 0.0   | 2 - 2   | 100%  | 2   | 9   | 11/5.5  | 1   | 0   | 3  | 0   | 10/5    |
| 0  | Odom, L       | 2-2   | 28:24 | 2 - 4   | 50.0% | 0-1     | 0.0   | 3 - 3   | 100%  | 0   | 0   | 0/0     | 1   | 1   | 0  | 1   | 7/3.5   |
| 3  | Walker, M     | 2-0   | 14:04 | 3 - 4   | 75.0% | 0-1     | 0.0   | 0 - 0   | 0.0   | 1   | 1   | 2/1     | 1   | 1   | 0  | 0   | 6/3     |
| 24 | Shook, K      | 2-0   | 25:52 | 2 - 9   | 22.2% | 0-2     | 0.0   | 0 - 0   | 0.0   | 1   | 2   | 3/1.5   | 0   | 2   | 1  | 2   | 4/2     |
| 10 | Holmes, J     | 2-0   | 06:58 | 1 - 7   | 14.3% | 0-1     | 0.0   | 0 - 0   | 0.0   | 1   | 1   | 2/1     | 0   | 0   | 0  | 0   | 2/1     |



3-POINT

----- REBOUNDS -----

| NO. | PLAYER      | GP-GS | MIN   | FGM-FGA | FG%   | FGM-FGA | FG%   | FTM-FTA | FT%   | OFF | DEF | TOT/AVG | AST | STL | TO | BLK | PTS/AVG |
|-----|-------------|-------|-------|---------|-------|---------|-------|---------|-------|-----|-----|---------|-----|-----|----|-----|---------|
| 0   | Mitchell, K | 2-2   | 61:21 | 13 - 27 | 48.1% | 4-7     | 57.1% | 6 - 6   | 100%  | 2   | 7   | 9/4.5   | 6   | 0   | 3  | 0   | 36/18   |
| 4   | Dupree, C   | 2-2   | 63:49 | 14 - 38 | 36.8% | 1-5     | 20.0% | 4 - 5   | 80.0% | 2   | 10  | 12/6    | 8   | 2   | 3  | 4   | 33/16.5 |
| 25  | Mitchell, T | 2-1   | 55:27 | 11 - 22 | 50.0% | 1-6     | 16.7% | 7 - 7   | 100%  | 1   | 8   | 9/4.5   | 3   | 0   | 4  | 0   | 30/15   |
| 15  | McCowan, T  | 2-1   | 37:31 | 8 - 15  | 53.3% | 0-0     | 0.0   | 4 - 6   | 66.7% | 7   | 11  | 18/9    | 0   | 1   | 3  | 4   | 20/10   |
| 20  | Allemand, J | 2-2   | 62:53 | 4 - 10  | 40.0% | 4-8     | 50.0% | 5 - 7   | 71.4% | 0   | 9   | 9/4.5   | 10  | 3   | 3  | 1   | 17/8.5  |
| 11  | Achonwa, N  | 2-1   | 36:15 | 6 - 12  | 50.0% | 0-1     | 0.0   | 2 - 2   | 100%  | 3   | 8   | 11/5.5  | 1   | 1   | 4  | 0   | 14/7    |
| 8   | Burke, K    | 2-1   | 36:26 | 5 - 10  | 50.0% | 0-3     | 0.0   | 3 - 3   | 100%  | 0   | 1   | 1/0.5   | 3   | 1   | 2  | 2   | 13/6.5  |
| 13  | Cox, L      | 1-0   | 17:20 | 2 - 4   | 50.0% | 0-0     | 0.0   | 2 - 2   | 100%  | 0   | 2   | 2/2     | 1   | 1   | 0  | 0   | 6/6     |
| 3   | Smalls, K   | 1-0   | 10:00 | 1 - 3   | 33.3% | 0-2     | 0.0   | 0 - 0   | 0.0   | 0   | 1   | 1/1     | 2   | 0   | 0  | 1   | 2/2     |
| 2   | Doyle, K    | 2-0   | 18:58 | 0 - 3   | 0.0   | 0-0     | 0.0   | 0 - 0   | 0.0   | 1   | 4   | 5/2.5   | 2   | 0   | 0  | 0   | 0/0     |

# RECENT BOX SCORES VS. OPPONENT

## WOMEN'S NATIONAL BASKETBALL ASSOCIATION

## OFFICIAL SCORER'S REPORT FINAL BOX

Thursday, September 10, 2020 WNBA Court 1, Bradenton, FL  
Officials: #13 Cheryl Flores, #21 Byron Jarrett, #53 Jeff Smith

Game Duration: 1:52  
Attendance: Not Yet Counted

### VISITOR: New York Liberty (2-18)

|                       | POS                                 | MIN   | FG    | FGA | 3P    | 3PA | FT   | FTA | OR        | DR | TOT                 | A  | PF | ST | TO | BS | +/- | PTS |
|-----------------------|-------------------------------------|-------|-------|-----|-------|-----|------|-----|-----------|----|---------------------|----|----|----|----|----|-----|-----|
| 0 Leonna Odom         | F                                   | 18:07 | 2     | 2   | 0     | 0   | 1    | 1   | 0         | 0  | 0                   | 0  | 3  | 1  | 0  | 0  | 6   | 5   |
| 13 Jocelyn Willoughby | F                                   | 30:51 | 4     | 8   | 0     | 1   | 0    | 0   | 0         | 8  | 8                   | 1  | 5  | 0  | 2  | 0  | -5  | 8   |
| 41 Kiah Stokes        | C                                   | 23:23 | 2     | 4   | 0     | 1   | 0    | 0   | 1         | 5  | 6                   | 2  | 3  | 0  | 1  | 1  | -4  | 4   |
| 5 Kia Nurse           | G                                   | 32:56 | 5     | 14  | 2     | 6   | 6    | 6   | 1         | 0  | 1                   | 4  | 0  | 1  | 3  | 2  | 4   | 18  |
| 22 Paris Kea          | G                                   | 30:49 | 8     | 18  | 3     | 7   | 2    | 2   | 1         | 0  | 1                   | 2  | 5  | 1  | 3  | 1  | -11 | 21  |
| 4 Jazmine Jones       |                                     | 29:11 | 4     | 9   | 1     | 4   | 0    | 0   | 1         | 9  | 10                  | 4  | 3  | 4  | 5  | 0  | -17 | 9   |
| 17 Amanda Zahui B     |                                     | 14:48 | 2     | 9   | 0     | 4   | 0    | 0   | 0         | 4  | 4                   | 1  | 3  | 0  | 0  | 1  | -9  | 4   |
| 3 Megan Walker        |                                     | 05:43 | 1     | 2   | 0     | 1   | 0    | 0   | 1         | 1  | 2                   | 0  | 0  | 0  | 0  | 0  | -7  | 2   |
| 24 Kylee Shook        |                                     | 08:46 | 1     | 4   | 0     | 1   | 0    | 0   | 0         | 0  | 0                   | 0  | 1  | 0  | 1  | 0  | -1  | 2   |
| 10 Joyner Holmes      |                                     | 05:26 | 1     | 6   | 0     | 1   | 0    | 0   | 1         | 1  | 2                   | 0  | 0  | 0  | 0  | 0  | -6  | 2   |
| 7 Layshia Clarendon   | DND - Injury/Illness - Back         |       |       |     |       |     |      |     |           |    |                     |    |    |    |    |    |     |     |
| 20 Sabrina Ionescu    | NWT - Injury/Illness - Ankle Sprain |       |       |     |       |     |      |     |           |    |                     |    |    |    |    |    |     |     |
| 200:00                |                                     |       | 30    | 76  | 6     | 26  | 9    | 9   | 6         | 28 | 34                  | 14 | 23 | 7  | 15 | 5  | -10 | 75  |
|                       |                                     |       | 39.5% |     | 23.1% |     | 100% |     | TM REB: 7 |    | TOT TO: 15 (14 PTS) |    |    |    |    |    |     |     |

### HOME: INDIANA FEVER (6-15)

|                     | POS                               | MIN   | FG    | FGA | 3P  | 3PA | FT  | FTA | OR         | DR | TOT                 | A  | PF | ST | TO | BS | +/- | PTS |
|---------------------|-----------------------------------|-------|-------|-----|-----|-----|-----|-----|------------|----|---------------------|----|----|----|----|----|-----|-----|
| 4 Candice Dupree    | F                                 | 35:14 | 9     | 19  | 1   | 2   | 3   | 3   | 2          | 4  | 6                   | 7  | 0  | 1  | 2  | 2  | 8   | 22  |
| 8 Kennedy Burke     | F                                 | 22:05 | 3     | 5   | 0   | 2   | 2   | 2   | 0          | 1  | 1                   | 3  | 1  | 1  | 1  | 1  | 4   | 8   |
| 11 Natalie Achonwa  | C                                 | 21:08 | 2     | 5   | 0   | 0   | 2   | 2   | 2          | 3  | 5                   | 0  | 4  | 1  | 3  | 0  | -4  | 6   |
| 0 Kelsey Mitchell   | G                                 | 30:00 | 6     | 14  | 2   | 3   | 4   | 4   | 1          | 3  | 4                   | 4  | 1  | 0  | 1  | 0  | 2   | 18  |
| 20 Julie Allemand   | G                                 | 29:07 | 1     | 5   | 1   | 4   | 1   | 2   | 0          | 5  | 5                   | 5  | 2  | 1  | 2  | 1  | 7   | 4   |
| 2 Kathleen Doyle    |                                   | 10:53 | 0     | 3   | 0   | 0   | 0   | 0   | 0          | 4  | 4                   | 1  | 3  | 0  | 0  | 0  | 3   | 0   |
| 25 Tiffany Mitchell |                                   | 22:41 | 3     | 11  | 0   | 3   | 5   | 5   | 1          | 4  | 5                   | 1  | 1  | 0  | 1  | 0  | 8   | 11  |
| 15 Teaira McCowan   |                                   | 18:52 | 6     | 7   | 0   | 0   | 2   | 2   | 0          | 5  | 5                   | 0  | 3  | 1  | 3  | 4  | 14  | 14  |
| 3 Kamiah Smalls     |                                   | 10:00 | 1     | 3   | 0   | 2   | 0   | 0   | 0          | 1  | 1                   | 2  | 0  | 0  | 0  | 1  | 8   | 2   |
| 13 Lauren Cox       | DND - Injury/Illness - Left Knee  |       |       |     |     |     |     |     |            |    |                     |    |    |    |    |    |     |     |
| 35 Victoria Vivians | NWT - Injury/Illness - Right Knee |       |       |     |     |     |     |     |            |    |                     |    |    |    |    |    |     |     |
| 200:00              |                                   |       | 31    | 72  | 4   | 16  | 19  | 20  | 6          | 30 | 36                  | 23 | 15 | 5  | 13 | 9  | 10  | 85  |
|                     |                                   |       | 43.1% |     | 25% |     | 95% |     | TM REB: 11 |    | TOT TO: 14 (19 PTS) |    |    |    |    |    |     |     |

| SCORE BY PERIOD | 1  | 2  | 3  | 4  | FINAL |
|-----------------|----|----|----|----|-------|
| Liberty         | 24 | 18 | 20 | 13 | 75    |
| FEVER           | 20 | 26 | 16 | 23 | 85    |

Inactive: Liberty - Durr (Not With Team - Medical Exemption)  
Inactive: Fever - Lavender (Injury/Illness - Left Foot), Wheeler (Not With Team - WNBA Medical Protocol)  
Points in the Paint: Liberty 34 (17/34), FEVER 44 (22/36)  
2nd Chance Points: Liberty 11 (5/9), FEVER 8 (3/7)  
Fast Break Points: Liberty 11 (5/10), FEVER 2 (1/2)  
Biggest Lead: Liberty 4, FEVER 12  
Lead Changes: 11  
Times Tied: 8

# RECENT BOX SCORES VS. OPPONENT

## WOMEN'S NATIONAL BASKETBALL ASSOCIATION

## OFFICIAL SCORER'S REPORT FINAL BOX

Thursday, August 13, 2020 WNBA Court 1, Bradenton, FL

Officials: #9 Tim Greene, #15 Fatou Cissoko-Stephens, #11 Randy Richardson

Game Duration: 2:00  
Attendance: Not Yet Counted

### VISITOR: Indiana Fever (4-5)

|                      | POS   | MIN   | FG    | FGA | 3P    | 3PA | FT    | FTA | OR        | DR | TOT                | A  | PF | ST | TO | BS | +/- | PTS |
|----------------------|---|-------|-------|-----|-------|-----|-------|-----|-----------|----|--------------------|----|----|----|----|----|-----|-----|
| 4 Candice Dupree     | F   | 28:36 | 5     | 19  | 0     | 3   | 1     | 2   | 0         | 6  | 6                  | 1  | 2  | 1  | 1  | 2  | -2  | 11  |
| 25 Tiffany Mitchell  | F   | 32:44 | 8     | 11  | 1     | 3   | 2     | 2   | 0         | 4  | 4                  | 2  | 1  | 0  | 3  | 0  | 8   | 19  |
| 15 Teaira McCowan    | C   | 18:39 | 2     | 8   | 0     | 0   | 2     | 4   | 7         | 6  | 13                 | 0  | 2  | 0  | 0  | 0  | 4   | 6   |
| 0 Kelsey Mitchell    | G   | 31:21 | 7     | 13  | 2     | 4   | 2     | 2   | 1         | 4  | 5                  | 2  | 3  | 0  | 2  | 0  | 8   | 18  |
| 20 Julie Allemand    | G   | 33:47 | 3     | 5   | 3     | 4   | 4     | 5   | 0         | 4  | 4                  | 5  | 4  | 2  | 1  | 0  | -3  | 13  |
| 13 Lauren Cox        |   | 17:20 | 2     | 4   | 0     | 0   | 2     | 2   | 0         | 2  | 2                  | 1  | 0  | 1  | 0  | 0  | 8   | 6   |
| 2 Kathleen Doyle     |   | 08:05 | 0     | 0   | 0     | 0   | 0     | 0   | 1         | 0  | 1                  | 1  | 4  | 0  | 0  | 0  | 7   | 0   |
| 8 Kennedy Burke      |   | 14:20 | 2     | 5   | 0     | 1   | 1     | 1   | 0         | 0  | 0                  | 0  | 0  | 0  | 1  | 1  | 3   | 5   |
| 11 Natalie Achonwa   |   | 15:08 | 4     | 7   | 0     | 1   | 0     | 0   | 1         | 5  | 6                  | 1  | 3  | 0  | 1  | 0  | 2   | 8   |
| 23 Stephanie Mavunga | DND - Injury/Illness - Facial Injury        |       |       |     |       |     |       |     |           |    |                    |    |    |    |    |    |     |     |
| 35 Victoria Vivians  | DND - Injury/Illness - Right Knee           |       |       |     |       |     |       |     |           |    |                    |    |    |    |    |    |     |     |
| 17 Erica Wheeler     | NWT - Not With Team - WNBA Medical Protocol |       |       |     |       |     |       |     |           |    |                    |    |    |    |    |    |     |     |
| 200:00               |   |       | 33    | 72  | 6     | 16  | 14    | 18  | 10        | 31 | 41                 | 13 | 19 | 4  | 9  | 3  | 7   | 86  |
|                      |   |       | 45.8% |     | 37.5% |     | 77.8% |     | TM REB: 8 |    | TOT TO: 9 (11 PTS) |    |    |    |    |    |     |     |

### HOME: NEW YORK LIBERTY (1-8)

|                       | POS                                      | MIN   | FG    | FGA | 3P    | 3PA | FT    | FTA | OR         | DR | TOT                | A  | PF | ST | TO | BS | +/- | PTS |
|-----------------------|--|-------|-------|-----|-------|-----|-------|-----|------------|----|--------------------|----|----|----|----|----|-----|-----|
| 0 Leaonna Odom        | F  | 10:17 | 0     | 2   | 0     | 1   | 2     | 2   | 0          | 0  | 0                  | 1  | 3  | 0  | 0  | 1  | -2  | 2   |
| 41 Kiah Stokes        | F  | 36:29 | 3     | 6   | 3     | 5   | 0     | 0   | 2          | 6  | 8                  | 2  | 3  | 0  | 1  | 1  | -2  | 9   |
| 17 Amanda Zahui B     | C  | 24:54 | 2     | 8   | 2     | 5   | 2     | 2   | 1          | 4  | 5                  | 0  | 2  | 1  | 2  | 0  | -15 | 8   |
| 5 Kia Nurse           | G  | 31:30 | 4     | 15  | 2     | 10  | 11    | 12  | 0          | 6  | 6                  | 3  | 2  | 0  | 0  | 0  | -9  | 21  |
| 7 Layshia Clarendon   | G  | 36:52 | 8     | 17  | 1     | 2   | 3     | 6   | 0          | 2  | 2                  | 2  | 2  | 1  | 2  | 0  | -6  | 20  |
| 13 Jocelyn Willoughby |  | 08:36 | 0     | 1   | 0     | 0   | 2     | 2   | 2          | 1  | 3                  | 0  | 0  | 0  | 1  | 0  | -7  | 2   |
| 4 Jazmine Jones       |  | 24:24 | 4     | 11  | 2     | 2   | 1     | 2   | 2          | 2  | 4                  | 3  | 3  | 1  | 1  | 0  | -7  | 11  |
| 24 Kylee Shook        |  | 17:05 | 1     | 5   | 0     | 1   | 0     | 0   | 1          | 2  | 3                  | 0  | 2  | 2  | 0  | 2  | 2   | 2   |
| 10 Joyner Holmes      |  | 01:32 | 0     | 1   | 0     | 0   | 0     | 0   | 0          | 0  | 0                  | 0  | 0  | 0  | 0  | 0  | 1   | 0   |
| 3 Megan Walker        |  | 08:21 | 2     | 2   | 0     | 0   | 0     | 0   | 0          | 0  | 0                  | 1  | 1  | 1  | 0  | 0  | 10  | 4   |
| 25 Asia Durr          | NWT - Injury/Illness - Medical Exemption |       |       |     |       |     |       |     |            |    |                    |    |    |    |    |    |     |     |
| 20 Sabrina Ionescu    | NWT - Injury/Illness - Ankle Sprain      |       |       |     |       |     |       |     |            |    |                    |    |    |    |    |    |     |     |
| 22 Paris Kea          | NWT - Not With Team                      |       |       |     |       |     |       |     |            |    |                    |    |    |    |    |    |     |     |
| 200:00                |  |       | 24    | 68  | 10    | 26  | 21    | 26  | 8          | 23 | 31                 | 12 | 18 | 6  | 7  | 4  | -7  | 79  |
|                       |  |       | 35.3% |     | 38.5% |     | 80.8% |     | TM REB: 12 |    | TOT TO: 8 (11 PTS) |    |    |    |    |    |     |     |

| SCORE BY PERIOD | 1  | 2  | 3  | 4  | FINAL |
|-----------------|----|----|----|----|-------|
| Fever           | 27 | 24 | 18 | 17 | 86    |
| LIBERTY         | 17 | 23 | 22 | 17 | 79    |

Inactive: Fever -

Inactive: Liberty -

Points in the Paint: Fever 38 (19/38), LIBERTY 24 (12/31) Biggest Lead: Fever 16, LIBERTY 1

2nd Chance Points: Fever 16 (7/12), LIBERTY 5 (1/8) Lead Changes: 8

Fast Break Points: Fever 5 (2/2), LIBERTY 9 (4/6) Times Tied: 3

## LIBERTY VS. FEVER QUICK HITS

The Liberty's 2021 season opener on May 14 will mark the 78th all-time regular season matchup against the Indiana Fever. The two franchises have also met 14 times in the playoffs.

Friday's home opener at Barclays Center also marks the second time in three seasons that the New York Liberty have hosted the Indiana Fever on opening night.

- Last result (May 24, 2019): L, 80-81

Last season, the Fever edged the Liberty twice in their regular season series.

- August 13, 2020: L, 79-86
- September 10, 2020: L, 75-85

Veteran guard Kelsey Mitchell led the way for Indiana in both contests, totaling 18 points in each matchup.

Second-year Liberty guard, Jazmine Jones, averaged 10 points and 7 rebounds against the Fever over the two-game span.

Since 2000, Indiana has the head-to-head regular season series lead, as New York has an overall record of 30-47 (.390). The Liberty are 6-8 all-time against the Fever in the postseason.

Liberty veterans Layshia Clarendon and Natasha Howard were both drafted by and began their WNBA careers with the Indiana Fever. Clarendon was the team's first round selection (9th overall) in 2013, while Howard was Indiana's first round pick (5th overall) the following season in 2014.

Liberty guard/forward, Betnijah Laney, also played for the Indiana Fever in 2019.

## 2021 STORYLINES

### HOME SWEET HOME

With tip-off of the WNBA's 25th year on May 14, the New York Liberty will embark on their first full season at Barclays Center. The Liberty announced that the state-of-the-art Brooklyn venue will be the franchise's new home on October 17, 2019, however, were unable to host any games in 2020 due to the global pandemic and resultant single-site season.

575 days later, the wait is finally over! The Liberty will officially begin its long-awaited Brooklyn era and will welcome a limited capacity of fans on Friday, May 14.

### SEASON 25: #OwnTheCrown

The New York Liberty are one of the WNBA's three remaining original franchises, joined by the Los Angeles Sparks and Phoenix Mercury. This season, the Liberty and WNBA are both celebrating their historic 25-Year Anniversary. To celebrate the team's monumental milestone, the Liberty will be using #OwnTheCrown throughout the 2021:

*"The campaign pays homage to women who continue to break barriers like the women of the Liberty have done for the last 25 years. From on-and off-court legends, #Own-TheCrown will celebrate the journey of women who are vital to not only the history of the organization, but the overall empowerment of women, and the diverse culture of New York City."* – **Shana Stephenson, Liberty Vice President of Marketing**

### ROOKIE SEASON REDO

The Liberty's No. 1 overall selection in 2020, Sabrina Ionescu, is healthy and eager to pick up where she left off in her rookie season. Ionescu was limited to just three games last year after suffering a season-ending ankle sprain on July 31 against Atlanta.

Over the three-game stretch, Sabrina averaged 18.3 points, 4.7 rebounds and 4.0 assists while shooting 45.2% from the floor; including a 33-point breakout performance against Dallas.

### BROOKLYN VETS

The New York Liberty highlighted the WNBA's off-season transactions with the additions of veterans Betnijah Laney, Natasha Howard and Sami Whitcomb. They have each fought hard to overcome adversity and earn their spots as 3 of 144, and now will begin the next chapter of their WNBA careers with the Liberty. Each player brings unique experience, high-level character, and championship pedigree to this New York Liberty roster.

## 2021 STORYLINES

### **LANEY HIGHLIGHTS LIBERTY FREE AGENCY**

Betnijah Laney, the WNBA's 2020 Most Improved Player, highlighted the Liberty's free agency period in 2021.

Laney, 27, joined New York after a career-best season with Atlanta, where she averaged 17.2 points, 4.9 rebounds, and 4.0 assists per contest, while shooting 48.1% from the field and 40.5% from beyond the arc. Laney's 2020 performance also garnered her a spot on the WNBA All-Defensive First Team.

### **THE FLASH HAS ARRIVED**

On February 8, the Liberty made a blockbuster trade to bring three-time WNBA Champion, Natasha Howard to New York from the Seattle Storm in exchange for the 2021 No. 1 overall draft pick.

The WNBA's 2019 Defensive Player of the Year, Natasha Howard (29) is a 6-2 forward who is entering her eighth WNBA season. Howard was drafted by the Indiana Fever in 2014 where she spent two seasons, followed by two years with the Minnesota Lynx. Howard won her first WNBA Championship (2017) alongside Liberty Head Coach Walt Hopkins in Minnesota. During her three-year tenure with the Seattle Storm, Howard secured two additional WNBA Championships (2018, 2020).

In Seattle's 2020 Championship season, Howard averaged 9.5 points and 7.1 rebounds per game while shooting 53.0% from the field during the regular season.

### **SAMI IN SEAFOAM**

Fifth-year WNBA veteran, Sami Whitcomb, will also be making her debut in Seafoam after spending the past four seasons with the Seattle Storm.

Whitcomb (32), a 5-10 guard, joins the Liberty after helping the Storm to two WNBA titles. In Seattle's 2020 championship season, Whitcomb averaged 8.1 points, 2.3 rebounds and 2.0 assists per game while shooting 38.1% from three, 44.3% from the field and 100% at the free throw line (22-22). The Ventura, Calif. native and Australia citizen signed as a free agent with the Storm in 2017 after competing professionally overseas for several seasons, most notably in Australia's WNBL.

### **BEC'S BACK**

Sami Whitcomb will not be the only Australian sharpshooter bringing their talents to Brooklyn, as the Liberty have re-signed veteran forward Rebecca Allen. Allen, 28, re-joins the Liberty as the team's longest-tenured member (along with Kiah Stokes) after five seasons with New York. Rebecca, whose most recent season with the Liberty was in 2019, averaged a career-high 7.2 points per game on a team-best 42.6% shooting from three-point territory.

Bec Allen played for Valencia Basket in Spain this past offseason and helped lead the Orange to their first-ever EuroCup Championship win in club history.



## 2021 STORYLINES

### **SOPHOMORE SZN**

Just as New York was historically rookie-heavy in 2020, the team will be returning five sophomores to their roster this season: Sabrina Ionescu, Jazmine Jones, Leaonna Odom, Kylee Shook, and Jocelyn Willoughby (out for season). Last season, Jazmine Jones was Liberty's first WNBA All-Rookie Team selection in five years (Brittany Boyd & Kiah Stokes, 2015).

### **2021 WNBA DRAFT**

The New York Liberty enjoyed a successful 2021 WNBA Draft, as the front office was able to procure two first-round talents in Michaela Onyenwere and DiDi Richards; both of whom recently signed with Nike.

Onyenwere, the Liberty's No. 6 overall pick, is a 6-0 forward. The Aurora, Colo. native averaged 19.1 points and 7.2 rebounds while shooting 42.1% in her senior campaign, leading UCLA to a Sweet Sixteen appearance. Michaela, a four-year letter winner with the Bruins, finished her collegiate career as the fourth overall leading scorer in program history (1,888 points).

Richards, New York's No. 17 overall selection, is a 6-2 guard/forward. DiDi averaged 6.3 points and 6.3 assists per game in the 2020-21 season while shooting 42.9% from the field, leading Baylor to a 28-3 finish and Final Four appearance. The Cypress, Texas native, known for her elite defensive ability, garnered the 2020 Naismith and WBCA Defensive Player of The Year Awards.

### **PLAYER TO COACH**

On April 26, 2021, the Liberty announced the hiring of Jacki Gemelos as an assistant coach. Gemelos, 32, begins her first season as a WNBA coach after several seasons of service in the league. Jacki was a point guard for the Chicago Sky in 2015, and split time between the Connecticut Sun and Washington Mystics in 2020. Additionally, she has played six seasons overseas, and was a member of Greece's National Women's Basketball Team.

### **YES, PLEASE.**

The Liberty's regional TV partner since 2019, will televise a record 19 New York Liberty games this season. All of YES' 19 Liberty telecasts will also be streamed live on the YES App.

### **DIDI'S PERSISTENCE**

In October 2020, New York Liberty rookie, DiDi Richards, suffered a collision during practice at Baylor that left her temporarily paralyzed. Just 38 days later, Richards returned to the hardwood where she was able to lead the Lady Bears to an NCAA Final Four finish. In the same season, DiDi ranked second in the nation in total assists (189) while averaging 6.3 points and 6.3 assists during her senior campaign.

## 2021 STORYLINES

### WITHOUT WILLOUGHBY

New York Liberty guard/forward Jocelyn Willoughby suffered a tear of her left Achilles' tendon during the team's scrimmage on May 3 at Connecticut. Willoughby underwent a successful surgical repair on May 5 at Hospital for Special Surgery (HSS). She will miss the 2021 season.

### MADDIE PASSED THE TORCH TO ELLIE

As part of the 25th anniversary season, the New York Liberty announced a new mascot, Ellie the Elephant. Ellie, named after Ellis Island, is replacing Maddie, the team's mascot for the last 24 years.

Back story: Before the grand opening of the Brooklyn Bridge in 1883, there was speculation on the structural integrity of the bridge. To display its strength and safety, showman P.T. Barnum marched 21 elephants across the bridge. The PR stunt was a massive success, paving the way for one of New York's most iconic landmarks. Read more about Ellie [here](#).

### LIBS ABROAD

The New York Liberty's roster enjoyed a highly successful 2020-21 WNBA Off-Season competing overseas. Bec Allen, who played for Valencia Basket in Spain, helped lead the Orange to their first-ever EuroCup Championship win in club history. Kiah Stokes (Fenerbahce) took home the gold in the Turkish League championships, and Nastasha Howard is currently competing in the Serie A1 Finals. All three players will not be available for the home opener as they clear league health and safety protocols.

### READ WHAT YOU SOW

Before the start of the new year, Jocelyn Willoughby announced the launch of her book club, Read What You Sow, in partnership with Brooklyn's Cafe con Libros Feminist Book Store. Read What You Sow explored the injustices disproportionately facing Black and Brown people within healthcare, education, and other social systems fundamental to the welfare of all people through the lens of womxn of color.

The club, which was comprised of Liberty fans, advocates, and educators, met bi-weekly for three months where they explored Brit Bennet's *The Vanishing Half*, *Pushout* by Dr. Monique Morris and *You'll Never Believe What Happened to Lacey: Crazy Stories about Racism* by Amber Ruffin and Lacey Lamar. Jocelyn led and moderated each conversation, and in addition, met with the authors of all three books on the Liberty's Instagram Live for one-on-one conversations.

## ON THIS DAY IN LIBERTY HISTORY



**May 14, 2016**

The New York Liberty defeated the Washington Mystics, 87-76, on the road to begin their 2016 season.

New York will vie for its first opening night win since May 13, 2017 (vs. San Antonio) as they host the Indiana Fever at Barclays Center.

## 2020 TEAM HIGHS AND LOWS

### Liberty Lows

|                  |      |                     |
|------------------|------|---------------------|
| Points           | 56   | vs. Atlanta - 9/3   |
| Field Goals Made | 18   | vs. Phoenix - 8/2   |
| Field Goals Att. | 54   | at CT - 8/22        |
| Field Goal Pct.  | 24.7 | vs. Phoenix - 8/2   |
| 3-Point FGs Made | 3    | vs. Chicago - 8/20  |
| 3-Point FGs Att. | 19   | vs. Chicago - 8/20  |
| 3-Point FG Pct.  | 11.4 | at Phoenix - 9/5    |
| Free Throws Made | 8    | vs. Minnesota - 8/5 |
| Free Throws Att. | 9    | at Indiana - 9/10   |
| Free Throw Pct.  | 62.5 | vs. Las Vegas - 8/9 |
| Offensive Reb    | 3    | vs. CT - 9/1        |
| Defensive Reb    | 21   | vs. Minnesota - 8/5 |
| Total Reb        | 26   | vs. LA - 9/10       |
| Assists          | 10   | 2 Times             |
| Steals           | 4    | 3 Times             |
| Turnovers        | 7    | 2 Times             |
| Blocked Shots    | 1    | at Seattle - 8/18   |
| Personal Fouls   | 12   | vs. Atlanta - 9/3   |

### Liberty Highs

|                  |      |                      |
|------------------|------|----------------------|
| Points           | 101  | vs. Chicago - 8/25   |
| Field Goals Made | 38   | vs. Chicago - 8/25   |
| Field Goals Att. | 81   | at Phoenix - 9/5     |
| Field Goal Pct.  | 55.8 | vs. Chicago - 8/25   |
| 3-Point FGs Made | 14   | vs. Chicago - 8/25   |
| 3-Point FGs Att. | 35   | 2 Times              |
| 3-Point FG Pct.  | 46.7 | vs. Chicago - 8/25   |
| Free Throws Made | 26   | vs. Phoenix - 8/2    |
| Free Throws Att. | 29   | vs. Phoenix - 8/2    |
| Free Throw Pct.  | 100  | at Indiana - 9/10    |
| Offensive Reb    | 21   | at Phoenix - 9/5     |
| Defensive Reb    | 35   | vs. Las Vegas - 8/29 |
| Total Reb        | 53   | at Phoenix - 9/5     |
| Assists          | 26   | vs. Chicago - 8/25   |
| Steals           | 10   | at LA - 8/11         |
| Turnovers        | 26   | at LA - 8/11         |
| Blocked Shots    | 11   | at Atlanta - 7/31    |
| Personal Fouls   | 30   | vs. Phoenix - 8/2    |

## 2020 OPPONENT HIGHS AND LOWS

### Opponent Lows

|                  |      |                      |
|------------------|------|----------------------|
| Points           | 62   | vs. Atlanta - 9/3    |
| Scoring Margin   | -8   | at Washington - 8/7  |
| Field Goals Made | 23   | 2 Times              |
| Field Goals Att. | 61   | 2 Times              |
| Field Goal Pct.  | 32.0 | vs. Atlanta - 9/3    |
| 3-Point FGs Made | 1    | vs. Las Vegas - 8/9  |
| 3-Point FGs Att. | 8    | vs. Las Vegas - 8/9  |
| 3-Point FG Pct.  | 11.1 | vs. Atlanta - 9/3    |
| Free Throws Made | 6    | vs. Chicago - 8/20   |
| Free Throws Att. | 8    | vs. Chicago - 8/20   |
| Free Throw Pct.  | 64.7 | at Dallas - 7/29     |
| Offensive Reb    | 1    | at Washington - 8/7  |
| Defensive Reb    | 22   | at LA - 8/11         |
| Total Reb        | 26   | 2 Times              |
| Assists          | 11   | 2 Times              |
| Steals           | 4    | 2 Times              |
| Turnovers        | 8    | vs. Las Vegas - 8/29 |
| Blocked Shots    | 2    | 4 Times              |
| Personal Fouls   | 11   | vs. Minnesota - 8/5  |

### Opponent Highs

|                  |      |                    |
|------------------|------|--------------------|
| Points           | 105  | at Seattle - 8/18  |
| Scoring Margin   | 41   | at Seattle - 8/18  |
| Field Goals Made | 42   | vs. Chicago - 8/20 |
| Field Goals Att. | 80   | vs. Chicago - 8/20 |
| Field Goal Pct.  | 54.4 | vs. LA - 9/8       |
| 3-Point FGs Made | 13   | at Seattle - 8/18  |
| 3-Point FGs Att. | 30   | at Phoenix - 9/5   |
| 3-Point FG Pct.  | 64.7 | at LA - 8/11       |
| Free Throws Made | 27   | vs. Phoenix - 8/2  |
| Free Throws Att. | 33   | vs. Phoenix - 8/2  |
| Free Throw Pct.  | 95.0 | at Indiana - 9/10  |
| Offensive Reb    | 17   | at Atlanta - 7/31  |
| Defensive Reb    | 38   | vs. Phoenix - 8/2  |
| Total Reb        | 49   | vs. Atlanta - 9/3  |
| Assists          | 32   | vs. LA - 9/8       |
| Steals           | 15   | vs. Seattle - 7/25 |
| Turnovers        | 16   | at LA - 8/11       |
| Blocked Shots    | 9    | 2 Times            |
| Personal Fouls   | 29   | vs. Phoenix - 8/2  |

## 2020 GAME-BY-GAME HIGHS

| NEW YORK LIBERTY |              |          |      |      |       |               |               |              |                  |
|------------------|--------------|----------|------|------|-------|---------------|---------------|--------------|------------------|
| Date             | Opponent     | Team/Opp | Home | Road | Total | High Scoring  | High Rebounds | High Assists | Opponent Scoring |
| Jul 25           | SEATTLE      | L 71- 87 | 0-1  | 0-0  | 0-1   | Clarendon-20  | Stokes-9      | Ionescu-4    | Stewart-18       |
| Jul 29           | @Dallas      | L 80- 93 | 0-1  | 0-1  | 0-2   | Ionescu-33    | Zahui B-11    | Ionescu-7    | Ogunbowale-20    |
| Jul 31           | @Atlanta     | L 78- 84 | 0-1  | 0-2  | 0-3   | Jones-20      | Stokes-7      | Clarendon-5  | Laney-30         |
| Aug 2            | PHOENIX      | L 67- 96 | 0-2  | 0-2  | 0-4   | Nurse-17      | Zahui B-9     | Clarendon-4  | Hartley-27       |
|                  |              |          |      |      |       |               |               | Jones-4      |                  |
| Aug 5            | MINNESOTA    | L 66- 92 | 0-3  | 0-2  | 0-5   | Zahui B-13    | Stokes-8      | Clarendon-6  | Carleton-25      |
| Aug 7            | @Washington  | W 74- 66 | 0-3  | 1-2  | 1-5   | Nurse-17      | Zahui B-14    | Clarendon-6  | Powers-20        |
| Aug 9            | LAS VEGAS    | L 76- 78 | 0-4  | 1-2  | 1-6   | Zahui B-20    | Stokes-12     | Clarendon-8  | Wilson-31        |
| Aug 11           | @Los Angeles | L 78- 93 | 0-4  | 1-3  | 1-7   | Jones-24      | Zahui B-10    | Clarendon-5  | Williams-17      |
|                  |              |          |      |      |       |               |               |              | Wiese-17         |
| Aug 13           | INDIANA      | L 79- 86 | 0-5  | 1-3  | 1-8   | Nurse-21      | Stokes-8      | Nurse-3      | T. Mitchell-19   |
|                  |              |          |      |      |       |               |               | Jones-3      |                  |
| Aug 15           | @Minnesota   | L 64- 94 | 0-5  | 1-4  | 1-9   | Jones-13      | Zahui B-8     | Nurse-3      | Collier-26       |
| Aug 18           | @Seattle     | L 64-105 | 0-5  | 1-5  | 1-10  | Nurse-21      | Shook-6       | Clarendon-2  | Prince-16        |
|                  |              |          |      |      |       |               | Jones-6       | Willoughby-2 |                  |
|                  |              |          |      |      |       |               |               | Jones-2      |                  |
| Aug 20           | CHICAGO      | L 85-101 | 0-6  | 1-5  | 1-11  | Jones-18      | Stokes-9      | Clarendon-5  | Stevens-25       |
| Aug 22           | @Connecticut | L 65- 82 | 0-6  | 1-6  | 1-12  | Nurse-17      | Zahui B-10    | Jones-5      | A. Thomas-25     |
|                  |              |          |      |      |       |               |               | Zahui B-5    |                  |
| Aug 25           | @Chicago     | W101- 99 | 0-6  | 2-6  | 2-12  | Zahui B-22    | Zahui B-12    | Clarendon-5  | Quigley-29       |
| Aug 29           | @Las Vegas   | L 63- 80 | 0-6  | 2-7  | 2-13  | Kea-14        | Zahui B-21    | Clarendon-4  | Wilson-20        |
| Sep 1            | CONNECTICUT  | L 65- 70 | 0-7  | 2-7  | 2-14  | Nurse-18      | Zahui B-10    | Nurse-3      | Bonner-27        |
|                  |              |          |      |      |       |               |               | Zahui B-3    |                  |
| Sep 3            | ATLANTA      | L 56- 62 | 0-8  | 2-7  | 2-15  | Nurse-12      | Zahui B-11    | Zahui B-3    | C. Williams-15   |
|                  |              |          |      |      |       | Odom-12       |               |              |                  |
| Sep 5            | @Phoenix     | L 67- 83 | 0-8  | 2-8  | 2-16  | Holmes-13     | Holmes-13     | Clarendon-3  | Diggins-Smith-30 |
| Sep 8            | LOS ANGELES  | L 70- 96 | 0-9  | 2-8  | 2-17  | Willoughby-21 | Stokes-8      | Clarendon-5  | Williams-20      |
|                  |              |          |      |      |       |               |               |              | N. Ogwumike-20   |
| Sep 10           | @Indiana     | L 75- 85 | 0-9  | 2-9  | 2-18  | Kea-21        | Jones-10      | Nurse-4      | Dupree-22        |
| Sep 12           | WASHINGTON   | L 75- 58 | 0-11 | 2-8  | 2-19  | Nurse-15      | Jones-7       | Jones-6      | Hines-Allen-25   |
|                  |              |          |      |      |       | Stokes-15     | Zahui B-7     |              |                  |

## 2020 TEAM SCORING HIGHS AND LOWS

| LIBERTY SCORING | HIGH                  | LOW                    |
|-----------------|-----------------------|------------------------|
| 1ST QUARTER     | 24 (2 Times)          | 8 (CT, 9/1/20)         |
| 2ND QUARTER     | 27 (Atlanta 7/31/20)  | 8 (Atlanta, 9/3/20)    |
| 3RD QUARTER     | 32 (Chicago, 8/25/20) | 6 (Minnesota 8/5/20)   |
| 4TH QUARTER     | 22 (Atlanta 7/31/20)  | 7 (Las Vegas, 8/29/20) |
| 1ST HALF        | 44 (2 Times)          | 27 (Phoenix, 8/2/20)   |
| 2ND HALF        | 55 (Chicago, 8/25/20) | 27 (3 Times)           |
| 10T             |                       |                        |
| 20T             |                       |                        |



## 2020 INDIVIDUAL HIGHS

| PLAYER                | MINS | FGM   | FTM   | OFF<br>REB | DEF<br>REB | TOT<br>REB | AS    | ST    | BS    | PTS    |
|-----------------------|------|-------|-------|------------|------------|------------|-------|-------|-------|--------|
| LAYSHIA<br>CLARENDON  | 37   | 8     | 11    | 1 (2)      | 5          | 5          | 8     | 2 (4) | 0     | 20 (2) |
| SABRINA IONESCU       | 34   | 11    | 5     | 1          | 6          | 7          | 7     | 1     | 0     | 33     |
| JAZMINE JONES         | 26   | 8     | 7     | 2 (2)      | 5          | 10         | 6     | 5     | 2 (3) | 24     |
| LEAONNA ODOM          | 28   | 4 (2) | 3     | 4 (3)      | 3          | 7          | 3     | 2     | 1 (6) | 12     |
| KYLEE SHOOK           | 24   | 4 (2) | 3 (2) | 3          | 6          | 6 (2)      | 2 (2) | 2     | 2 (2) | 9 (4)  |
| KIAH STOKES           | 36   | 6 (2) | 2     | 4          | 8 (2)      | 12         | 4     | 2     | 3     | 15     |
| JOCELYN<br>WILLOUGHBY | 26   | 5 (2) | 7     | 6          | 4          | 9          | 3     | 3     | 2     | 21     |

## LIBERTY SINGLE-GAME RECORDS

### Points

40 Cappie Pondexter vs. Indiana July 18, 2010

### FG Made

14 6 Times (Most Recent: Tina Charles vs. Connecticut) August 14, 2015

### 3PT FG Made

7 5 Times (Most Recent: Amanda Zahui B vs. Los Angeles) June 15, 2019

### Assists

13 Teresa Weatherspoon vs. Los Angeles July 21, 1998

### Rebounds

21 Amanda Zahui B vs. Las Vegas August 29, 2020

### Blocks

8 Kiah Stokes vs. Connecticut July 16, 2015

### Steals

8 Teresa Weatherspoon vs. Charlotte July 10, 1997

## LIBERTY SINGLE-GAME ROOKIE RECORDS

### Points

34 Kia Nurse vs. Indiana June 2, 2018

### FG Made

12 Sophia Witherspoon August 20, 1997

### 3PT FG Made

7 Crystal Robinson July 24, 1999

### Assists

12 Teresa Weatherspoon vs. Los Angeles August 20, 1997

### Rebounds

13 DeTrina White vs. Indiana May 21, 2004

13 Joyner Holmes vs. Phoenix September 5, 2020

### Blocks

8 Kiah Stokes vs. Connecticut July 16, 2015

### Steals

8 Teresa Weatherspoon vs. Charlotte July 10, 1997





# WALT HOPKINS

**HEAD COACH (SECOND SEASON)**  
**HARVARD • CALIFORNIA-BERKELEY • NEVADA-RENO**

The 2021 WNBA season will be Walt Hopkins' second season as the New York Liberty's head coach.

Prior to joining the Liberty, Hopkins served as an assistant coach for the Minnesota Lynx since 2017, where he helped accumulate a 63-39 record, three consecutive trips to the WNBA Playoffs and one WNBA Championship.

Hopkins has over a decade of experience as a basketball coach at the professional, collegiate, and high school levels. He specializes in: relationship building; providing nuanced individual skill development at every position, improving footwork and shot mechanics, creating and maintaining positive team culture via specific framing and communication strategies, and cultivating positive mindsets in players and coaches.

Prior to joining the Lynx staff, Hopkins served as Academic Coach at the University of California, Berkeley (2014-2016). He also served as the assistant women's basketball coach at Utah Valley University (2013-2014) and Director of Basketball Operations and Player Development Coach for the Tulsa Shock (2013).

Originally from Sparks, Nevada, Hopkins received his bachelor's degree at the University of Nevada-Reno. He also holds master's degrees from Harvard and UC Berkeley, where his studies focused primarily on applying findings from Social, Developmental and Educational Psychology to coaching settings.



FORWARD



## #9 REBECCA ALLEN

SIXTH SEASON | WANGARETTA, AUSTRALIA | 6-2 | BORN NOV. 6, 1992 | 2019: 7.2 PPG, 2.5 RPG

- Re-signed with the New York Liberty on April 26, 2021.
- Allen, 28, re-joins the Liberty as the team's longest-tenured member (along with Kiah Stokes) after five seasons with New York. Rebecca, whose most recent season in Seafoam was in 2019, averaged a career-high 7.2 points per game on a team-best 42.6% shooting from three-point territory.

## REBECCA'S 2021 GAME-BY-GAME STATS

| DATE    | OPPONENT       | RESULT | MIN | FGM-A | 3PM-A | FTM-A | OREB | DREB | REB | AST | STL | BLK | TO | PF | PTS |
|---------|----------------|--------|-----|-------|-------|-------|------|------|-----|-----|-----|-----|----|----|-----|
| MAY 14  | INDIANA        |        |     |       |       |       |      |      |     |     |     |     |    |    |     |
| MAY 16  | AT INDIANA     |        |     |       |       |       |      |      |     |     |     |     |    |    |     |
| MAY 18  | MINNESOTA      |        |     |       |       |       |      |      |     |     |     |     |    |    |     |
| MAY 21  | AT WASHINGTON  |        |     |       |       |       |      |      |     |     |     |     |    |    |     |
| MAY 23  | AT CHICAGO     |        |     |       |       |       |      |      |     |     |     |     |    |    |     |
| MAY 25  | DALLAS         |        |     |       |       |       |      |      |     |     |     |     |    |    |     |
| MAY 29  | ATLANTA        |        |     |       |       |       |      |      |     |     |     |     |    |    |     |
| JUNE 3  | LAS VEGAS      |        |     |       |       |       |      |      |     |     |     |     |    |    |     |
| JUNE 5  | AT CONNECTICUT |        |     |       |       |       |      |      |     |     |     |     |    |    |     |
| JUNE 13 | AT PHOENIX     |        |     |       |       |       |      |      |     |     |     |     |    |    |     |
| JUNE 15 | AT LAS VEGAS   |        |     |       |       |       |      |      |     |     |     |     |    |    |     |
| JUNE 17 | AT LAS VEGAS   |        |     |       |       |       |      |      |     |     |     |     |    |    |     |
| JUNE 20 | AT LOS ANGELES |        |     |       |       |       |      |      |     |     |     |     |    |    |     |
| JUNE 22 | CHICAGO        |        |     |       |       |       |      |      |     |     |     |     |    |    |     |
| JUNE 24 | CHICAGO        |        |     |       |       |       |      |      |     |     |     |     |    |    |     |
| JUNE 26 | AT ATLANTA     |        |     |       |       |       |      |      |     |     |     |     |    |    |     |
| JUNE 29 | AT ATLANTA     |        |     |       |       |       |      |      |     |     |     |     |    |    |     |
| JULY 3  | WASHINGTON     |        |     |       |       |       |      |      |     |     |     |     |    |    |     |
| JULY 5  | DALLAS         |        |     |       |       |       |      |      |     |     |     |     |    |    |     |
| JULY 9  | AT INDIANA     |        |     |       |       |       |      |      |     |     |     |     |    |    |     |
| JULY 11 | CONNECTICUT    |        |     |       |       |       |      |      |     |     |     |     |    |    |     |
| AUG 15  | AT MINNESOTA   |        |     |       |       |       |      |      |     |     |     |     |    |    |     |
| AUG 18  | SEATTLE        |        |     |       |       |       |      |      |     |     |     |     |    |    |     |
| AUG 20  | SEATTLE        |        |     |       |       |       |      |      |     |     |     |     |    |    |     |
| AUG 22  | LOS ANGELES    |        |     |       |       |       |      |      |     |     |     |     |    |    |     |
| AUG 25  | PHOENIX        |        |     |       |       |       |      |      |     |     |     |     |    |    |     |
| AUG 27  | PHOENIX        |        |     |       |       |       |      |      |     |     |     |     |    |    |     |
| AUG 31  | AT MINNESOTA   |        |     |       |       |       |      |      |     |     |     |     |    |    |     |
| SEPT 2  | AT SEATTLE     |        |     |       |       |       |      |      |     |     |     |     |    |    |     |
| SEPT 11 | AT PHOENIX     |        |     |       |       |       |      |      |     |     |     |     |    |    |     |
| SEPT 15 | AT DALLAS      |        |     |       |       |       |      |      |     |     |     |     |    |    |     |
| SEPT 17 | AT CONNECTICUT |        |     |       |       |       |      |      |     |     |     |     |    |    |     |
| SEPT 17 | AT WASHINGTON  |        |     |       |       |       |      |      |     |     |     |     |    |    |     |

## CAREER REGULAR SEASON HIGHS

| Per Game Highs                    | Season | Career                     |
|-----------------------------------|--------|----------------------------|
| Points                            |        | 28 (Minnesota - 8/13/2019) |
| Rebounds                          |        | 9 (Seattle - 5/26/2017)    |
| Defensive Rebounds                |        | 7 (Seattle - 5/26/2017)    |
| Offensive Rebounds                |        | 3 (Minnesota - 6/29/2016)  |
| Assists                           |        | 4 (Chicago - 8/7/2019)     |
| Blocks                            |        | 4 (Chicago - 8/7/2019)     |
| Steals                            |        | 3 (4 Times)                |
| Field Goals Made                  |        | 11 (Minnesota - 8/13/2019) |
| Field Goals Attempted             |        | 15 (Minnesota - 8/13/2019) |
| Three Point Field Goals Made      |        | 6 (2 Times)                |
| Three Point Field Goals Attempted |        | 11 (Chicago - 8/7/2019)    |
| Minutes Played                    |        | 35 (Chicago - 9/16/2016)   |

## CAREER REGULAR SEASON AVERAGES

| YEAR   | TEAM | G   | GS | MPG  | FG%  | 3P%  | FT%  | OREB | DREB | RPG | APG | SPG | BPG | TO  | PF  | PPG |
|--------|------|-----|----|------|------|------|------|------|------|-----|-----|-----|-----|-----|-----|-----|
| 2015   | NYL  | 2   | 0  | 17.0 | 30.0 | 0.0  | 0.0  | 1.0  | 3.5  | 4.5 | 0.0 | 1.5 | 1.0 | 1.5 | 0.5 | 3.0 |
| 2016   | NYL  | 21  | 6  | 13.3 | 45.9 | 56.7 | 86.7 | 0.6  | 1.1  | 1.7 | 0.5 | 0.4 | 0.5 | 0.6 | 1.7 | 5.7 |
| 2017   | NYL  | 33  | 0  | 9.2  | 37.6 | 34.1 | 33.3 | 0.4  | 1.6  | 2.0 | 0.5 | 0.3 | 0.3 | 0.5 | 1.1 | 2.8 |
| 2018   | NYL  | 28  | 0  | 10.4 | 37.6 | 26.3 | 84.0 | 0.5  | 1.3  | 1.7 | 0.3 | 0.3 | 0.3 | 0.5 | 1.3 | 3.8 |
| 2019   | NYL  | 24  | 2  | 17.2 | 41.7 | 42.6 | 81.3 | 0.5  | 2.0  | 2.5 | 0.7 | 0.5 | 0.7 | 0.7 | 2.1 | 7.2 |
| Career |      | 108 | 8  | 12.2 | 40.6 | 38.6 | 79.0 | 0.5  | 1.6  | 2.0 | 0.5 | 0.4 | 0.5 | 0.6 | 1.5 | 4.6 |



GUARD



# #7 LAYSHIA CLARENDON

NINTH SEASON | CALIFORNIA | SAN BERNADINO, CALIF. | 5-9 | BORN MAY 2, 1991 | 2020: 11.5 PPG, 3.9 APG

- Layshia is entering their ninth WNBA season as the team's longest-tenured veteran.
- Clarendon averaged a career-high 11.5 points per game across 19 contests in 2020, their first season with New York.

## LAYSHIA'S 2021 GAME-BY-GAME STATS

| DATE    | OPPONENT       | RESULT | MIN | FGM-A | 3PM-A | FTM-A | OREB | DREB | REB | AST | STL | BLK | TO | PF | PTS |
|---------|----------------|--------|-----|-------|-------|-------|------|------|-----|-----|-----|-----|----|----|-----|
| MAY 14  | INDIANA        |        |     |       |       |       |      |      |     |     |     |     |    |    |     |
| MAY 16  | AT INDIANA     |        |     |       |       |       |      |      |     |     |     |     |    |    |     |
| MAY 18  | MINNESOTA      |        |     |       |       |       |      |      |     |     |     |     |    |    |     |
| MAY 21  | AT WASHINGTON  |        |     |       |       |       |      |      |     |     |     |     |    |    |     |
| MAY 23  | AT CHICAGO     |        |     |       |       |       |      |      |     |     |     |     |    |    |     |
| MAY 25  | DALLAS         |        |     |       |       |       |      |      |     |     |     |     |    |    |     |
| MAY 29  | ATLANTA        |        |     |       |       |       |      |      |     |     |     |     |    |    |     |
| JUNE 3  | LAS VEGAS      |        |     |       |       |       |      |      |     |     |     |     |    |    |     |
| JUNE 5  | AT CONNECTICUT |        |     |       |       |       |      |      |     |     |     |     |    |    |     |
| JUNE 13 | AT PHOENIX     |        |     |       |       |       |      |      |     |     |     |     |    |    |     |
| JUNE 15 | AT LAS VEGAS   |        |     |       |       |       |      |      |     |     |     |     |    |    |     |
| JUNE 17 | AT LAS VEGAS   |        |     |       |       |       |      |      |     |     |     |     |    |    |     |
| JUNE 20 | AT LOS ANGELES |        |     |       |       |       |      |      |     |     |     |     |    |    |     |
| JUNE 22 | CHICAGO        |        |     |       |       |       |      |      |     |     |     |     |    |    |     |
| JUNE 24 | CHICAGO        |        |     |       |       |       |      |      |     |     |     |     |    |    |     |
| JUNE 26 | AT ATLANTA     |        |     |       |       |       |      |      |     |     |     |     |    |    |     |
| JUNE 29 | AT ATLANTA     |        |     |       |       |       |      |      |     |     |     |     |    |    |     |
| JULY 3  | WASHINGTON     |        |     |       |       |       |      |      |     |     |     |     |    |    |     |
| JULY 5  | DALLAS         |        |     |       |       |       |      |      |     |     |     |     |    |    |     |
| JULY 9  | AT INDIANA     |        |     |       |       |       |      |      |     |     |     |     |    |    |     |
| JULY 11 | CONNECTICUT    |        |     |       |       |       |      |      |     |     |     |     |    |    |     |
| AUG 15  | AT MINNESOTA   |        |     |       |       |       |      |      |     |     |     |     |    |    |     |
| AUG 18  | SEATTLE        |        |     |       |       |       |      |      |     |     |     |     |    |    |     |
| AUG 20  | SEATTLE        |        |     |       |       |       |      |      |     |     |     |     |    |    |     |
| AUG 22  | LOS ANGELES    |        |     |       |       |       |      |      |     |     |     |     |    |    |     |
| AUG 25  | PHOENIX        |        |     |       |       |       |      |      |     |     |     |     |    |    |     |
| AUG 27  | PHOENIX        |        |     |       |       |       |      |      |     |     |     |     |    |    |     |
| AUG 31  | AT MINNESOTA   |        |     |       |       |       |      |      |     |     |     |     |    |    |     |
| SEPT 2  | AT SEATTLE     |        |     |       |       |       |      |      |     |     |     |     |    |    |     |
| SEPT 11 | AT PHOENIX     |        |     |       |       |       |      |      |     |     |     |     |    |    |     |
| SEPT 15 | AT DALLAS      |        |     |       |       |       |      |      |     |     |     |     |    |    |     |
| SEPT 17 | AT CONNECTICUT |        |     |       |       |       |      |      |     |     |     |     |    |    |     |
| SEPT 17 | AT WASHINGTON  |        |     |       |       |       |      |      |     |     |     |     |    |    |     |

## CAREER REGULAR SEASON HIGHS

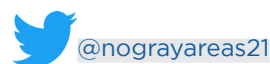
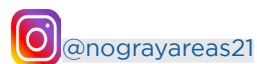
| Per Game Highs     | Season | Career                   |
|--------------------|--------|--------------------------|
| Points             |        | 27 (Indiana - 7/7/2017)  |
| Rebounds           |        | 10 (Phoenix - 7/25/2017) |
| Defensive Rebounds |        | 8 (2 Times)              |
| Offensive Rebounds |        | 5 (Las Vegas - 8/9/20)   |
| Assists            |        | 14 (Seattle - 8/23/2017) |
| Blocks             |        | 1 (6 Times)              |
| Steals             |        | 4 (Minnesota - 8/3/2017) |
| FGs Made           |        | 11 (Indiana - 7/7/2017)  |
| FGs Attempted      |        | 19 (Atlanta - 7/31/20)   |
| 3PT FGs Made       |        | 4 (Washington - 8/7/20)  |
| 3PT FGs Attempted  |        | 6 (Atlanta - 7/31/20)    |
| Minutes Played     |        | 41 (Dallas - 7/8/2016)   |

## CAREER REGULAR SEASON AVERAGES

| YEAR   | TEAM | G   | GS  | MPG  | FG%  | 3P%  | FT%  | OREB | DREB | RPG | APG | SPG | BPG | TO  | PF  | PPG  |
|--------|------|-----|-----|------|------|------|------|------|------|-----|-----|-----|-----|-----|-----|------|
| 2013   | IND  | 30  | 4   | 19.4 | 33.1 | 25.9 | 40.9 | 0.6  | 1.2  | 1.8 | 1.8 | 0.5 | 0.0 | 1.3 | 2.2 | 4.2  |
| 2014   | IND  | 29  | 3   | 13.7 | 40.2 | 31.6 | 70.8 | 0.4  | 1.0  | 1.4 | 1.2 | 0.3 | 0.0 | 0.9 | 1.1 | 4.2  |
| 2015   | IND  | 29  | 12  | 20.8 | 44.5 | 40.6 | 76.5 | 1.0  | 1.7  | 2.7 | 2.0 | 0.6 | 0.0 | 1.6 | 2.0 | 6.7  |
| 2016   | ATL  | 34  | 32  | 28.2 | 46.6 | 34.6 | 76.5 | 1.3  | 3.1  | 4.3 | 3.5 | 0.7 | 0.0 | 2.2 | 2.3 | 10.4 |
| 2017   | ATL  | 34  | 33  | 29.8 | 37.8 | 18.0 | 87.9 | 0.9  | 2.9  | 3.8 | 6.6 | 0.9 | 0.0 | 2.6 | 2.9 | 10.7 |
| 2018   | TOT  | 33  | 4   | 16.6 | 40.1 | 10.0 | 81.1 | 0.5  | 1.3  | 1.8 | 2.2 | 0.4 | 0.0 | 1.1 | 1.5 | 4.8  |
| 2019   | CON  | 9   | 0   | 15.3 | 41.9 | 100  | 85.7 | 0.8  | 1.7  | 2.4 | 2.1 | 0.3 | 0.0 | 0.8 | 0.8 | 6.2  |
| 2020   | NYL  | 19  | 19  | 26.1 | 46.5 | 34.1 | 87.3 | 0.3  | 2.2  | 2.5 | 3.9 | 1.0 | 0.0 | 3.4 | 2.9 | 11.5 |
| Career |      | 217 | 107 | 21.8 | 41.2 | 28.8 | 79.4 | 0.7  | 1.9  | 2.7 | 3.0 | 0.7 | 0.0 | 1.8 | 2.0 | 7.3  |



FORWARD



## #1 RESHANDA GRAY

FIFTH SEASON | CALIFORNIA '15 | LOS ANGELES, CALIF. | 6-2 | BORN JUNE 1, 1993 | 2020: 1.4 PPG, 2.8 RPG

- Signed a hardship contract with the New York Liberty on May 14, 2021.
- Rejoins the Liberty after spending the 2020 season with the Los Angeles Sparks where she saw action in 10 regular season games, and one playoff contest.
- In 2019, Reshanda averaged a career-high 5.2 points and 5.2 rebounds over 34 games with New York.

## RESHANDA'S 2021 GAME-BY-GAME STATS

| DATE    | OPPONENT       | RESULT | MIN | FGM-A | 3PM-A | FTM-A | OREB | DREB | REB | AST | STL | BLK | TO | PF | PTS |
|---------|----------------|--------|-----|-------|-------|-------|------|------|-----|-----|-----|-----|----|----|-----|
| MAY 14  | INDIANA        |        |     |       |       |       |      |      |     |     |     |     |    |    |     |
| MAY 16  | AT INDIANA     |        |     |       |       |       |      |      |     |     |     |     |    |    |     |
| MAY 18  | MINNESOTA      |        |     |       |       |       |      |      |     |     |     |     |    |    |     |
| MAY 21  | AT WASHINGTON  |        |     |       |       |       |      |      |     |     |     |     |    |    |     |
| MAY 23  | AT CHICAGO     |        |     |       |       |       |      |      |     |     |     |     |    |    |     |
| MAY 25  | DALLAS         |        |     |       |       |       |      |      |     |     |     |     |    |    |     |
| MAY 29  | ATLANTA        |        |     |       |       |       |      |      |     |     |     |     |    |    |     |
| JUNE 3  | LAS VEGAS      |        |     |       |       |       |      |      |     |     |     |     |    |    |     |
| JUNE 5  | AT CONNECTICUT |        |     |       |       |       |      |      |     |     |     |     |    |    |     |
| JUNE 13 | AT PHOENIX     |        |     |       |       |       |      |      |     |     |     |     |    |    |     |
| JUNE 15 | AT LAS VEGAS   |        |     |       |       |       |      |      |     |     |     |     |    |    |     |
| JUNE 17 | AT LAS VEGAS   |        |     |       |       |       |      |      |     |     |     |     |    |    |     |
| JUNE 20 | AT LOS ANGELES |        |     |       |       |       |      |      |     |     |     |     |    |    |     |
| JUNE 22 | CHICAGO        |        |     |       |       |       |      |      |     |     |     |     |    |    |     |
| JUNE 24 | CHICAGO        |        |     |       |       |       |      |      |     |     |     |     |    |    |     |
| JUNE 26 | AT ATLANTA     |        |     |       |       |       |      |      |     |     |     |     |    |    |     |
| JUNE 29 | AT ATLANTA     |        |     |       |       |       |      |      |     |     |     |     |    |    |     |
| JULY 3  | WASHINGTON     |        |     |       |       |       |      |      |     |     |     |     |    |    |     |
| JULY 5  | DALLAS         |        |     |       |       |       |      |      |     |     |     |     |    |    |     |
| JULY 9  | AT INDIANA     |        |     |       |       |       |      |      |     |     |     |     |    |    |     |
| JULY 11 | CONNECTICUT    |        |     |       |       |       |      |      |     |     |     |     |    |    |     |
| AUG 15  | AT MINNESOTA   |        |     |       |       |       |      |      |     |     |     |     |    |    |     |
| AUG 18  | SEATTLE        |        |     |       |       |       |      |      |     |     |     |     |    |    |     |
| AUG 20  | SEATTLE        |        |     |       |       |       |      |      |     |     |     |     |    |    |     |
| AUG 22  | LOS ANGELES    |        |     |       |       |       |      |      |     |     |     |     |    |    |     |
| AUG 25  | PHOENIX        |        |     |       |       |       |      |      |     |     |     |     |    |    |     |
| AUG 27  | PHOENIX        |        |     |       |       |       |      |      |     |     |     |     |    |    |     |
| AUG 31  | AT MINNESOTA   |        |     |       |       |       |      |      |     |     |     |     |    |    |     |
| SEPT 2  | AT SEATTLE     |        |     |       |       |       |      |      |     |     |     |     |    |    |     |
| SEPT 11 | AT PHOENIX     |        |     |       |       |       |      |      |     |     |     |     |    |    |     |
| SEPT 15 | AT DALLAS      |        |     |       |       |       |      |      |     |     |     |     |    |    |     |
| SEPT 17 | AT CONNECTICUT |        |     |       |       |       |      |      |     |     |     |     |    |    |     |
| SEPT 17 | AT WASHINGTON  |        |     |       |       |       |      |      |     |     |     |     |    |    |     |

## CAREER REGULAR SEASON HIGHS

| Per Game Highs                    | Season | Career                    |
|-----------------------------------|--------|---------------------------|
| Points                            |        | 22 (Dallas - 7/22/2016)   |
| Rebounds                          |        | 15 (Atlanta - 6/30/2019)  |
| Defensive Rebounds                |        | 10 (Atlanta - 6/30/2019)  |
| Offensive Rebounds                |        | 6 (Indiana - 5/24/2019)   |
| Assists                           |        | 2 (4 Times)               |
| Blocks                            |        | 2 (3 Times)               |
| Steals                            |        | 3 (2 Times)               |
| Field Goals Made                  |        | 9 (Dallas - 7/22/2016)    |
| Field Goals Attempted             |        | 12 (Dallas - 7/22/2016)   |
| Three Point Field Goals Made      |        | 1 (Minnesota - 6/22/2019) |
| Three Point Field Goals Attempted |        | 1 (3 Times)               |
| Minutes Played                    |        | 31 (Dallas - 6/28/2019)   |

## CAREER REGULAR SEASON AVERAGES

| YEAR   | TEAM | G  | GS | MPG  | FG%  | 3P%  | FT%  | OREB | DREB | RPG | APG | SPG | BPG | TO  | PF  | PPG |
|--------|------|----|----|------|------|------|------|------|------|-----|-----|-----|-----|-----|-----|-----|
| 2015   | TOT  | 27 | 1  | 10.7 | 48.7 | 0.0  | 68.8 | 0.8  | 1.4  | 2.1 | 0.2 | 0.3 | 0.3 | 0.7 | 2.1 | 4.0 |
| 2016   | ATL  | 28 | 5  | 9.6  | 52.1 | 0.0  | 55.6 | 0.9  | 1.7  | 2.5 | 0.1 | 0.1 | 0.1 | 0.6 | 2.3 | 3.4 |
| 2019   | NYL  | 34 | 10 | 15.3 | 47.3 | 50.0 | 56.5 | 1.8  | 3.4  | 5.2 | 0.5 | 0.5 | 0.2 | 1.2 | 3.3 | 5.2 |
| 2020   | LAS  | 10 | 0  | 6.3  | 36.4 | 0.0  | 85.7 | 0.6  | 2.2  | 2.8 | 0.3 | 0.1 | 0.4 | 1.0 | 1.0 | 1.4 |
| Career |      | 99 | 16 | 11.5 | 48.4 | 33.3 | 61.4 | 1.1  | 2.2  | 3.4 | 0.3 | 0.3 | 0.2 | 0.9 | 2.4 | 4.0 |



FORWARD

 @natasha\_howard6  @nhoward1033

## #6 NATASHA HOWARD

EIGHTH SEASON | FLORIDA STATE '14 | TOLEDO, OH. | 6-2 | BORN SEPT. 2, 1991 | 2020: 9.5 PPG, 7.1 RPG

- On February 8, the Liberty made a blockbuster trade to bring three-time WNBA Champion, Natasha Howard, to New York from the Seattle Storm in exchange for the 2021 No. 1 overall draft pick.
- In Seattle's 2020 Championship season, Howard averaged 9.5 points and 7.1 rebounds per game while shooting 53.0% from the field during the regular season.

## NATASHA'S 2021 GAME-BY-GAME STATS

| DATE    | OPPONENT       | RESULT | MIN | FGM-A | 3PM-A | FTM-A | OREB | DREB | REB | AST | STL | BLK | TO | PF | PTS |
|---------|----------------|--------|-----|-------|-------|-------|------|------|-----|-----|-----|-----|----|----|-----|
| MAY 14  | INDIANA        |        |     |       |       |       |      |      |     |     |     |     |    |    |     |
| MAY 16  | AT INDIANA     |        |     |       |       |       |      |      |     |     |     |     |    |    |     |
| MAY 18  | MINNESOTA      |        |     |       |       |       |      |      |     |     |     |     |    |    |     |
| MAY 21  | AT WASHINGTON  |        |     |       |       |       |      |      |     |     |     |     |    |    |     |
| MAY 23  | AT CHICAGO     |        |     |       |       |       |      |      |     |     |     |     |    |    |     |
| MAY 25  | DALLAS         |        |     |       |       |       |      |      |     |     |     |     |    |    |     |
| MAY 29  | ATLANTA        |        |     |       |       |       |      |      |     |     |     |     |    |    |     |
| JUNE 3  | LAS VEGAS      |        |     |       |       |       |      |      |     |     |     |     |    |    |     |
| JUNE 5  | AT CONNECTICUT |        |     |       |       |       |      |      |     |     |     |     |    |    |     |
| JUNE 13 | AT PHOENIX     |        |     |       |       |       |      |      |     |     |     |     |    |    |     |
| JUNE 15 | AT LAS VEGAS   |        |     |       |       |       |      |      |     |     |     |     |    |    |     |
| JUNE 17 | AT LAS VEGAS   |        |     |       |       |       |      |      |     |     |     |     |    |    |     |
| JUNE 20 | AT LOS ANGELES |        |     |       |       |       |      |      |     |     |     |     |    |    |     |
| JUNE 22 | CHICAGO        |        |     |       |       |       |      |      |     |     |     |     |    |    |     |
| JUNE 24 | CHICAGO        |        |     |       |       |       |      |      |     |     |     |     |    |    |     |
| JUNE 26 | AT ATLANTA     |        |     |       |       |       |      |      |     |     |     |     |    |    |     |
| JUNE 29 | AT ATLANTA     |        |     |       |       |       |      |      |     |     |     |     |    |    |     |
| JULY 3  | WASHINGTON     |        |     |       |       |       |      |      |     |     |     |     |    |    |     |
| JULY 5  | DALLAS         |        |     |       |       |       |      |      |     |     |     |     |    |    |     |
| JULY 9  | AT INDIANA     |        |     |       |       |       |      |      |     |     |     |     |    |    |     |
| JULY 11 | CONNECTICUT    |        |     |       |       |       |      |      |     |     |     |     |    |    |     |
| AUG 15  | AT MINNESOTA   |        |     |       |       |       |      |      |     |     |     |     |    |    |     |
| AUG 18  | SEATTLE        |        |     |       |       |       |      |      |     |     |     |     |    |    |     |
| AUG 20  | SEATTLE        |        |     |       |       |       |      |      |     |     |     |     |    |    |     |
| AUG 22  | LOS ANGELES    |        |     |       |       |       |      |      |     |     |     |     |    |    |     |
| AUG 25  | PHOENIX        |        |     |       |       |       |      |      |     |     |     |     |    |    |     |
| AUG 27  | PHOENIX        |        |     |       |       |       |      |      |     |     |     |     |    |    |     |
| AUG 31  | AT MINNESOTA   |        |     |       |       |       |      |      |     |     |     |     |    |    |     |
| SEPT 2  | AT SEATTLE     |        |     |       |       |       |      |      |     |     |     |     |    |    |     |
| SEPT 11 | AT PHOENIX     |        |     |       |       |       |      |      |     |     |     |     |    |    |     |
| SEPT 15 | AT DALLAS      |        |     |       |       |       |      |      |     |     |     |     |    |    |     |
| SEPT 17 | AT CONNECTICUT |        |     |       |       |       |      |      |     |     |     |     |    |    |     |
| SEPT 17 | AT WASHINGTON  |        |     |       |       |       |      |      |     |     |     |     |    |    |     |

## CAREER REGULAR SEASON HIGHS

| Per Game Highs                    | Season | Career                     |
|-----------------------------------|--------|----------------------------|
| Points                            |        | 33 (Minnesota - 7/17/2019) |
| Rebounds                          |        | 16 (Phoenix - 5/25/2019)   |
| Defensive Rebounds                |        | 11 (3 Times)               |
| Offensive Rebounds                |        | 7 (Phoenix - 5/25/2019)    |
| Assists                           |        | 5 (2 Times)                |
| Blocks                            |        | 6 (2 Times)                |
| Steals                            |        | 6 (Dallas - 8/8/2019)      |
| Field Goals Made                  |        | 12 (Minnesota - 7/17/2019) |
| Field Goals Attempted             |        | 21 (2 Times)               |
| Three Point Field Goals Made      |        | 4 (Washington - 8/14/2019) |
| Three Point Field Goals Attempted |        | 9 (Washington - 8/14/2019) |
| Minutes Played                    |        | 41 (Atlanta - 5/17/2014)   |

## CAREER REGULAR SEASON AVERAGES

| YEAR   | TEAM | G   | GS  | MPG  | FG%  | 3P%  | FT%  | OREB | DREB | RPG | APG | SPG | BPG | TO  | PF  | PPG  |
|--------|------|-----|-----|------|------|------|------|------|------|-----|-----|-----|-----|-----|-----|------|
| 2014   | IND  | 34  | 15  | 16.9 | 44.3 | 0.0  | 59.4 | 1.5  | 1.5  | 3.1 | 0.6 | 0.8 | 0.7 | 1.5 | 2.6 | 7.0  |
| 2015   | IND  | 30  | 2   | 11.4 | 37.9 | 0.0  | 72.1 | 0.9  | 1.7  | 2.6 | 0.4 | 0.4 | 0.4 | 0.9 | 2.0 | 4.2  |
| 2016   | MIN  | 34  | 1   | 14.6 | 57.4 | 20.0 | 67.7 | 1.2  | 2.4  | 3.6 | 0.8 | 0.7 | 0.8 | 1.1 | 2.9 | 6.7  |
| 2017   | MIN  | 34  | 0   | 11.7 | 48.4 | 21.4 | 73.3 | 0.9  | 1.5  | 2.4 | 0.7 | 0.5 | 0.6 | 0.8 | 1.7 | 4.3  |
| 2018   | SEA  | 34  | 33  | 25.6 | 54.7 | 32.7 | 79.8 | 2.4  | 4.1  | 6.4 | 1.0 | 1.3 | 2.0 | 1.9 | 3.7 | 13.2 |
| 2019   | SEA  | 34  | 34  | 31.4 | 43.9 | 30.8 | 81.0 | 2.7  | 5.5  | 8.2 | 2.1 | 2.2 | 1.7 | 2.9 | 2.9 | 18.1 |
| 2020   | SEA  | 22  | 22  | 21.0 | 53.0 | 35.0 | 77.8 | 2.4  | 4.7  | 7.1 | 1.0 | 1.7 | 0.6 | 2.1 | 3.1 | 9.5  |
| Career |      | 222 | 107 | 19.0 | 48.2 | 30.3 | 74.7 | 1.7  | 3.0  | 4.7 | 1.0 | 1.1 | 1.0 | 1.6 | 2.7 | 9.1  |



GUARD



## #20 SABRINA IONESCU

SECOND SEASON | OREGON '20 | WALNUT CREEK, CALIF. | 5-11 | BORN DEC. 6, 1997 | 2020: 18.3 PPG, 4.7 RPG, 4.0 APG

- Sabrina Ionescu was selected 1st overall in the 2020 WNBA Draft by the New York Liberty, which was the team's first overall selection in franchise history.
- In her three-game rookie season, Sabrina averaged 18.3 points, 4.7 rebounds and 4.0 assists while shooting 45.2% from the floor; including a 33-point breakout performance against Dallas.

## SABRINA'S 2021 GAME-BY-GAME STATS

| DATE    | OPPONENT       | RESULT | MIN | FGM-A | 3PM-A | FTM-A | OREB | DREB | REB | AST | STL | BLK | TO | PF | PTS |
|---------|----------------|--------|-----|-------|-------|-------|------|------|-----|-----|-----|-----|----|----|-----|
| MAY 14  | INDIANA        |        |     |       |       |       |      |      |     |     |     |     |    |    |     |
| MAY 16  | AT INDIANA     |        |     |       |       |       |      |      |     |     |     |     |    |    |     |
| MAY 18  | MINNESOTA      |        |     |       |       |       |      |      |     |     |     |     |    |    |     |
| MAY 21  | AT WASHINGTON  |        |     |       |       |       |      |      |     |     |     |     |    |    |     |
| MAY 23  | AT CHICAGO     |        |     |       |       |       |      |      |     |     |     |     |    |    |     |
| MAY 25  | DALLAS         |        |     |       |       |       |      |      |     |     |     |     |    |    |     |
| MAY 29  | ATLANTA        |        |     |       |       |       |      |      |     |     |     |     |    |    |     |
| JUNE 3  | LAS VEGAS      |        |     |       |       |       |      |      |     |     |     |     |    |    |     |
| JUNE 5  | AT CONNECTICUT |        |     |       |       |       |      |      |     |     |     |     |    |    |     |
| JUNE 13 | AT PHOENIX     |        |     |       |       |       |      |      |     |     |     |     |    |    |     |
| JUNE 15 | AT LAS VEGAS   |        |     |       |       |       |      |      |     |     |     |     |    |    |     |
| JUNE 17 | AT LAS VEGAS   |        |     |       |       |       |      |      |     |     |     |     |    |    |     |
| JUNE 20 | AT LOS ANGELES |        |     |       |       |       |      |      |     |     |     |     |    |    |     |
| JUNE 22 | CHICAGO        |        |     |       |       |       |      |      |     |     |     |     |    |    |     |
| JUNE 24 | CHICAGO        |        |     |       |       |       |      |      |     |     |     |     |    |    |     |
| JUNE 26 | AT ATLANTA     |        |     |       |       |       |      |      |     |     |     |     |    |    |     |
| JUNE 29 | AT ATLANTA     |        |     |       |       |       |      |      |     |     |     |     |    |    |     |
| JULY 3  | WASHINGTON     |        |     |       |       |       |      |      |     |     |     |     |    |    |     |
| JULY 5  | DALLAS         |        |     |       |       |       |      |      |     |     |     |     |    |    |     |
| JULY 9  | AT INDIANA     |        |     |       |       |       |      |      |     |     |     |     |    |    |     |
| JULY 11 | CONNECTICUT    |        |     |       |       |       |      |      |     |     |     |     |    |    |     |
| AUG 15  | AT MINNESOTA   |        |     |       |       |       |      |      |     |     |     |     |    |    |     |
| AUG 18  | SEATTLE        |        |     |       |       |       |      |      |     |     |     |     |    |    |     |
| AUG 20  | SEATTLE        |        |     |       |       |       |      |      |     |     |     |     |    |    |     |
| AUG 22  | LOS ANGELES    |        |     |       |       |       |      |      |     |     |     |     |    |    |     |
| AUG 25  | PHOENIX        |        |     |       |       |       |      |      |     |     |     |     |    |    |     |
| AUG 27  | PHOENIX        |        |     |       |       |       |      |      |     |     |     |     |    |    |     |
| AUG 31  | AT MINNESOTA   |        |     |       |       |       |      |      |     |     |     |     |    |    |     |
| SEPT 2  | AT SEATTLE     |        |     |       |       |       |      |      |     |     |     |     |    |    |     |
| SEPT 11 | AT PHOENIX     |        |     |       |       |       |      |      |     |     |     |     |    |    |     |
| SEPT 15 | AT DALLAS      |        |     |       |       |       |      |      |     |     |     |     |    |    |     |
| SEPT 17 | AT CONNECTICUT |        |     |       |       |       |      |      |     |     |     |     |    |    |     |
| SEPT 17 | AT WASHINGTON  |        |     |       |       |       |      |      |     |     |     |     |    |    |     |

## CAREER REGULAR SEASON HIGHS

## Per Game Highs

## Season

## Career

|                                   |                         |
|-----------------------------------|-------------------------|
| Points                            | 33 (Dallas - 7/29/2020) |
| Rebounds                          | 7 (Dallas - 7/29/2020)  |
| Defensive Rebounds                | 6 (Dallas - 7/29/2020)  |
| Offensive Rebounds                | 1 (2 Times)             |
| Assists                           | 7 (Dallas - 7/29/2020)  |
| Blocks                            | -                       |
| Steals                            | 1 (2 Times)             |
| Field Goals Made                  | 11 (Dallas - 7/29/2020) |
| Field Goals Attempted             | 20 (Dallas - 7/29/2020) |
| Three Point Field Goals Made      | 6 (Dallas - 7/29/2020)  |
| Three Point Field Goals Attempted | 10 (Dallas - 7/29/2020) |
| Minutes Played                    | 34 (2 Times)            |

## CAREER REGULAR SEASON AVERAGES

| YEAR   | TEAM | G | GS | MPG  | FG%  | 3P%  | FT% | OREB | DREB | RPG | APG | SPG | BPG | TO  | PF  | PPG  |
|--------|------|---|----|------|------|------|-----|------|------|-----|-----|-----|-----|-----|-----|------|
| 2020   | NYL  | 3 | 3  | 26.7 | 45.2 | 35.0 | 100 | 0.7  | 4.0  | 4.7 | 4.0 | 0.7 | 0.0 | 4.3 | 1.3 | 18.3 |
| Career |      | 3 | 3  | 26.7 | 45.2 | 35.0 | 100 | 0.7  | 4.0  | 4.7 | 4.0 | 0.7 | 0.0 | 4.3 | 1.3 | 18.3 |





GUARD



@jazmine.jones4



@Jazmine\_Jones4

## #4 JAZMINE JONES

SECOND SEASON | LOUISVILLE '20 | TALLAHASSEE, FLA. | 6-0 | BORN OCT. 15, 1996 | 2020: 10.8 PPG, 4.1 RPG, 2.3 APG

- Named to the 2020 WNBA All-Rookie Team, becoming the first Liberty selection since 2015.
- Ranked fourth among rookies in scoring (10.8 PPG), third in rebounding (4.1 RPG) and first in steals (1.4 \ SPG).

## JAZMINE'S 2021 GAME-BY-GAME STATS

| DATE    | OPPONENT       | RESULT | MIN | FGM-A | 3PM-A | FTM-A | OREB | DREB | REB | AST | STL | BLK | TO | PF | PTS |
|---------|----------------|--------|-----|-------|-------|-------|------|------|-----|-----|-----|-----|----|----|-----|
| MAY 14  | INDIANA        |        |     |       |       |       |      |      |     |     |     |     |    |    |     |
| MAY 16  | AT INDIANA     |        |     |       |       |       |      |      |     |     |     |     |    |    |     |
| MAY 18  | MINNESOTA      |        |     |       |       |       |      |      |     |     |     |     |    |    |     |
| MAY 21  | AT WASHINGTON  |        |     |       |       |       |      |      |     |     |     |     |    |    |     |
| MAY 23  | AT CHICAGO     |        |     |       |       |       |      |      |     |     |     |     |    |    |     |
| MAY 25  | DALLAS         |        |     |       |       |       |      |      |     |     |     |     |    |    |     |
| MAY 29  | ATLANTA        |        |     |       |       |       |      |      |     |     |     |     |    |    |     |
| JUNE 3  | LAS VEGAS      |        |     |       |       |       |      |      |     |     |     |     |    |    |     |
| JUNE 5  | AT CONNECTICUT |        |     |       |       |       |      |      |     |     |     |     |    |    |     |
| JUNE 13 | AT PHOENIX     |        |     |       |       |       |      |      |     |     |     |     |    |    |     |
| JUNE 15 | AT LAS VEGAS   |        |     |       |       |       |      |      |     |     |     |     |    |    |     |
| JUNE 17 | AT LAS VEGAS   |        |     |       |       |       |      |      |     |     |     |     |    |    |     |
| JUNE 20 | AT LOS ANGELES |        |     |       |       |       |      |      |     |     |     |     |    |    |     |
| JUNE 22 | CHICAGO        |        |     |       |       |       |      |      |     |     |     |     |    |    |     |
| JUNE 24 | CHICAGO        |        |     |       |       |       |      |      |     |     |     |     |    |    |     |
| JUNE 26 | AT ATLANTA     |        |     |       |       |       |      |      |     |     |     |     |    |    |     |
| JUNE 29 | AT ATLANTA     |        |     |       |       |       |      |      |     |     |     |     |    |    |     |
| JULY 3  | WASHINGTON     |        |     |       |       |       |      |      |     |     |     |     |    |    |     |
| JULY 5  | DALLAS         |        |     |       |       |       |      |      |     |     |     |     |    |    |     |
| JULY 9  | AT INDIANA     |        |     |       |       |       |      |      |     |     |     |     |    |    |     |
| JULY 11 | CONNECTICUT    |        |     |       |       |       |      |      |     |     |     |     |    |    |     |
| AUG 15  | AT MINNESOTA   |        |     |       |       |       |      |      |     |     |     |     |    |    |     |
| AUG 18  | SEATTLE        |        |     |       |       |       |      |      |     |     |     |     |    |    |     |
| AUG 20  | SEATTLE        |        |     |       |       |       |      |      |     |     |     |     |    |    |     |
| AUG 22  | LOS ANGELES    |        |     |       |       |       |      |      |     |     |     |     |    |    |     |
| AUG 25  | PHOENIX        |        |     |       |       |       |      |      |     |     |     |     |    |    |     |
| AUG 27  | PHOENIX        |        |     |       |       |       |      |      |     |     |     |     |    |    |     |
| AUG 31  | AT MINNESOTA   |        |     |       |       |       |      |      |     |     |     |     |    |    |     |
| SEPT 2  | AT SEATTLE     |        |     |       |       |       |      |      |     |     |     |     |    |    |     |
| SEPT 11 | AT PHOENIX     |        |     |       |       |       |      |      |     |     |     |     |    |    |     |
| SEPT 15 | AT DALLAS      |        |     |       |       |       |      |      |     |     |     |     |    |    |     |
| SEPT 17 | AT CONNECTICUT |        |     |       |       |       |      |      |     |     |     |     |    |    |     |
| SEPT 17 | AT WASHINGTON  |        |     |       |       |       |      |      |     |     |     |     |    |    |     |

## CAREER REGULAR SEASON HIGHS

## Per Game Highs

## Season

## Career

|                                   |                              |
|-----------------------------------|------------------------------|
| Points                            | 24 (Los Angeles - 8/11/2020) |
| Rebounds                          | 10 (Indiana - 9/10/2020)     |
| Defensive Rebounds                | 9 (Indiana - 9/10/2020)      |
| Offensive Rebounds                | 3 (Las Vegas - 8/29/2020)    |
| Assists                           | 6 (Washington - 9/12/2020)   |
| Blocks                            | 2 (3 Times)                  |
| Steals                            | 5 (Los Angeles - 8/11/2020)  |
| Field Goals Made                  | 8 (2 Times)                  |
| Field Goals Attempted             | 16 (Los Angeles - 8/11/2020) |
| Three Point Field Goals Made      | 2 (4 Times)                  |
| Three Point Field Goals Attempted | 4 (4 Times)                  |
| Minutes Played                    | 33 (Washington - 9/12/2020)  |

## CAREER REGULAR SEASON AVERAGES

| YEAR   | TEAM | G  | GS | MPG  | FG%  | 3P%  | FT%  | OREB | DREB | RPG | APG | SPG | BPG | TO  | PF  | PPG  |
|--------|------|----|----|------|------|------|------|------|------|-----|-----|-----|-----|-----|-----|------|
| 2020   | NYL  | 19 | 1  | 20.8 | 38.9 | 31.0 | 77.9 | 0.8  | 3.1  | 3.9 | 2.2 | 1.5 | 0.5 | 2.7 | 3.0 | 10.3 |
| Career |      | 19 | 1  | 20.8 | 38.9 | 31.0 | 77.9 | 0.8  | 3.1  | 3.9 | 2.2 | 1.5 | 0.5 | 2.7 | 3.0 | 10.3 |





GUARD/FORWARD



# #44 BETNIJAH LANEY

FIFTH SEASON | RUTGERS '15 | CLAYTON, DEL. | 6-0 | BORN OCT. 29, 1993 | 2020: 12.2 PPG, 2.7 RPG, 2.1 APG

- Laney, the WNBA's 2020 Most Improved Player, joins New York after a career-best season with Atlanta, where she averaged 17.2 points, 4.9 rebounds, and 4.0 assists per contest, while shooting 48.1% from the field and 40.5% from beyond the arc.
- Laney's 2020 performance also garnered her a spot on the WNBA All-Defensive First Team.

## BETNIJAH'S 2021 GAME-BY-GAME STATS

| DATE    | OPPONENT       | RESULT | MIN | FGM-A | 3PM-A | FTM-A | OREB | DREB | REB | AST | STL | BLK | TO | PF | PTS |
|---------|----------------|--------|-----|-------|-------|-------|------|------|-----|-----|-----|-----|----|----|-----|
| MAY 14  | INDIANA        |        |     |       |       |       |      |      |     |     |     |     |    |    |     |
| MAY 16  | AT INDIANA     |        |     |       |       |       |      |      |     |     |     |     |    |    |     |
| MAY 18  | MINNESOTA      |        |     |       |       |       |      |      |     |     |     |     |    |    |     |
| MAY 21  | AT WASHINGTON  |        |     |       |       |       |      |      |     |     |     |     |    |    |     |
| MAY 23  | AT CHICAGO     |        |     |       |       |       |      |      |     |     |     |     |    |    |     |
| MAY 25  | DALLAS         |        |     |       |       |       |      |      |     |     |     |     |    |    |     |
| MAY 29  | ATLANTA        |        |     |       |       |       |      |      |     |     |     |     |    |    |     |
| JUNE 3  | LAS VEGAS      |        |     |       |       |       |      |      |     |     |     |     |    |    |     |
| JUNE 5  | AT CONNECTICUT |        |     |       |       |       |      |      |     |     |     |     |    |    |     |
| JUNE 13 | AT PHOENIX     |        |     |       |       |       |      |      |     |     |     |     |    |    |     |
| JUNE 15 | AT LAS VEGAS   |        |     |       |       |       |      |      |     |     |     |     |    |    |     |
| JUNE 17 | AT LAS VEGAS   |        |     |       |       |       |      |      |     |     |     |     |    |    |     |
| JUNE 20 | AT LOS ANGELES |        |     |       |       |       |      |      |     |     |     |     |    |    |     |
| JUNE 22 | CHICAGO        |        |     |       |       |       |      |      |     |     |     |     |    |    |     |
| JUNE 24 | CHICAGO        |        |     |       |       |       |      |      |     |     |     |     |    |    |     |
| JUNE 26 | AT ATLANTA     |        |     |       |       |       |      |      |     |     |     |     |    |    |     |
| JUNE 29 | AT ATLANTA     |        |     |       |       |       |      |      |     |     |     |     |    |    |     |
| JULY 3  | WASHINGTON     |        |     |       |       |       |      |      |     |     |     |     |    |    |     |
| JULY 5  | DALLAS         |        |     |       |       |       |      |      |     |     |     |     |    |    |     |
| JULY 9  | AT INDIANA     |        |     |       |       |       |      |      |     |     |     |     |    |    |     |
| JULY 11 | CONNECTICUT    |        |     |       |       |       |      |      |     |     |     |     |    |    |     |
| AUG 15  | AT MINNESOTA   |        |     |       |       |       |      |      |     |     |     |     |    |    |     |
| AUG 18  | SEATTLE        |        |     |       |       |       |      |      |     |     |     |     |    |    |     |
| AUG 20  | SEATTLE        |        |     |       |       |       |      |      |     |     |     |     |    |    |     |
| AUG 22  | LOS ANGELES    |        |     |       |       |       |      |      |     |     |     |     |    |    |     |
| AUG 25  | PHOENIX        |        |     |       |       |       |      |      |     |     |     |     |    |    |     |
| AUG 27  | PHOENIX        |        |     |       |       |       |      |      |     |     |     |     |    |    |     |
| AUG 31  | AT MINNESOTA   |        |     |       |       |       |      |      |     |     |     |     |    |    |     |
| SEPT 2  | AT SEATTLE     |        |     |       |       |       |      |      |     |     |     |     |    |    |     |
| SEPT 11 | AT PHOENIX     |        |     |       |       |       |      |      |     |     |     |     |    |    |     |
| SEPT 15 | AT DALLAS      |        |     |       |       |       |      |      |     |     |     |     |    |    |     |
| SEPT 17 | AT CONNECTICUT |        |     |       |       |       |      |      |     |     |     |     |    |    |     |
| SEPT 17 | AT WASHINGTON  |        |     |       |       |       |      |      |     |     |     |     |    |    |     |

## CAREER REGULAR SEASON HIGHS

| Per Game Highs                    | Season | Career                       |
|-----------------------------------|--------|------------------------------|
| Points                            |        | 35 (Washington - 8/19/2020)  |
| Rebounds                          |        | 11 (Dallas - 6/13/2019)      |
| Defensive Rebounds                |        | 9 (Las Vegas - 7/10/2019)    |
| Offensive Rebounds                |        | 6 (Dallas - 6/13/2019)       |
| Assists                           |        | 11 (Los Angeles - 8/21/2020) |
| Blocks                            |        | 2 (Atlanta - 6/19/2015)      |
| Steals                            |        | 4 (5 Times)                  |
| Field Goals Made                  |        | 14 (Washington - 8/19/2020)  |
| Field Goals Attempted             |        | 24 (Washington - 8/19/2020)  |
| Three Point Field Goals Made      |        | 4 (Seattle - 8/6/2020)       |
| Three Point Field Goals Attempted |        | 7 (3 Times)                  |
| Minutes Played                    |        | 43 (Los Angeles - 8/21/2020) |

## CAREER REGULAR SEASON AVERAGES

| YEAR   | TEAM | G  | GS | MPG  | FG%  | 3P%  | FT%  | OREB | DREB | RPG | APG | SPG | BPG | TO  | PF  | PPG  |
|--------|------|----|----|------|------|------|------|------|------|-----|-----|-----|-----|-----|-----|------|
| 2018   | NYL  | 34 | 7  | 22.8 | 40.2 | 29.4 | 87.0 | 0.7  | 1.7  | 2.4 | 1.6 | 0.6 | 0.1 | 0.8 | 2.1 | 9.1  |
| 2019   | NYL  | 34 | 34 | 29.4 | 39.3 | 35.3 | 87.2 | 0.6  | 1.9  | 2.5 | 2.3 | 0.7 | 0.1 | 1.6 | 1.8 | 13.7 |
| 2020   | NYL  | 20 | 17 | 27.2 | 27.4 | 24.2 | 87.8 | 0.5  | 2.2  | 2.7 | 2.1 | 0.6 | 0.2 | 2.2 | 1.7 | 12.2 |
| Career |      | 88 | 58 | 26.4 | 36.3 | 30.4 | 87.3 | 0.6  | 1.9  | 2.5 | 2.0 | 0.7 | 0.2 | 1.5 | 1.9 | 11.6 |



FORWARD

## #0 LEIONNA ODOM

SECOND SEASON | DUKE '20 | LOMPOC, CALIF. | 6-2 | BORN APRIL 5, 1997 | 2020: 5.5 PPG, 2.3 RPG

- Odom appeared in all 22 games in 2020, starting in 16, which was the most of any other Liberty rookie.
- She averaged 5.5 points and 2.3 rebounds in 20.6 minutes per contest. Neah also led the Liberty with a team-best 49.0% field goal percentage last season.

## LEIONNA'S 2021 GAME-BY-GAME STATS

| DATE    | OPPONENT       | RESULT | MIN | FGM-A | 3PM-A | FTM-A | OREB | DREB | REB | AST | STL | BLK | TO | PF | PTS |
|---------|----------------|--------|-----|-------|-------|-------|------|------|-----|-----|-----|-----|----|----|-----|
| MAY 14  | INDIANA        |        |     |       |       |       |      |      |     |     |     |     |    |    |     |
| MAY 16  | AT INDIANA     |        |     |       |       |       |      |      |     |     |     |     |    |    |     |
| MAY 18  | MINNESOTA      |        |     |       |       |       |      |      |     |     |     |     |    |    |     |
| MAY 21  | AT WASHINGTON  |        |     |       |       |       |      |      |     |     |     |     |    |    |     |
| MAY 23  | AT CHICAGO     |        |     |       |       |       |      |      |     |     |     |     |    |    |     |
| MAY 25  | DALLAS         |        |     |       |       |       |      |      |     |     |     |     |    |    |     |
| MAY 29  | ATLANTA        |        |     |       |       |       |      |      |     |     |     |     |    |    |     |
| JUNE 3  | LAS VEGAS      |        |     |       |       |       |      |      |     |     |     |     |    |    |     |
| JUNE 5  | AT CONNECTICUT |        |     |       |       |       |      |      |     |     |     |     |    |    |     |
| JUNE 13 | AT PHOENIX     |        |     |       |       |       |      |      |     |     |     |     |    |    |     |
| JUNE 15 | AT LAS VEGAS   |        |     |       |       |       |      |      |     |     |     |     |    |    |     |
| JUNE 17 | AT LAS VEGAS   |        |     |       |       |       |      |      |     |     |     |     |    |    |     |
| JUNE 20 | AT LOS ANGELES |        |     |       |       |       |      |      |     |     |     |     |    |    |     |
| JUNE 22 | CHICAGO        |        |     |       |       |       |      |      |     |     |     |     |    |    |     |
| JUNE 24 | CHICAGO        |        |     |       |       |       |      |      |     |     |     |     |    |    |     |
| JUNE 26 | AT ATLANTA     |        |     |       |       |       |      |      |     |     |     |     |    |    |     |
| JUNE 29 | AT ATLANTA     |        |     |       |       |       |      |      |     |     |     |     |    |    |     |
| JULY 3  | WASHINGTON     |        |     |       |       |       |      |      |     |     |     |     |    |    |     |
| JULY 5  | DALLAS         |        |     |       |       |       |      |      |     |     |     |     |    |    |     |
| JULY 9  | AT INDIANA     |        |     |       |       |       |      |      |     |     |     |     |    |    |     |
| JULY 11 | CONNECTICUT    |        |     |       |       |       |      |      |     |     |     |     |    |    |     |
| AUG 15  | AT MINNESOTA   |        |     |       |       |       |      |      |     |     |     |     |    |    |     |
| AUG 18  | SEATTLE        |        |     |       |       |       |      |      |     |     |     |     |    |    |     |
| AUG 20  | SEATTLE        |        |     |       |       |       |      |      |     |     |     |     |    |    |     |
| AUG 22  | LOS ANGELES    |        |     |       |       |       |      |      |     |     |     |     |    |    |     |
| AUG 25  | PHOENIX        |        |     |       |       |       |      |      |     |     |     |     |    |    |     |
| AUG 27  | PHOENIX        |        |     |       |       |       |      |      |     |     |     |     |    |    |     |
| AUG 31  | AT MINNESOTA   |        |     |       |       |       |      |      |     |     |     |     |    |    |     |
| SEPT 2  | AT SEATTLE     |        |     |       |       |       |      |      |     |     |     |     |    |    |     |
| SEPT 11 | AT PHOENIX     |        |     |       |       |       |      |      |     |     |     |     |    |    |     |
| SEPT 15 | AT DALLAS      |        |     |       |       |       |      |      |     |     |     |     |    |    |     |
| SEPT 17 | AT CONNECTICUT |        |     |       |       |       |      |      |     |     |     |     |    |    |     |
| SEPT 17 | AT WASHINGTON  |        |     |       |       |       |      |      |     |     |     |     |    |    |     |

## CAREER REGULAR SEASON HIGHS

## Per Game Highs

## Season

## Career

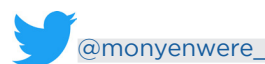
|                                   |                         |
|-----------------------------------|-------------------------|
| Points                            | 20 (Dallas - 9/13/2020) |
| Rebounds                          | 7 (Phoenix - 9/5/2020)  |
| Defensive Rebounds                | 3 (2 Times)             |
| Offensive Rebounds                | 4 (3 Times)             |
| Assists                           | 3 (Chicago - 8/20/2020) |
| Blocks                            | 1 (8 Times)             |
| Steals                            | 3 (Dallas - 9/13/2020)  |
| Field Goals Made                  | 10 (Dallas - 9/13/2020) |
| Field Goals Attempted             | 12 (Dallas - 9/13/2020) |
| Three Point Field Goals Made      | 1 (5 Times)             |
| Three Point Field Goals Attempted | 4 (Atlanta - 9/3/2020)  |
| Minutes Played                    | 33 (Phoenix - 9/5/2020) |

## CAREER REGULAR SEASON AVERAGES

| YEAR   | TEAM | G  | GS | MPG  | FG%  | 3P%  | FT%  | OREB | DREB | RPG | APG | SPG | BPG | TO  | PF  | PPG |
|--------|------|----|----|------|------|------|------|------|------|-----|-----|-----|-----|-----|-----|-----|
| 2020   | NYL  | 21 | 15 | 20.1 | 44.2 | 26.3 | 87.0 | 1.6  | 0.8  | 2.3 | 0.7 | 0.6 | 0.3 | 0.7 | 1.7 | 4.8 |
| Career |      | 21 | 15 | 20.1 | 44.2 | 26.3 | 87.0 | 1.6  | 0.8  | 2.3 | 0.7 | 0.6 | 0.3 | 0.7 | 1.7 | 4.8 |



FORWARD



## #21 MICHAELA ONYENWERE

ROOKIE SEASON | UCLA '21 | AURORA, COLO. | 6-0 | BORN AUG. 10, 1999 | 2021 DRAFT: 6TH OVERALL

- At UCLA, Onyenwere averaged 19.1 points and 7.2 rebounds while shooting 42.1% in her senior campaign, leading the Bruins to a Sweet Sixteen appearance.
- A four-year letter winner, she finished her collegiate career as the fourth overall leading scorer in program history (1,888 points).

## MICHAELA'S 2021 GAME-BY-GAME STATS

| DATE    | OPPONENT       | RESULT | MIN | FGM-A | 3PM-A | FTM-A | OREB | DREB | REB | AST | STL | BLK | TO | PF | PTS |
|---------|----------------|--------|-----|-------|-------|-------|------|------|-----|-----|-----|-----|----|----|-----|
| MAY 14  | INDIANA        |        |     |       |       |       |      |      |     |     |     |     |    |    |     |
| MAY 16  | AT INDIANA     |        |     |       |       |       |      |      |     |     |     |     |    |    |     |
| MAY 18  | MINNESOTA      |        |     |       |       |       |      |      |     |     |     |     |    |    |     |
| MAY 21  | AT WASHINGTON  |        |     |       |       |       |      |      |     |     |     |     |    |    |     |
| MAY 23  | AT CHICAGO     |        |     |       |       |       |      |      |     |     |     |     |    |    |     |
| MAY 25  | DALLAS         |        |     |       |       |       |      |      |     |     |     |     |    |    |     |
| MAY 29  | ATLANTA        |        |     |       |       |       |      |      |     |     |     |     |    |    |     |
| JUNE 3  | LAS VEGAS      |        |     |       |       |       |      |      |     |     |     |     |    |    |     |
| JUNE 5  | AT CONNECTICUT |        |     |       |       |       |      |      |     |     |     |     |    |    |     |
| JUNE 13 | AT PHOENIX     |        |     |       |       |       |      |      |     |     |     |     |    |    |     |
| JUNE 15 | AT LAS VEGAS   |        |     |       |       |       |      |      |     |     |     |     |    |    |     |
| JUNE 17 | AT LAS VEGAS   |        |     |       |       |       |      |      |     |     |     |     |    |    |     |
| JUNE 20 | AT LOS ANGELES |        |     |       |       |       |      |      |     |     |     |     |    |    |     |
| JUNE 22 | CHICAGO        |        |     |       |       |       |      |      |     |     |     |     |    |    |     |
| JUNE 24 | CHICAGO        |        |     |       |       |       |      |      |     |     |     |     |    |    |     |
| JUNE 26 | AT ATLANTA     |        |     |       |       |       |      |      |     |     |     |     |    |    |     |
| JUNE 29 | AT ATLANTA     |        |     |       |       |       |      |      |     |     |     |     |    |    |     |
| JULY 3  | WASHINGTON     |        |     |       |       |       |      |      |     |     |     |     |    |    |     |
| JULY 5  | DALLAS         |        |     |       |       |       |      |      |     |     |     |     |    |    |     |
| JULY 9  | AT INDIANA     |        |     |       |       |       |      |      |     |     |     |     |    |    |     |
| JULY 11 | CONNECTICUT    |        |     |       |       |       |      |      |     |     |     |     |    |    |     |
| AUG 15  | AT MINNESOTA   |        |     |       |       |       |      |      |     |     |     |     |    |    |     |
| AUG 18  | SEATTLE        |        |     |       |       |       |      |      |     |     |     |     |    |    |     |
| AUG 20  | SEATTLE        |        |     |       |       |       |      |      |     |     |     |     |    |    |     |
| AUG 22  | LOS ANGELES    |        |     |       |       |       |      |      |     |     |     |     |    |    |     |
| AUG 25  | PHOENIX        |        |     |       |       |       |      |      |     |     |     |     |    |    |     |
| AUG 27  | PHOENIX        |        |     |       |       |       |      |      |     |     |     |     |    |    |     |
| AUG 31  | AT MINNESOTA   |        |     |       |       |       |      |      |     |     |     |     |    |    |     |
| SEPT 2  | AT SEATTLE     |        |     |       |       |       |      |      |     |     |     |     |    |    |     |
| SEPT 11 | AT PHOENIX     |        |     |       |       |       |      |      |     |     |     |     |    |    |     |
| SEPT 15 | AT DALLAS      |        |     |       |       |       |      |      |     |     |     |     |    |    |     |
| SEPT 17 | AT CONNECTICUT |        |     |       |       |       |      |      |     |     |     |     |    |    |     |
| SEPT 17 | AT WASHINGTON  |        |     |       |       |       |      |      |     |     |     |     |    |    |     |

## CAREER REGULAR SEASON HIGHS

## Per Game Highs

## Season

## Career

Points  
Rebounds  
Defensive Rebounds  
Offensive Rebounds  
Assists  
Blocks  
Steals  
Field Goals Made  
Field Goals Attempted  
3PT FGs Made  
3PT FGs Attempted  
Minutes Played

## CAREER REGULAR SEASON AVERAGES

| YEAR | TEAM | G | GS | MPG | FG% | 3P% | FT% | OREB | DREB | RPG | APG | SPG | BPG | TO | PF | PPG |
|------|------|---|----|-----|-----|-----|-----|------|------|-----|-----|-----|-----|----|----|-----|
|------|------|---|----|-----|-----|-----|-----|------|------|-----|-----|-----|-----|----|----|-----|



GUARD/FORWARD

@didirich2

@Deauzya

# #2 DIDI RICHARDS

ROOKIE SEASON | BAYLOR '21 | CYPRESS, TEXAS | 6-2 | BORN FEB. 8, 1999 | 2021 DRAFT: 17TH OVERALL

- Richards, averaged 6.3 points and 6.3 assists per game in the 2020-21 season while shooting 42.9% from the field, leading Baylor to a 28-3 finish and Final Four appearance. Her 189 assists ranked No. 2 in the nation.
- DiDi garnered the 2020 Naismith and WBCA Defensive Player of The Year Awards.
- Helped Baylor secure its third-ever NCAA Championship in 2019.

## DIDI'S 2021 GAME-BY-GAME STATS

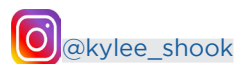
| DATE    | OPPONENT       | RESULT | MIN | FGM-A | 3PM-A | FTM-A | OREB | DREB | REB | AST | STL | BLK | TO | PF | PTS |
|---------|----------------|--------|-----|-------|-------|-------|------|------|-----|-----|-----|-----|----|----|-----|
| MAY 14  | INDIANA        |        |     |       |       |       |      |      |     |     |     |     |    |    |     |
| MAY 16  | AT INDIANA     |        |     |       |       |       |      |      |     |     |     |     |    |    |     |
| MAY 18  | MINNESOTA      |        |     |       |       |       |      |      |     |     |     |     |    |    |     |
| MAY 21  | AT WASHINGTON  |        |     |       |       |       |      |      |     |     |     |     |    |    |     |
| MAY 23  | AT CHICAGO     |        |     |       |       |       |      |      |     |     |     |     |    |    |     |
| MAY 25  | DALLAS         |        |     |       |       |       |      |      |     |     |     |     |    |    |     |
| MAY 29  | ATLANTA        |        |     |       |       |       |      |      |     |     |     |     |    |    |     |
| JUNE 3  | LAS VEGAS      |        |     |       |       |       |      |      |     |     |     |     |    |    |     |
| JUNE 5  | AT CONNECTICUT |        |     |       |       |       |      |      |     |     |     |     |    |    |     |
| JUNE 13 | AT PHOENIX     |        |     |       |       |       |      |      |     |     |     |     |    |    |     |
| JUNE 15 | AT LAS VEGAS   |        |     |       |       |       |      |      |     |     |     |     |    |    |     |
| JUNE 17 | AT LAS VEGAS   |        |     |       |       |       |      |      |     |     |     |     |    |    |     |
| JUNE 20 | AT LOS ANGELES |        |     |       |       |       |      |      |     |     |     |     |    |    |     |
| JUNE 22 | CHICAGO        |        |     |       |       |       |      |      |     |     |     |     |    |    |     |
| JUNE 24 | CHICAGO        |        |     |       |       |       |      |      |     |     |     |     |    |    |     |
| JUNE 26 | AT ATLANTA     |        |     |       |       |       |      |      |     |     |     |     |    |    |     |
| JUNE 29 | AT ATLANTA     |        |     |       |       |       |      |      |     |     |     |     |    |    |     |
| JULY 3  | WASHINGTON     |        |     |       |       |       |      |      |     |     |     |     |    |    |     |
| JULY 5  | DALLAS         |        |     |       |       |       |      |      |     |     |     |     |    |    |     |
| JULY 9  | AT INDIANA     |        |     |       |       |       |      |      |     |     |     |     |    |    |     |
| JULY 11 | CONNECTICUT    |        |     |       |       |       |      |      |     |     |     |     |    |    |     |
| AUG 15  | AT MINNESOTA   |        |     |       |       |       |      |      |     |     |     |     |    |    |     |
| AUG 18  | SEATTLE        |        |     |       |       |       |      |      |     |     |     |     |    |    |     |
| AUG 20  | SEATTLE        |        |     |       |       |       |      |      |     |     |     |     |    |    |     |
| AUG 22  | LOS ANGELES    |        |     |       |       |       |      |      |     |     |     |     |    |    |     |
| AUG 25  | PHOENIX        |        |     |       |       |       |      |      |     |     |     |     |    |    |     |
| AUG 27  | PHOENIX        |        |     |       |       |       |      |      |     |     |     |     |    |    |     |
| AUG 31  | AT MINNESOTA   |        |     |       |       |       |      |      |     |     |     |     |    |    |     |
| SEPT 2  | AT SEATTLE     |        |     |       |       |       |      |      |     |     |     |     |    |    |     |
| SEPT 11 | AT PHOENIX     |        |     |       |       |       |      |      |     |     |     |     |    |    |     |
| SEPT 15 | AT DALLAS      |        |     |       |       |       |      |      |     |     |     |     |    |    |     |
| SEPT 17 | AT CONNECTICUT |        |     |       |       |       |      |      |     |     |     |     |    |    |     |
| SEPT 17 | AT WASHINGTON  |        |     |       |       |       |      |      |     |     |     |     |    |    |     |

## CAREER REGULAR SEASON HIGHS

| Per Game Highs        | Season | Career |
|-----------------------|--------|--------|
| Points                |        |        |
| Rebounds              |        |        |
| Defensive Rebounds    |        |        |
| Offensive Rebounds    |        |        |
| Assists               |        |        |
| Blocks                |        |        |
| Steals                |        |        |
| Field Goals Made      |        |        |
| Field Goals Attempted |        |        |
| 3PT FGs Made          |        |        |
| 3PT FGs Attempted     |        |        |
| Minutes Played        |        |        |

## CAREER REGULAR SEASON AVERAGES

| YEAR | TEAM | G | GS | MPG | FG% | 3P% | FT% | OREB | DREB | RPG | APG | SPG | BPG | TO | PF | PPG |
|------|------|---|----|-----|-----|-----|-----|------|------|-----|-----|-----|-----|----|----|-----|
|------|------|---|----|-----|-----|-----|-----|------|------|-----|-----|-----|-----|----|----|-----|

**FORWARD**

# #24 KYLEE SHOOK

SECOND SEASON | LOUISVILLE '20 | COLORADO SPRINGS, COLO. | 6-4 | BORN MARCH 18, 1998 | 2020: 4.1 PPG, 2.8 RPG

- Shook saw action in 20 of 22 games of her rookie campaign averaging 4.1 points and 2.8 rebounds in 14.5 minutes per game.
- Recorded a season-high 9 points on four occasions and 6 rebounds in two contests.

## KYLEE'S 2021 GAME-BY-GAME STATS

| DATE    | OPPONENT       | RESULT | MIN | FGM-A | 3PM-A | FTM-A | OREB | DREB | REB | AST | STL | BLK | TO | PF | PTS |
|---------|----------------|--------|-----|-------|-------|-------|------|------|-----|-----|-----|-----|----|----|-----|
| MAY 14  | INDIANA        |        |     |       |       |       |      |      |     |     |     |     |    |    |     |
| MAY 16  | AT INDIANA     |        |     |       |       |       |      |      |     |     |     |     |    |    |     |
| MAY 18  | MINNESOTA      |        |     |       |       |       |      |      |     |     |     |     |    |    |     |
| MAY 21  | AT WASHINGTON  |        |     |       |       |       |      |      |     |     |     |     |    |    |     |
| MAY 23  | AT CHICAGO     |        |     |       |       |       |      |      |     |     |     |     |    |    |     |
| MAY 25  | DALLAS         |        |     |       |       |       |      |      |     |     |     |     |    |    |     |
| MAY 29  | ATLANTA        |        |     |       |       |       |      |      |     |     |     |     |    |    |     |
| JUNE 3  | LAS VEGAS      |        |     |       |       |       |      |      |     |     |     |     |    |    |     |
| JUNE 5  | AT CONNECTICUT |        |     |       |       |       |      |      |     |     |     |     |    |    |     |
| JUNE 13 | AT PHOENIX     |        |     |       |       |       |      |      |     |     |     |     |    |    |     |
| JUNE 15 | AT LAS VEGAS   |        |     |       |       |       |      |      |     |     |     |     |    |    |     |
| JUNE 17 | AT LAS VEGAS   |        |     |       |       |       |      |      |     |     |     |     |    |    |     |
| JUNE 20 | AT LOS ANGELES |        |     |       |       |       |      |      |     |     |     |     |    |    |     |
| JUNE 22 | CHICAGO        |        |     |       |       |       |      |      |     |     |     |     |    |    |     |
| JUNE 24 | CHICAGO        |        |     |       |       |       |      |      |     |     |     |     |    |    |     |
| JUNE 26 | AT ATLANTA     |        |     |       |       |       |      |      |     |     |     |     |    |    |     |
| JUNE 29 | AT ATLANTA     |        |     |       |       |       |      |      |     |     |     |     |    |    |     |
| JULY 3  | WASHINGTON     |        |     |       |       |       |      |      |     |     |     |     |    |    |     |
| JULY 5  | DALLAS         |        |     |       |       |       |      |      |     |     |     |     |    |    |     |
| JULY 9  | AT INDIANA     |        |     |       |       |       |      |      |     |     |     |     |    |    |     |
| JULY 11 | CONNECTICUT    |        |     |       |       |       |      |      |     |     |     |     |    |    |     |
| AUG 15  | AT MINNESOTA   |        |     |       |       |       |      |      |     |     |     |     |    |    |     |
| AUG 18  | SEATTLE        |        |     |       |       |       |      |      |     |     |     |     |    |    |     |
| AUG 20  | SEATTLE        |        |     |       |       |       |      |      |     |     |     |     |    |    |     |
| AUG 22  | LOS ANGELES    |        |     |       |       |       |      |      |     |     |     |     |    |    |     |
| AUG 25  | PHOENIX        |        |     |       |       |       |      |      |     |     |     |     |    |    |     |
| AUG 27  | PHOENIX        |        |     |       |       |       |      |      |     |     |     |     |    |    |     |
| AUG 31  | AT MINNESOTA   |        |     |       |       |       |      |      |     |     |     |     |    |    |     |
| SEPT 2  | AT SEATTLE     |        |     |       |       |       |      |      |     |     |     |     |    |    |     |
| SEPT 11 | AT PHOENIX     |        |     |       |       |       |      |      |     |     |     |     |    |    |     |
| SEPT 15 | AT DALLAS      |        |     |       |       |       |      |      |     |     |     |     |    |    |     |
| SEPT 17 | AT CONNECTICUT |        |     |       |       |       |      |      |     |     |     |     |    |    |     |
| SEPT 17 | AT WASHINGTON  |        |     |       |       |       |      |      |     |     |     |     |    |    |     |

## CAREER REGULAR SEASON HIGHS

### Per Game Highs

### Season

### Career

|                                   |                            |
|-----------------------------------|----------------------------|
| Points                            | 9 (4 Times)                |
| Rebounds                          | 6 (2 Times)                |
| Defensive Rebounds                | 6 (Seattle - 8/18/2020)    |
| Offensive Rebounds                | 3 (Phoenix - 8/2/2020)     |
| Assists                           | 2 (2 Times)                |
| Blocks                            | 2 (3 Times)                |
| Steals                            | 2 (Indiana - 8/13/2020)    |
| Field Goals Made                  | 4 (3 Times)                |
| Field Goals Attempted             | 9 (Minnesota - 8/15/2020)  |
| Three Point Field Goals Made      | 1 (3 Times)                |
| Three Point Field Goals Attempted | 2 (4 Times)                |
| Minutes Played                    | 24 (Minnesota - 8/15/2020) |

## CAREER REGULAR SEASON AVERAGES

| YEAR   | TEAM | G  | GS | MPG  | FG%  | 3P%  | FT%  | OREB | DREB | RPG | APG | SPG | BPG | TO  | PF  | PPG |
|--------|------|----|----|------|------|------|------|------|------|-----|-----|-----|-----|-----|-----|-----|
| 2020   | NYL  | 19 | 0  | 14.7 | 41.0 | 18.8 | 82.4 | 0.8  | 2.2  | 3.0 | 0.6 | 0.4 | 0.5 | 1.1 | 1.3 | 4.3 |
| Career |      | 19 | 0  | 14.7 | 41.0 | 18.8 | 82.4 | 0.8  | 2.2  | 3.0 | 0.6 | 0.4 | 0.5 | 1.1 | 1.3 | 4.3 |



CENTER



## #41 KIAH STOKES

SIXTH SEASON | CONNECTICUT '15 | CEDAR RAPIDS, IA | 6-3 | BORN MARCH 30, 1993 | 2020: 5.8 PPG, 6.7 RPG, 1.2 APG

- Kiah Stokes was the only Liberty player to appear and start in each contest during the 2020 season. In 2020, she averaged 5.7 points and 6.7 rebounds over a career-high 27.3 minutes per game; including 20 three-point field goals after four seasons without a single 3 pointer made.
- Kiah holds several franchise records including most blocks in Liberty history (163), blocks in a game (8), blocks in a season (67), the second-most rookie average rebounds per game (6.4), and is tied for the third-most rebounds in a single-game (17).

## KIAH'S 2021 GAME-BY-GAME STATS

| DATE    | OPPONENT       | RESULT | MIN | FGM-A | 3PM-A | FTM-A | OREB | DREB | REB | AST | STL | BLK | TO | PF | PTS |
|---------|----------------|--------|-----|-------|-------|-------|------|------|-----|-----|-----|-----|----|----|-----|
| MAY 14  | INDIANA        |        |     |       |       |       |      |      |     |     |     |     |    |    |     |
| MAY 16  | AT INDIANA     |        |     |       |       |       |      |      |     |     |     |     |    |    |     |
| MAY 18  | MINNESOTA      |        |     |       |       |       |      |      |     |     |     |     |    |    |     |
| MAY 21  | AT WASHINGTON  |        |     |       |       |       |      |      |     |     |     |     |    |    |     |
| MAY 23  | AT CHICAGO     |        |     |       |       |       |      |      |     |     |     |     |    |    |     |
| MAY 25  | DALLAS         |        |     |       |       |       |      |      |     |     |     |     |    |    |     |
| MAY 29  | ATLANTA        |        |     |       |       |       |      |      |     |     |     |     |    |    |     |
| JUNE 3  | LAS VEGAS      |        |     |       |       |       |      |      |     |     |     |     |    |    |     |
| JUNE 5  | AT CONNECTICUT |        |     |       |       |       |      |      |     |     |     |     |    |    |     |
| JUNE 13 | AT PHOENIX     |        |     |       |       |       |      |      |     |     |     |     |    |    |     |
| JUNE 15 | AT LAS VEGAS   |        |     |       |       |       |      |      |     |     |     |     |    |    |     |
| JUNE 17 | AT LAS VEGAS   |        |     |       |       |       |      |      |     |     |     |     |    |    |     |
| JUNE 20 | AT LOS ANGELES |        |     |       |       |       |      |      |     |     |     |     |    |    |     |
| JUNE 22 | CHICAGO        |        |     |       |       |       |      |      |     |     |     |     |    |    |     |
| JUNE 24 | CHICAGO        |        |     |       |       |       |      |      |     |     |     |     |    |    |     |
| JUNE 26 | AT ATLANTA     |        |     |       |       |       |      |      |     |     |     |     |    |    |     |
| JUNE 29 | AT ATLANTA     |        |     |       |       |       |      |      |     |     |     |     |    |    |     |
| JULY 3  | WASHINGTON     |        |     |       |       |       |      |      |     |     |     |     |    |    |     |
| JULY 5  | DALLAS         |        |     |       |       |       |      |      |     |     |     |     |    |    |     |
| JULY 9  | AT INDIANA     |        |     |       |       |       |      |      |     |     |     |     |    |    |     |
| JULY 11 | CONNECTICUT    |        |     |       |       |       |      |      |     |     |     |     |    |    |     |
| AUG 15  | AT MINNESOTA   |        |     |       |       |       |      |      |     |     |     |     |    |    |     |
| AUG 18  | SEATTLE        |        |     |       |       |       |      |      |     |     |     |     |    |    |     |
| AUG 20  | SEATTLE        |        |     |       |       |       |      |      |     |     |     |     |    |    |     |
| AUG 22  | LOS ANGELES    |        |     |       |       |       |      |      |     |     |     |     |    |    |     |
| AUG 25  | PHOENIX        |        |     |       |       |       |      |      |     |     |     |     |    |    |     |
| AUG 27  | PHOENIX        |        |     |       |       |       |      |      |     |     |     |     |    |    |     |
| AUG 31  | AT MINNESOTA   |        |     |       |       |       |      |      |     |     |     |     |    |    |     |
| SEPT 2  | AT SEATTLE     |        |     |       |       |       |      |      |     |     |     |     |    |    |     |
| SEPT 11 | AT PHOENIX     |        |     |       |       |       |      |      |     |     |     |     |    |    |     |
| SEPT 15 | AT DALLAS      |        |     |       |       |       |      |      |     |     |     |     |    |    |     |
| SEPT 17 | AT CONNECTICUT |        |     |       |       |       |      |      |     |     |     |     |    |    |     |
| SEPT 17 | AT WASHINGTON  |        |     |       |       |       |      |      |     |     |     |     |    |    |     |

## CAREER REGULAR SEASON HIGHS

| Per Game Highs                    | Season | Career                      |
|-----------------------------------|--------|-----------------------------|
| Points                            |        | 23 (Phoenix - 6/4/2017)     |
| Rebounds                          |        | 17 (Atlanta - 6/7/2017)     |
| Defensive Rebounds                |        | 14 (Atlanta - 6/7/2017)     |
| Offensive Rebounds                |        | 7 (2 Times)                 |
| Assists                           |        | 4 (3 Times)                 |
| Blocks                            |        | 8 (Connecticut - 7/16/2015) |
| Steals                            |        | 4 (Atlanta - 9/1/2015)      |
| Field Goals Made                  |        | 6 (7 Times)                 |
| Field Goals Attempted             |        | 12 (2 Times)                |
| Three Point Field Goals Made      |        | 5 (Washington - 9/12/2020)  |
| Three Point Field Goals Attempted |        | 8 (Washington - 9/12/2020)  |
| Minutes Played                    |        | 38 (Atlanta - 6/22/2016)    |

## CAREER REGULAR SEASON AVERAGES

| YEAR   | TEAM | G   | GS | MPG  | FG%  | 3P%  | FT%  | OREB | DREB | RPG | APG | SPG | BPG | TO  | PF  | PPG |
|--------|------|-----|----|------|------|------|------|------|------|-----|-----|-----|-----|-----|-----|-----|
| 2015   | NYL  | 34  | 6  | 25.4 | 54.7 | 0.0  | 68.8 | 1.8  | 4.7  | 6.4 | 0.8 | 0.7 | 1.9 | 1.0 | 2.2 | 5.8 |
| 2016   | NYL  | 27  | 0  | 24.1 | 64.1 | 0.0  | 62.7 | 2.3  | 5.1  | 7.4 | 0.7 | 0.6 | 1.4 | 1.1 | 2.9 | 6.9 |
| 2017   | NYL  | 34  | 12 | 19.6 | 53.1 | 0.0  | 79.6 | 2.3  | 4.0  | 6.3 | 0.9 | 0.3 | 1.1 | 1.1 | 2.8 | 4.8 |
| 2018   | NYL  | 30  | 4  | 14.2 | 54.5 | 0.0  | 53.3 | 1.4  | 3.0  | 4.5 | 0.4 | 0.3 | 0.6 | 0.7 | 1.9 | 3.1 |
| 2020   | NYL  | 21  | 21 | 27.2 | 37.7 | 24.1 | 57.1 | 1.3  | 5.4  | 6.7 | 1.2 | 0.5 | 1.1 | 1.3 | 2.0 | 5.8 |
| Career |      | 146 | 43 | 21.8 | 52.5 | 23.3 | 68.3 | 1.9  | 4.4  | 6.2 | 0.8 | 0.5 | 1.3 | 1.1 | 2.4 | 5.2 |





GUARD



# #33 SAMI WHITCOMB

FIFTH SEASON | WASHINGTON '10 | VENTURA, CALIF. | 5-10 | BORN JULY 20, 1988 | 2020: 8.1 PPG, 2.3 RPG, 2.0 APG

- Fifth-year WNBA veteran, Sami Whitcomb, will be making her debut in Seafoam after spending the past four seasons with the Seattle Storm where she won two WNBA Championships (2018, 2020).
- In Seattle's 2020 championship season, Whitcomb averaged 8.1 points, 2.3 rebounds and 2.0 assists per game while shooting 38.1% from three, 44.3% from the field and 100% at the free throw line (22-22).

## SAMI'S 2021 GAME-BY-GAME STATS

| DATE    | OPPONENT       | RESULT | MIN | FGM-A | 3PM-A | FTM-A | OREB | DREB | REB | AST | STL | BLK | TO | PF | PTS |
|---------|----------------|--------|-----|-------|-------|-------|------|------|-----|-----|-----|-----|----|----|-----|
| MAY 14  | INDIANA        |        |     |       |       |       |      |      |     |     |     |     |    |    |     |
| MAY 16  | AT INDIANA     |        |     |       |       |       |      |      |     |     |     |     |    |    |     |
| MAY 18  | MINNESOTA      |        |     |       |       |       |      |      |     |     |     |     |    |    |     |
| MAY 21  | AT WASHINGTON  |        |     |       |       |       |      |      |     |     |     |     |    |    |     |
| MAY 23  | AT CHICAGO     |        |     |       |       |       |      |      |     |     |     |     |    |    |     |
| MAY 25  | DALLAS         |        |     |       |       |       |      |      |     |     |     |     |    |    |     |
| MAY 29  | ATLANTA        |        |     |       |       |       |      |      |     |     |     |     |    |    |     |
| JUNE 3  | LAS VEGAS      |        |     |       |       |       |      |      |     |     |     |     |    |    |     |
| JUNE 5  | AT CONNECTICUT |        |     |       |       |       |      |      |     |     |     |     |    |    |     |
| JUNE 13 | AT PHOENIX     |        |     |       |       |       |      |      |     |     |     |     |    |    |     |
| JUNE 15 | AT LAS VEGAS   |        |     |       |       |       |      |      |     |     |     |     |    |    |     |
| JUNE 17 | AT LAS VEGAS   |        |     |       |       |       |      |      |     |     |     |     |    |    |     |
| JUNE 20 | AT LOS ANGELES |        |     |       |       |       |      |      |     |     |     |     |    |    |     |
| JUNE 22 | CHICAGO        |        |     |       |       |       |      |      |     |     |     |     |    |    |     |
| JUNE 24 | CHICAGO        |        |     |       |       |       |      |      |     |     |     |     |    |    |     |
| JUNE 26 | AT ATLANTA     |        |     |       |       |       |      |      |     |     |     |     |    |    |     |
| JUNE 29 | AT ATLANTA     |        |     |       |       |       |      |      |     |     |     |     |    |    |     |
| JULY 3  | WASHINGTON     |        |     |       |       |       |      |      |     |     |     |     |    |    |     |
| JULY 5  | DALLAS         |        |     |       |       |       |      |      |     |     |     |     |    |    |     |
| JULY 9  | AT INDIANA     |        |     |       |       |       |      |      |     |     |     |     |    |    |     |
| JULY 11 | CONNECTICUT    |        |     |       |       |       |      |      |     |     |     |     |    |    |     |
| AUG 15  | AT MINNESOTA   |        |     |       |       |       |      |      |     |     |     |     |    |    |     |
| AUG 18  | SEATTLE        |        |     |       |       |       |      |      |     |     |     |     |    |    |     |
| AUG 20  | SEATTLE        |        |     |       |       |       |      |      |     |     |     |     |    |    |     |
| AUG 22  | LOS ANGELES    |        |     |       |       |       |      |      |     |     |     |     |    |    |     |
| AUG 25  | PHOENIX        |        |     |       |       |       |      |      |     |     |     |     |    |    |     |
| AUG 27  | PHOENIX        |        |     |       |       |       |      |      |     |     |     |     |    |    |     |
| AUG 31  | AT MINNESOTA   |        |     |       |       |       |      |      |     |     |     |     |    |    |     |
| SEPT 2  | AT SEATTLE     |        |     |       |       |       |      |      |     |     |     |     |    |    |     |
| SEPT 11 | AT PHOENIX     |        |     |       |       |       |      |      |     |     |     |     |    |    |     |
| SEPT 15 | AT DALLAS      |        |     |       |       |       |      |      |     |     |     |     |    |    |     |
| SEPT 17 | AT CONNECTICUT |        |     |       |       |       |      |      |     |     |     |     |    |    |     |
| SEPT 17 | AT WASHINGTON  |        |     |       |       |       |      |      |     |     |     |     |    |    |     |

## CAREER REGULAR SEASON HIGHS

| Per Game Highs                    | Season | Career                     |
|-----------------------------------|--------|----------------------------|
| Points                            |        | 22 (New York - 5/26/2017)  |
| Rebounds                          |        | 6 (2 Times)                |
| Defensive Rebounds                |        | 5 (2 Times)                |
| Offensive Rebounds                |        | 3 (Washington - 6/27/2017) |
| Assists                           |        | 8 (Minnesota - 7/17/2019)  |
| Blocks                            |        | 2 (Chicago - 8/10/2020)    |
| Steals                            |        | 4 (4 Times)                |
| Field Goals Made                  |        | 7 (New York - 8/11/2019)   |
| Field Goals Attempted             |        | 14 (2 Times)               |
| Three Point Field Goals Made      |        | 6 (2 Times)                |
| Three Point Field Goals Attempted |        | 11 (3 Times)               |
| Minutes Played                    |        | 35 (Minnesota - 7/17/2019) |

## CAREER REGULAR SEASON AVERAGES

| YEAR          | TEAM | G          | GS        | MPG         | FG%         | 3P%         | FT%         | OREB       | DREB       | RPG        | APG        | SPG        | BPG        | TO         | PF         | PPG        |
|---------------|------|------------|-----------|-------------|-------------|-------------|-------------|------------|------------|------------|------------|------------|------------|------------|------------|------------|
| 2017          | SEA  | 33         | 0         | 12.2        | 36.1        | 33.3        | 81.0        | 0.4        | 1.3        | 1.7        | 1.0        | 0.7        | 0.0        | 0.9        | 1.5        | 4.5        |
| 2018          | SEA  | 31         | 0         | 8.5         | 34.9        | 36.2        | 100         | 0.2        | 0.8        | 0.9        | 0.5        | 0.5        | 0.1        | 0.5        | 0.7        | 2.9        |
| 2019          | SEA  | 33         | 13        | 20.4        | 36.8        | 34.2        | 100         | 0.5        | 1.2        | 1.7        | 2.4        | 1.1        | 0.1        | 1.6        | 1.5        | 7.2        |
| 2020          | SEA  | 22         | 0         | 16.5        | 44.3        | 38.1        | 100         | 0.2        | 2.1        | 2.3        | 2.0        | 0.7        | 0.1        | 1.0        | 1.4        | 8.1        |
| <b>Career</b> |      | <b>119</b> | <b>13</b> | <b>14.3</b> | <b>38.1</b> | <b>35.1</b> | <b>93.3</b> | <b>0.3</b> | <b>1.3</b> | <b>1.6</b> | <b>1.5</b> | <b>0.8</b> | <b>0.1</b> | <b>1.0</b> | <b>1.3</b> | <b>5.5</b> |



## 2021 NEW YORK LIBERTY SPOTTER'S CHART



**REBECCA ALLEN**  
GUARD | 6-2  
6TH SEASON



**LAYSHIA CLARENDON**  
GUARD | 5-9  
9TH SEASON



**RESHANDA GRAY**  
FORWARD | 6-2  
5TH SEASON



**NATASHA HOWARD**  
FORWARD | 6-2  
8TH SEASON



**SABRINA IONESCU**  
GUARD | 5-11  
2ND SEASON



**JAZMINE JONES**  
GUARD | 6-0  
2ND SEASON



**BETNIJAH LANEY**  
GUARD/FORWARD | 6-0  
6TH SEASON



**LEAONNA ODOM**  
FORWARD | 6-2  
2ND SEASON



**MICHAELA ONYENWERE**  
FORWARD | 6-0  
ROOKIE



**DIDI RICHARDS**  
GUARD/FORWARD | 6-2  
ROOKIE



**KYLEE SHOOK**  
FORWARD | 6-4  
2ND SEASON




**KIAH STOKES**  
CENTER | 6-3  
6TH SEASON



**SAMI WHITCOMB**  
GUARD | 5-10  
5TH SEASON



**JOCELYN WILLOUGHBY**  
FORWARD/GUARD | 6-0  
SECOND SEASON



**WALT HOPKINS**  
HEAD COACH  
2ND SEASON



**SHELLEY PATTERSON**  
ASSISTANT COACH  
23RD SEASON



**DUSTIN GRAY**  
ASSISTANT COACH  
2ND SEASON



**JACKI GEMELOS**  
ASSISTANT COACH  
1ST SEASON



**THERESA ACOSTA**  
HEAD ATHLETIC  
TRAINER



# 2021 TV SCHEDULE



**FRIDAY MAY 14\*\*CC**  
7PM ET  
HOME



**SUNDAY MAY 16^CC**  
2PM ET  
AWAY



**TUESDAY MAY 18\***  
7PM ET  
HOME



**FRIDAY MAY 21\*\*CC**  
7PM ET  
AWAY



**SUNDAY MAY 23+CC**  
1PM ET  
AWAY



**TUESDAY MAY 25\***  
7PM ET  
HOME



**SATURDAY MAY 29\*CC**  
2PM ET  
HOME



**THURSDAY JUNE 3\*\***  
7PM ET  
HOME



**SATURDAY JUNE 5\*\*CC**  
7PM ET  
AWAY



**SUNDAY JUNE 13\*\***  
6PM ET  
AWAY



**TUESDAY JUNE 15**  
10PM ET  
AWAY



**THURSDAY JUNE 17^**  
10PM ET  
AWAY



**SUNDAY JUNE 20†**  
4PM ET  
AWAY



**TUESDAY JUNE 22\*CC**  
7PM ET  
HOME



**THURSDAY JUNE 24\*\***  
7PM ET  
HOME



**SATURDAY JUNE 26\*\*CC**  
7PM ET  
AWAY



**TUESDAY JUNE 29**  
7PM ET  
AWAY



**SATURDAY JULY 3^CC**  
1PM ET  
HOME



**MONDAY JULY 5\*\***  
7PM ET  
HOME



**FRIDAY JULY 9°**  
7PM ET  
AWAY



**SUNDAY JULY 11\*\*CC**  
2PM ET  
HOME



**SUNDAY AUGUST 15\*\***  
7PM ET  
AWAY



**WEDNESDAY AUGUST 18^**  
7PM ET  
HOME



**FRIDAY AUGUST 20\***  
7PM ET  
HOME



**SUNDAY AUGUST 22\*\***  
2PM ET  
HOME



**WEDNESDAY AUGUST 25\*\*°**  
7PM ET  
HOME



**FRIDAY AUGUST 27^**  
8PM ET  
HOME



**TUESDAY AUGUST 31**  
8PM ET  
AWAY



**THURSDAY SEPTEMBER 2\*\***  
10PM ET  
AWAY



**SATURDAY SEPTEMBER 11°**  
8PM ET  
AWAY



**WEDNESDAY SEPTEMBER 15^**  
7PM ET  
AWAY



**FRIDAY SEPTEMBER 17\*\***  
7PM ET  
HOME

\* LIVE ON

\*\* LIVE ON

^ CBSSN

† ESPN

◇ NBATV

CC COMMISSIONER'S CUP





# 2021 THEME NIGHTS

|   |                                      |     |                       |
|---|--------------------------------------|-----|-----------------------|
| OPENING NIGHT   | FRIDAY<br>MAY 14 <sup>TH</sup>       | 7PM | INDIANA<br>FEVER      |
| JUNETEENTH  | TUESDAY<br>JUNE 22 <sup>ND</sup>     | 7PM | CHICAGO SKY           |
| PRIDE   | THURSDAY<br>JUNE 24 <sup>TH</sup>    | 7PM | CHICAGO SKY           |
| MILITARY<br>APPRECIATION NIGHT                          | SATURDAY<br>JULY 3 <sup>RD</sup>     | 1PM | WASHINGTON<br>MYSTICS |
| UNITY/WOMEN'S<br>HEALTH                                 | SUNDAY<br>JULY 11 <sup>TH</sup>      | 2PM | CONNECTICUT<br>SUN    |
| BACK TO SCHOOL  | FRIDAY<br>AUGUST 20 <sup>TH</sup>    | 7PM | SEATTLE<br>STORM      |
| 25 <sup>TH</sup> ANNIVERSARY<br>/WOMEN'S<br>EMPOWERMENT | SUNDAY<br>AUGUST 22 <sup>ND</sup>    | 2PM | LA SPARKS             |
| 25 <sup>TH</sup> ANNIVERSARY                            | WEDNESDAY<br>AUGUST 25 <sup>TH</sup> | 7PM | PHOENIX<br>MERCURY    |
| 25 <sup>TH</sup> ANNIVERSARY                            | FRIDAY<br>AUGUST 27 <sup>TH</sup>    | 8PM | PHOENIX<br>MERCURY    |
| FAN APPRECIATION  | FRIDAY<br>SEPTEMBER 17 <sup>TH</sup> | 7PM | WASHINGTON<br>MYSTICS |