



# NEW YORK LIBERTY

## 2018 NEW YORK LIBERTY GAME NOTES

Liberty statistics  
presented by



NYLIBERTY.COM

SEASON

**MEDIA CONTACT:** Ajah Hawley- Alexander | ajah.hawley-alexander@msg.com | (212) 485-7116 | @nyliberty | #ShowUp

### 2018 SCHEDULE/RESULTS

#### MAY

##### PRESEASON

Monday, May 7	vs. Dallas Wings (at Mohegan Sun Arena)	L, 76-69	0-1
Tuesday, May 8	vs. Los Angeles Sparks (at Mohegan Sun Arena)	W, 81-75	1-1

##### REGULAR SEASON

Sunday, May 20	Chicago Sky	L, 80-76	0-1
Friday, May 25	MINNESOTA	L, 76-72	0-2
Tuesday, May 29	DALLAS	W, 94-89	1-2

#### JUNE

Saturday, June 2	at Indiana	W, 87-81 OT	2-2
Tuesday, June 5	PHOENIX	L, 80-74	2-3
Thursday, June 7	CONNECTICUT	L, 88-86	2-4
Sunday, June 10	INDIANA	W, 78-75	3-4
Wednesday, June 13	LAS VEGAS	L, 78-63	3-5
Saturday, June 16	at Minnesota	L, 85-71	3-6
Tuesday, June 19	ATLANTA	W, 79-72	4-6
Friday, June 22	at Las Vegas (ESPN 2)	L, 88-78	4-7
Sunday, June 24	at Los Angeles	L, 80-54	4-8
Tuesday, June 26	PHOENIX	L, 83-69	4-9
Thursday, June 28	at Washington	L, 80-77	4-10
Friday, June 29	CHICAGO	L, 103-99	4-11

#### JULY

Sunday, July 1	at Chicago	W, 97-94 OT	5-11
Tuesday, July 3	SEATTLE	L, 77-62	5-12
Thursday, July 5	at Washington	L, 86-67	5-13
Sunday, July 8	DALLAS	L, 97-87	5-14
Wednesday, July 11	at Connecticut	W, 79-76	6-14
Sunday, July 15	CHICAGO	3:00 PM	
Tuesday, July 17	at Dallas	1:00 PM	
Thursday, July 19	at Atlanta	7:00 PM	
Saturday, July 21	WASHINGTON	3:00 PM	
Tuesday, July 24	at Minnesota (ESPN 2)	8:00 PM	

#### AUGUST

Wednesday, Aug. 1	at Connecticut	7:00 PM
Saturday, Aug. 4	INDIANA	3:00 PM
Monday, Aug. 6	SEATTLE	11:00 AM
Wednesday, Aug. 8	LOS ANGELES	7:00 PM
Sunday, Aug. 12	ATLANTA	2:30 PM
Tuesday, Aug. 14	at Los Angeles	10:30 PM
Wednesday, Aug. 15	at Las Vegas	10:00 PM
Friday, Aug. 17	at Seattle	10:00 PM
Sunday, Aug. 19	at Phoenix	6:00 PM

### GAME 21: NEW YORK LIBERTY VS. CHICAGO SKY



#### NEW YORK LIBERTY (6-14)

VS.

#### CHICAGO SKY (7-14)

Sunday, July 15 • 3:00 PM (EST)  
White Plains, NY (Westchester County Center)  
Watch: NBA TV, MSG



#### TALE OF THE TAPE

	PPG	OPP. PPG	FG%	OPP FG%	3PT%	OPP 3PT%	FT%	RPG	APG	SPG	TO	BLK
NEW YORK	77.5	83.5	.423	.442	.322	.353	.765	33.2	19.5	7.1	14.0	2.6
CHICAGO	80.5	88.2	.432	.460	.360	.366	.805	41.5	20.0	6.8	15.6	4.1

### NEW YORK LIBERTY PROBABLE STARTERS

NO.	NAME	POS.	HT.	PPG	RPG	APG	MPG	College
1	Shavonte Zellous	G	5-10	8.3	3.0	3.0	24	Pittsburgh <i>Netted game winning three-point shot against Sun (7/11) snapping three-game skid.</i>
7	Kia Vaughn	C	6-4	5.7	4.0	0.8	19	Rutgers <i>Scored 9 points and tied season-high 3 assists vs. Sun (7/11) after not scoring or dishing an assist vs. Dallas (7/8)</i>
8	Bria Hartley	G	5-8	8.1	2.7	3.6	24	Connecticut <i>Scored just 7 points over the last two games (5 vs. Connecticut 7/11, 2 vs. Dallas 7/8).</i>
10	Epiphanny Prince	G	5-9	9.3	1.8	1.8	20	Rutgers <i>Netted three-pointer to tie game late against Sun (7/11); finished with 15 points.</i>
31	Tina Charles	F	6-4	20.1	7.2	2.8	33	Connecticut <i>Finished with 19 points and 11 rebounds, notching her fifth double-double of the season vs. Sun (7/11).</i>

### LIBERTY HISTORY VS. CHICAGO

All-Time Record.....	25-24
Home.....	13-11
Away.....	12-13
Overtime.....	1-1
Postseason.....	0-0
Last 10 Games vs. Chicago.....	5-5
Current Streak vs. Chicago.....	W1

#### 2017 RESULTS VS. CHICAGO (2-1)

7/14/17.....	at New York... L, 68-78
7/30/17.....	at Chicago... W, 86-82
8/27/17.....	at New York... W, 92-62

#### 2018 SCHEDULE/RESULTS VS. CHICAGO (1-2)

5/20/18.....	at Chicago... L, 80-76
6/29/18.....	at New York... L, 103-99
7/1/18.....	at Chicago... W, 97-94 OT
7/15/18.....	at New York... 3:00 PM

### QUICK HITS

Tina Charles' 20.1 points per game rank fourth in the league (as of 7/13), and she is one of just five players averaging 20 or more.

Charles' 7.2 rebounds per game are tied for ninth in the league (as of 7/13).

Kia Nurse's ranks top-10 among rookies with 8.3 points per game (as of 7/13).

Brittany Boyd's 4.7 assists per contest are good for fifth in the WNBA (as of 7/13).

Boyd checks in at 13th in the league in steals per game with 1.25 (as of 7/13).

Bria Hartley ranks top-20 in the league with 3.6 assists per game (as of 7/13).

In three matchups against the Sky this season, the Liberty are dishing out 21.7 assists per game, over two more than their season average.

The Liberty are scoring 90.7 points per game against the Sky this season, more than 13 points above their season average.

Allie Quigley is averaging 21.3 points per game against the Liberty this season.

The Sky are the lone team the Liberty face four times this season.

Chicago has dropped five of their last six, including the loss to New York on 6/29.

# 2018 NEW YORK LIBERTY ROSTER

## ALPHABETICAL

No.	Name	Pos	Ht.	Wt.	DOB	College/COUNTRY	Exp.
9	Rebecca Allen	F/G	6-2	164	11/06/1992	Australia	3
15	Brittany Boyd	G	5-9	156	06/11/1993	California	3
31	Tina Charles	C	6-4	186	12/05/1988	Connecticut	8
0	Marissa Coleman	G	6-1	160	01/04/1987	Maryland	8
8	Bria Hartley	G	5-8	148	09/30/1992	Connecticut	4
5	Kia Nurse	G	6-0	153	02/22/1996	Connecticut	R
10	Epiphanny Prince	G	5-9	179	01/11/1988	Rutgers	8
14	Sugar Rodgers	G	5-9	166	12/08/1989	Georgetown	5
41	Kiah Stokes	C	6-3	191	03/30/1993	Connecticut	3
7	Kia Vaughn	C	6-4	205	01/24/1987	Rutgers	9
17	Amanda Zahui B.	C	6-5	250	09/08/1993	Minnesota	3
1	Shavonte Zellous	G	5-10	188	08/28/1986	Pittsburgh	9

<b>Head Coach</b>	Katie Smith
<b>Team President</b>	Isiah Thomas
<b>Assistant Coach</b>	Herb Williams
<b>Assistant Coach</b>	Barbara Farris
<b>Director of Player Development &amp; Director of Franchise Development</b>	Teresa Weatherspoon
<b>Director of Franchise Development</b>	Swin Cash
<b>Head Athletic Trainer</b>	Chantal Hart
<b>Chief Med Off &amp; VP, Player Care</b>	Dr. Lisa Callahan
<b>Team Physician</b>	Dr. Jo A. Hannafin
<b>Team Physician</b>	Dr. Marci Goolsby

## NUMERICAL

No.	Name	Pos	Ht.	Wt.	DOB	College/COUNTRY	Exp.
0	Marissa Coleman	G	6-1	160	01/04/1987	Maryland	8
1	Shavonte Zellous	G	5-10	188	08/28/1986	Pittsburgh	8
5	Kia Nurse	G	6-0	153	02/22/1996	Connecticut	R
7	Kia Vaughn	C	6-4	205	01/24/1987	Rutgers	8
8	Bria Hartley	G	5-8	148	09/30/1992	Connecticut	3
9	Rebecca Allen	F/G	6-2	164	11/06/1992	Australia	2
10	Epiphanny Prince	G	5-9	178	01/11/1988	Rutgers	7
14	Sugar Rodgers	G	5-9	166	12/08/1989	Georgetown	4
15	Brittany Boyd	G	5-9	156	06/11/1993	California	2
17	Amanda Zahui B.	C	6-5	250	09/08/1993	Minnesota	2
31	Tina Charles	C	6-4	186	12/05/1988	Connecticut	7
41	Kiah Stokes	C	6-3	191	03/30/1993	Connecticut	2

## HOW THE LIBERTY WAS BUILT

### WNBA DRAFT

Kia Nurse	1st round pick in the 2018 WNBA Draft, 10th overall selection.
Brittany Boyd	1st round pick in the 2015 WNBA Draft, 9th overall selection.
Kiah Stokes	1st round pick in the 2015 WNBA Draft, 11th overall selection.


### SIGNINGS

Marissa Coleman	Signed on March 1, 2018.
Rebecca Allen	Signed on June 21, 2016.
Shavonte Zellous	Signed on February 1, 2016.

### TRADES

Tina Charles	Acquired from Connecticut in exchange for Kelsey Bone, 2014 first round pick Alyssa Thomas and a 2015 first round draft pick. Connecticut sent its 2015 third round pick to New York.
Bria Hartley	Acquired from Washington along with Kia Vaughn in exchange for Carolyn Swords (to Seattle)
Sugar Rodgers	Acquired from Minnesota in exchange for the right to swap third round picks in 2015.
Epiphanny Prince	Acquired from Chicago in exchange for guard Cappie Pondexter in 2015.
Amanda Zahui B.	Acquired from Dallas in addition to a 2017 second round pick in exchange for a 2017 first round pick.
Kia Vaughn	Acquired from Washington along with Bria Hartley in exchange for Carolyn Swords (to Seattle)

# 2018 NEW YORK LIBERTY SPOTTER'S CHART



#9 REBECCA ALLEN  
GUARD /FORWARD  
2ND SEASON



#15 BRITTANY BOYD  
GUARD  
4TH SEASON



#31 TINA CHARLEES  
FORWARD  
9TH SEASON




#0 MARISSA COLEMAN  
GUARD  
10TH SEASON



#8 BRIA HARTLEY  
GUARD  
5TH SEASON



#5 KIA NURSE  
GUARD  
1ST SEASON



#10 EPIHANNY PRINCE  
GUARD  
9TH SEASON



#14 SUGAR RODGERS  
GUARD  
6TH SEASON



#41 KIAH STOKES  
CENTER  
4TH SEASON



#7 KIA VAUGHN  
CENTER  
9TH SEASON




#17 AMANDA ZAHUI B  
CENTER  
4TH SEASON



#1 SHAVONTE ZELLOOUS  
GUARD  
9TH SEASON



KATIE SMITH  
HEAD COACH  
1ST SEASON



HERB WILLIAMS  
ASSISTANT COACH  
4TH SEASON



BARBARA FARRIS  
ASSISTANT COACH  
1ST SEASON



TERESA WEATHERSPOON  
DIR. PLAYER DEVELOPMENT  
3RD SEASON



## HEAD COACH

# KATIE SMITH

1ST SEASON (1ST OVERALL) | 6-14 (6-14 IN NEW YORK) | OHIO STATE '96

**1ST SEASON (1ST WITH NEW YORK) • OHIO STATE '96**  
**6-14 (.300) OVERALL RECORD | 6-14 (.300) WITH NEW YORK | 0-0 (.000) PLAYOFFS**

Katie Smith enters her fourth season as a member of the New York Liberty coaching staff, having been promoted to associate head coach for the 2016 season, after serving two years as an assistant coach. Since Smith joined the coaching staff, the Liberty has posted an overall record of 59-43 (.578), posting back-to-back 20-win seasons and WNBA Playoffs berths in 2015 and 2016.

Smith spent the 2013 season – her final in the WNBA – with the Liberty, reuniting with Bill Laimbeer who she won two titles with as a member of the Detroit Shock (now Dallas). She retired after the 2013 campaign, finishing her 17-year playing career as the all-time leading scorer in women's professional basketball and second in WNBA history, scoring 7,885-career points as a professional and 6,452 in the WNBA.

A 15-year veteran of the WNBA, Smith was a seven-time All-Star and two-time First Team All-WNBA selection. She won WNBA Championships in 2006 and 2008 with the Shock, and in 2011 was voted one of the Top 15 Players in WNBA history. She ranks first in the WNBA in both three-point field goals made (906) and attempted (2,466), second in career points (6,452), fourth in free throws made (1,440) and 10th in all-time assists (1,258).

Smith is the all-time leading scorer in the history of U.S. women's professional basketball (ABL & WNBA) with 7,885 career points. Smith signed with the WNBA in 1999, joining Minnesota after a two-year stint in the ABL. In 2006, she became the only player to win a championship with both the ABL and WNBA, which was the same year she became the first player to win a WNBA All-Star game as a member of both the Eastern and Western Conference teams. During the WNBA's 20th season in 2016, Smith was voted as one of the top-20 best and most influential players in league history.

Her success also extended to the international level, having won three Olympic Gold Medals in 2000, 2004 and 2008, and the World Championships in 1998 and 2002.

Smith spent several seasons on the women's basketball staff at her alma mater Ohio State University. As a student-athlete for the Buckeyes, Smith helped guide her team to the NCAA championship game as a freshman, and went on to break the Big Ten scoring record for points scored in a career in men's or women's basketball. On Jan. 21, 2001, Ohio State honored her as the first female Buckeye athlete to have her number retired.

### CAREER COACHING HIGHLIGHTS

- Earned first win against Dallas on May 29, 2018 by the score of 94-89.

### CAREER PLAYING HIGHLIGHTS

- Played 15 seasons in the WNBA, retiring in 2013 after playing one year with the New York Liberty
- Retired as the all-time scoring leader in women's professional basketball history with 7,885-career points and ranked second in WNBA history with 6,452 points
- Two-time WNBA Champion (2006, 2008) winning twice with the Detroit Shock
- Voted as one of the top-15 players in WNBA history
- Voted as one of the top-20 best and most influential players in WNBA history in 2016
- Seven-time WNBA All-Star
- Three-time Olympic Gold Medalist (2000, 2004, 2008)

### SMITH'S CAREER COACHING RECORD

Season	Team	Record	Postseason Finish
2018	New York Liberty	6-14 (.300) 6-14 (.300)	

### 2017 LIBERTY COACHING STAFF



**ASSISTANT COACH**  
HERB WILLIAMS  
4TH SEASON



**ASSISTANT COACH**  
BARBARA FARRIS  
1ST SEASON



**DIR. PLAYER DEVELOPMENT**  
TERESA WEATHERSPOON  
4TH SEASON



**HEAD ATHLETIC TRAINER**  
CHANTAL HART  
1ST SEASON



## 2018 NEW YORK LIBERTY OVERALL STATISTICS (6-14)

NO	PLAYER	GP-GS	MIN	FGM-FGA	FG%	3-POINT		FTM-FTA	FT%	---REBOUNDS---			AST	PF-DQ	STL	TO	BLK	PTS/AVG
						FGM-FGA	FG%			OFF	DEF	TOT						
31	Charles, T	20-20	665:11	158-354	0.446	20-64	0.313	65-81	0.802	45	98	143/7.2	55	51-0	17	56	13	401/20.1
10	Prince, E	12-9	239:49	38-96	0.396	18-38	0.474	18-21	0.857	6	16	22/1.8	22	21-0	9	13	0	112/9.3
5	Nurse, K	20-0	417:45	51-134	0.381	20-70	0.286	44-52	0.846	15	29	44/2.2	31	37-0	11	16	3	166/8.3
1	Zellous, S	19-19	461:14	55-134	0.410	8-28	0.286	39-50	0.780	5	52	57/3.0	57	52-1	12	22	4	157/8.3
8	Hartley, B	20-20	475:14	63-151	0.417	23-69	0.333	13-22	0.591	13	41	54/2.7	71	46-0	17	36	1	162/8.1
17	Zahui B, A	20-0	280:25	57-113	0.504	13-39	0.333	13-24	0.542	21	26	47/2.4	10	50-1	8	29	7	140/7.0
0	Coleman, M	12-11	255:04	28-71	0.394	9-30	0.300	4-4	1.000	10	28	38/3.2	21	15-0	9	9	2	69/5.8
7	Vaughn, K	18-16	345:55	45-85	0.529	0-0	0.000	13-20	0.650	22	50	72/4.0	15	34-0	16	21	4	103/5.7
15	Boyd, B	16-0	285:40	28-74	0.378	4-12	0.333	23-29	0.793	4	49	53/3.3	75	35-0	20	29	2	83/5.2
14	Rodgers, S	17-2	273:40	29-90	0.322	19-61	0.311	6-10	0.600	12	35	47/2.8	27	29-2	10	14	3	83/4.9
2	Russell, M	2-0	32:24	1-3	0.333	0-0	0.000	3-4	0.750	0	3	3/1.5	2	2-0	2	1	1	5/2.5
9	Allen, R	15-0	112:52	12-36	0.333	4-18	0.222	6-6	1.000	6	15	21/1.4	2	10-0	4	6	6	34/2.3
41	Stokes, K	16-3	204:48	17-35	0.486	0-0	0.000	0-0	0.000	19	43	62/3.9	2	34-0	7	12	6	34/2.1
<b>Team</b>												149				15		
<b>New York Liberty</b>		20-100	4050:00	582-1376	0.423	138-429	0.322	247-323	0.765	178	485	812/40.6	390	416-4	142	279	52	1549/77.5
<b>Team</b>												190				23		
<b>OPPONENTS</b>		20-100	4050:00	584-1322	0.442	150-425	0.353	352-449	0.784	158	545	893/44.7	392	363-2	123	275	77	1670/83.5

NO	PLAYER	----- SINGLE GAME HIGHS -----							----- AVERAGE PER GAME -----							----- AVERAGE PER 48 MIN -----					
		MIN	REB	AST	STL	TO	BLK	PTS	MIN	REB	AST	STL	TO	BLK	PTS	REB	AST	STL	TO	BLK	PTS
31	Charles, T	38:18	12	6	3	6	3	34	33:15	7.2	2.8	0.9	2.8	0.7	20.1	8.6	3.3	1.0	3.4	0.8	24.1
10	Prince, E	30:04	4	5	2	3	0	21	19:59	1.8	1.8	0.8	1.1	0.0	9.3	3.7	3.7	1.5	2.2	0.0	18.7
5	Nurse, K	40:25	9	4	2	4	1	34	20:53	2.2	1.6	0.6	0.8	0.2	8.3	4.2	3.0	1.1	1.5	0.3	15.9
1	Zellous, S	32:54	7	9	3	3	1	19	24:16	3.0	3.0	0.6	1.2	0.2	8.3	4.9	4.9	1.0	1.9	0.3	13.6
8	Hartley, B	33:33	5	7	3	5	1	18	23:45	2.7	3.6	0.9	1.8	0.1	8.1	4.5	6.0	1.4	3.0	0.1	13.6
17	Zahui B, A	23:15	8	2	2	5	3	21	14:01	2.4	0.5	0.4	1.5	0.4	7.0	6.7	1.4	1.1	4.1	1.0	20.0
0	Coleman, M	32:09	7	5	4	2	1	12	21:15	3.2	1.8	0.8	0.8	0.2	5.8	6.0	3.3	1.4	1.4	0.3	10.8
7	Vaughn, K	31:02	11	3	3	4	1	16	19:13	4.0	0.8	0.9	1.2	0.2	5.7	8.3	1.7	1.9	2.4	0.5	11.9
15	Boyd, B	27:10	8	11	3	4	1	14	17:51	3.3	4.7	1.3	1.8	0.1	5.2	7.4	10.5	2.8	4.1	0.3	11.6
14	Rodgers, S	26:57	6	5	2	4	2	16	16:05	2.8	1.6	0.6	0.8	0.2	4.9	6.9	3.9	1.5	2.0	0.4	12.1
2	Russell, M	18:47	2	2	2	1	1	3	16:12	1.5	1.0	1.0	0.5	0.5	2.5	3.7	2.5	2.5	1.2	1.2	6.2
9	Allen, R	20:20	3	1	1	1	2	9	07:31	1.4	0.1	0.3	0.4	0.4	2.3	7.4	0.7	1.4	2.1	2.1	12.0
41	Stokes, K	25:46	12	2	2	3	3	6	12:48	3.9	0.1	0.4	0.8	0.4	2.1	12.1	0.4	1.4	2.3	1.2	6.6

## 2018 CHICAGO SKY OVERALL STATISTICS (7-14)

NO	PLAYER	GP-GS	MIN	FGM-FGA	FG%	3-POINT		FTM-FTA	FT%	---REBOUNDS---			AST	PF-DQ	STL	TO	BLK	PTS/AVG
						FGM-FGA	FG%			OFF	DEF	TOT						
14	Quigley, A	19-19	584:28	117-245	0.478	43-98	0.439	36-42	0.857	5	33	38/2.0	54	33-0	10	46	8	313/16.5
1	DeShields, D	21-20	578:31	87-220	0.395	23-74	0.311	84-98	0.857	23	81	104/5.0	38	52-0	21	45	5	281/13.4
22	Vandersloot, C	17-17	524:24	65-145	0.448	27-64	0.422	25-31	0.806	8	51	59/3.5	131	28-0	22	50	7	182/10.7
32	Parker, C	21-4	429:47	76-155	0.490	2-7	0.286	58-76	0.763	40	102	142/6.8	11	58-1	14	30	26	212/10.1
31	Dolson, S	14-12	394:40	48-115	0.417	10-29	0.345	15-15	1.000	10	58	68/4.9	35	41-0	8	22	17	121/8.6
15	Williams, G	21-18	497:38	65-152	0.428	3-13	0.231	27-34	0.794	27	65	92/4.4	32	44-0	37	22	7	160/7.6
21	Faulkner, J	17-0	360:08	46-134	0.343	19-63	0.302	18-24	0.750	5	19	24/1.4	67	27-0	8	35	2	129/7.6
45	Ndour, A	14-9	210:20	32-67	0.478	6-16	0.375	16-22	0.727	22	27	49/3.5	5	30-0	5	8	10	86/6.1
2	Copper, K	20-2	280:28	41-111	0.369	10-35	0.286	18-22	0.818	12	33	45/2.3	15	22-0	7	22	1	110/5.5
41	Coates, A	19-0	170:55	25-39	0.641	0-0	0.000	12-21	0.571	18	28	46/2.4	4	24-0	3	7	3	62/3.3
5	Hopkins, C	4-4	57:49	3-6	0.500	0-0	0.000	1-1	1.000	0	13	13/3.3	8	2-0	2	7	0	7/1.8
23	Harper, L	11-0	44:57	6-16	0.375	2-4	0.500	0-0	0.000	1	6	7/0.6	10	4-0	3	3	0	14/1.3
6	Montgomery, A	17-0	115:57	4-18	0.222	1-3	0.333	4-4	1.000	6	12	18/1.1	9	13-0	2	5	1	13/0.8
3	Bulgak, A	0-0	00:00	0-0	0.000	0-0	0.000	0-0	0.000	0	0	0/0.0	0	0-0	0	0	0	0/0.0
11	Harris, A	0-0	00:00	0-0	0.000	0-0	0.000	0-0	0.000	0	0	0/0.0	0	0-0	0	0	0	0/0.0
<b>Team</b>												167				25		
<b>Chicago Sky</b>		21-105	4250:00	615-1423	0.432	146-406	0.360	314-390	0.805	177	528	872/41.5	419	378-1	142	327	87	1690/80.5
<b>Team</b>												158				15		
<b>OPPONENTS</b>		21-105	4250:00	699-1519	0.460	142-388	0.366	312-400	0.780	230	532	920/43.8	468	375-1	180	277	104	1852/88.2

# CHICAGO SKY

## QUICK FACTS

Arena (Capacity).....	Allstate Arena (7,000)
Inaugural Season .....	2006
All-Time Record .....	186-243 (.437)
All-Time Playoff Record .....	7-12 (.368)
WNBA Finals Appearances .....	1
WNBA Championships .....	0
2017 Playoffs .....	None
2017 Record .....	12-22 (4th East)
2017 vs. Liberty.....	1-2
Last 10 Games vs. Liberty.....	5-5
Current Streak vs. Liberty .....	L1

## LIBERTY HISTORY VS. CHICAGO

All-Time Record .....	25-24
Home .....	13-11
Away.....	12-13
Overtime.....	1-1
Postseason .....	0-0

### Liberty

Most Points .....	100 at Chicago (OT) (6/18/14)
Fewest Points .....	55 at New York (7/18/13)
Largest Victory .....	30 (92-62) at New York (8/27/17)
Individual Points .....	31 - Cappie Pondexter at Chicago (6/8/10)

### Sky

Most Points .....	105 at Chicago (OT) (6/18/14)
Fewest Points .....	49 at New York (8/4/11)
Largest Victory .....	29 (93-64) at Atlanta (7/7/13)
Individual Points .....	33 - Epiphanny Prince (3x), last at New York (6/27/14)

## RECENT MATCHUPS

### 2017 RESULTS VS. CHICAGO (2-1)

7/14/17.....	at New York .....	L, 68-78
7/30/17.....	at Chicago .....	W, 86-82
8/27/17.....	at New York .....	W, 92-62

### 2018 SCHEDULE/RESULTS VS. CHICAGO (1-2)

5/20/18.....	at Chicago.....	L, 80-76
6/29/18.....	at New York .....	L, 103-99
7/1/18.....	at Chicago .....	W, 97-94 OT
7/15/18.....	at New York .....	3:00 PM

## 2018 NEW YORK LIBERTY VS. CHICAGO SKY STATISTICS (1-2)

NO	PLAYER	GP-GS	MIN	FGM-FGA	FG%	3-POINT		FTM-FTA	FT%	----REBOUNDS----			AST	PF-DQ	STL	TO	BLK	PTS/AVG
						FGM-FGA	FG%			OFF	DEF	TOT						
31	Charles, T	3-3	97:18	27-57	0.474	4-10	0.400	13-16	0.813	7	8	15/5.0	5	8-0	3	10	0	71/23.7
10	Prince, E	2-2	55:41	10-22	0.455	3-6	0.500	6-8	0.750	1	4	5/2.5	9	6-0	3	3	0	29/14.5
15	Boyd, B	2-0	53:48	8-14	0.571	1-2	0.500	7-8	0.875	1	6	7/3.5	11	4-0	5	3	1	24/12.0
7	Vaughn, K	2-2	44:56	8-11	0.727	0-0	0.000	5-9	0.556	6	9	15/7.5	2	3-0	1	2	1	21/10.5
5	Nurse, K	3-0	58:36	9-21	0.429	3-11	0.273	9-9	1.000	3	1	4/1.3	7	5-0	5	2	0	30/10.0
17	Zahui B, A	3-0	52:40	11-22	0.500	2-5	0.400	3-5	0.600	4	6	10/3.3	2	7-0	4	4	1	27/9.0
8	Hartley, B	3-3	65:16	9-21	0.429	4-10	0.400	2-3	0.667	1	9	10/3.3	12	3-0	1	1	0	24/8.0
0	Coleman, M	1-1	23:08	2-8	0.250	2-3	0.667	2-2	1.000	1	3	4/4.0	3	2-0	2	1	0	8/8.0
1	Zellous, S	3-3	69:12	4-18	0.222	1-5	0.200	7-8	0.875	0	12	12/4.0	6	9-0	3	2	1	16/5.3
41	Stokes, K	2-0	26:42	4-8	0.500	0-0	0.000	0-0	0.000	4	3	7/3.5	0	7-0	1	2	0	8/4.0
14	Rodgers, S	3-1	58:17	4-16	0.250	3-10	0.300	0-0	0.000	4	9	13/4.3	6	8-1	4	2	0	11/3.7
2	Russell, M	1-0	13:37	0-1	0.000	0-0	0.000	3-4	0.750	0	1	1/1.0	2	1-0	0	0	1	3/3.0
9	Allen, R	1-0	05:49	0-2	0.000	0-1	0.000	0-0	0.000	0	0	0/0.0	0	1-0	0	0	1	0/0.0
<b>Team</b>												20				0		
<b>New York Liberty</b>		3-15	625:00	96-221	0.434	23-63	0.365	57-72	0.792	32	71	123/41.0	65	64-1	32	32	6	272/90.7
<b>Team</b>												26				1		
<b>OPPONENTS</b>		3-15	625:00	96-199	0.482	29-64	0.453	56-67	0.836	20	85	131/43.7	70	66-1	14	45	15	277/92.3

## 2018 CHICAGO SKY VS. NEW YORK LIBERTY STATISTICS (2-1)

NO	PLAYER	GP-GS	MIN	FGM-FGA	FG%	3-POINT		FTM-FTA	FT%	----REBOUNDS----			AST	PF-DQ	STL	TO	BLK	PTS/AVG
						FGM-FGA	FG%			OFF	DEF	TOT						
14	Quigley, A	3-3	96:46	21-41	0.512	9-18	0.500	13-14	0.929	0	9	9/3.0	7	7-0	0	8	3	64/21.3
22	Vandersloot, C	2-2	65:59	11-20	0.550	6-8	0.750	6-6	1.000	2	8	10/5.0	16	5-0	2	3	1	34/17.0
1	DeShields, D	3-3	81:54	11-29	0.379	3-10	0.300	16-20	0.800	5	10	15/5.0	7	8-0	1	12	1	41/13.7
21	Faulkner, J	3-0	60:33	11-17	0.647	5-9	0.556	2-4	0.500	1	8	9/3.0	18	5-0	0	7	0	29/9.7
31	Dolson, S	3-3	94:07	10-30	0.333	4-10	0.400	3-3	1.000	2	17	19/6.3	11	12-0	2	5	3	27/9.0
15	Williams, G	3-3	60:46	11-19	0.579	0-1	0.000	2-3	0.667	3	5	8/2.7	0	6-0	7	3	1	24/8.0
32	Parker, C	3-0	58:41	6-17	0.353	0-0	0.000	9-10	0.900	3	11	14/4.7	2	10-1	1	0	3	21/7.0
2	Copper, K	3-0	35:20	6-11	0.545	1-5	0.200	3-4	0.750	1	5	6/2.0	3	4-0	1	4	0	16/5.3
45	Ndour, A	2-0	17:50	4-7	0.571	1-3	0.333	0-0	0.000	0	1	1/0.5	1	4-0	0	1	2	9/4.5
41	Coates, A	3-0	18:49	4-4	1.000	0-0	0.000	0-1	0.000	1	0	1/0.3	0	3-0	0	0	0	8/2.7
5	Hopkins, C	1-1	17:25	1-2	0.500	0-0	0.000	0-0	0.000	0	7	7/7.0	3	0-0	0	0	0	2/2.0
6	Montgomery, A	2-0	16:50	0-2	0.000	0-0	0.000	2-2	1.000	2	4	6/3.0	2	2-0	0	1	1	2/1.0
3	Bulgak, A	0-0	00:00	0-0	0.000	0-0	0.000	0-0	0.000	0	0	0/0.0	0	0-0	0	0	0	0/0.0
23	Harper, L	0-0	00:00	0-0	0.000	0-0	0.000	0-0	0.000	0	0	0/0.0	0	0-0	0	0	0	0/0.0
<b>Team</b>												26				1		
<b>Chicago Sky</b>		3-15	625:00	96-199	0.482	29-64	0.453	56-67	0.836	20	85	131/43.7	70	66-1	14	45	15	277/92.3
<b>Team</b>												20				0		
<b>OPPONENTS</b>		3-15	625:00	96-221	0.434	23-63	0.365	57-72	0.792	32	71	123/41.0	65	64-1	32	32	6	272/90.7

# 2018 NEW YORK LIBERTY REGULAR SEASON GAME-BY-GAME

Date	Opponent	W/L	Team/Opp	Home	Road	Total	High Scoring	High Rebounds	High Assists	Opponent Scoring	Atten.
May 20	at Chicago	L	76- 80	0-0	0-1	0-1	Charles-19	Zahui B.-7	Hartley-6	Quigley-22	7,922
May 25	MINNESOTA	L	72- 78	0-1	0-1	0-2	Charles-18	Charles-12	Hartley-3	Augustus-21	2,319
May 29	DALLAS	W	94- 89	1-1	0-1	1-2	Charles-34	Charles-10	Zellous-9	Cabbage-28	1,516
June 2	at Indiana	W	87-81(OT)	1-1	1-1	2-2	Nurse-34	Stokes-12	Nurse-4	K. Mitchell-26	5,575
June 5	PHOENIX	L	74-80	1-2	1-1	2-3	Charles-25	Zahui B.-8 Charles-8	Hartley-5	Griner-26	7,215
June 6	CONNECTICUT	L	86- 88	1-3	1-1	2-4	Charles-24	Charles-9	Zellous-7	J. Thomas-19	1,581
June 10	INDIANA	W	78- 75	2-3	1-1	3-4	Rodgers-16	Hartley-4	Tied with-3	K. Mitchell-19	1,537
June 13	LAS VEGAS	L	63- 78	2-4	1-1	3-5	Charles-19	Coleman-5	Coleman-5	Hamby-17	1,419
June 16	at Minnesota	L	71- 85	2-4	1-2	3-6	Charles-12	Rodgers-4	Hartley-6	Fowles-25	9,114
June 19	ATLANTA	W	79- 72	3-4	1-2	4-6	Charles-29	Vaughn-9	Boyd-11	McCoughtry-39	1,627
June 22	at Las Vegas	L	78- 88	3-4	1-3	4-7	Charles-14 Zahui B.-14	Charles-8	Charles-5 Boyd-5 Rodgers-5	McBride-27	5,478
June 24	at Los Angeles	L	54- 80	3-4	1-4	4-8	Zahui B.-21	Boyd-6	Boyd-8	Williams-25	9,203
June 26	PHOENIX	L	69- 83	3-5	1-4	4-9	Charles-12	Charles-8	Boyd-7	Taurasi-27	1,839
June 28	at Washington	L	77- 80	3-5	1-5	4-10	Prince-21	Charles-7	Charles-6	Delle Donne-22	4,473
June 29	CHICAGO	L	99-103	3-6	1-5	4-11	Charles-24	Stokes-5	Boyd-6	DeShields-22	1,837
July 1	at Chicago	W	97- 94(OT)	3-6	2-5	5-11	Charles-28	Vaughn-11	Boyd-5	Quigley-28	5,382
July 3	SEATTLE	L	62- 77	3-7	2-5	5-12	Hartley-16	Zellous-7	Zellous-4 Boyd-4 Charles-4	Stewart-21 Loyd-21	1,749
July 5	at Washington	L	67- 86	3-7	2-6	5-13	Charles-26	Charles-12	Hartley-7	Delle Donne-21	4,674
July 7	DALLAS	L	87- 97	3-8	2-6	5-14	Charles-26	Charles-9	Boyd-5	Diggins-Smith-32	1,719
July 11	at Connecticut	W	79-76	3-8	3-6	6-14	Charles-19	Charles-11	Boyd-8	Ogwumike-17	7,413

# 2018 NEW YORK LIBERTY REGULAR SEASON GAME-BY-GAME TOTALS

TEAM	DATE	MIN	FGM	FGA	FG%	3PM	3PA	3P%	FTM	FTA	FT%	OR	DR	REB	AST	STL	BLK	TO	PF	PTS
at Chicago	May 20	200	26	72	0.361	9	25	0.360	15	19	0.789	8	22	30	18	10	4	8	18	76
MINNESOTA	May 25	200	27	72	0.375	5	24	0.208	13	18	0.722	11	23	34	11	4	2	6	20	72
DALLAS	May 29	200	36	69	0.522	9	22	0.409	13	16	0.812	7	25	32	22	11	3	14	21	94
at Indiana	June 2	225	27	68	0.397	3	19	0.158	30	32	0.938	12	34	46	14	4	5	20	18	87
PHOENIX	June 5	200	31	75	0.413	9	28	0.321	3	5	0.600	19	20	39	19	6	0	17	19	74
CONNECTICUT	June 7	200	32	69	0.464	7	25	0.280	15	19	0.789	6	29	35	25	3	5	11	21	86
INDIANA	June 10	200	26	57	0.456	13	24	0.542	13	18	0.722	3	19	22	19	6	5	15	20	78
LAS VEGAS	June 13	200	28	66	0.424	4	24	0.167	3	6	0.500	7	19	26	19	6	4	13	23	63
at Minnesota	June 16	200	28	61	0.459	8	22	0.364	7	7	1.000	3	19	22	20	8	2	17	21	71
ATLANTA	June 19	200	29	74	0.392	5	20	0.250	16	20	0.800	7	31	38	23	12	0	12	27	79
at Las Vegas	June 22	200	30	80	0.375	8	26	0.308	10	10	1.000	14	24	38	22	10	6	16	25	78
at Los Angeles	June 24	200	23	60	0.383	5	18	0.278	3	10	0.300	2	29	31	14	6	0	15	18	54
PHOENIX	June 26	200	27	66	0.409	8	19	0.421	7	12	0.583	8	23	31	19	7	1	15	22	69
at Washington	June 28	200	31	62	0.500	5	17	0.294	10	11	0.909	7	27	34	24	2	4	15	24	77
CHICAGO	June 29	200	39	77	0.506	8	19	0.421	13	16	0.813	13	20	33	24	11	1	11	23	99
at Chicago	July 1	225	31	72	0.431	6	19	0.316	29	37	0.784	11	29	40	23	10	1	13	23	97
SEATTLE	July 3	200	26	68	0.382	5	13	0.385	5	8	0.625	9	22	31	20	6	1	12	9	62
at Washington	July 5	200	23	62	0.371	6	20	0.300	15	19	0.789	10	26	36	16	8	1	15	19	67
DALLAS	July 8	200	30	75	0.400	8	24	0.333	19	28	0.679	14	16	30	17	5	2	6	22	87
at Connecticut	July 11	200	32	71	0.451	7	21	0.333	8	12	0.667	7	28	35	21	6	5	13	23	79



# 2018 OPPONENT REGULAR SEASON GAME-BY-GAME TOTALS

TEAM	DATE	MIN	FGM	FGA	FG%	3PM	3PA	3P%	FTM	FTA	FT%	OR	DR	REB	AST	STL	BLK	TO	PF	PTS
at Chicago	May 20	200	30	63	0.476	6	13	0.462	14	18	0.778	9	34	43	20	5	6	15	19	80
MINNESOTA	May 25	200	27	69	0.391	4	18	0.222	20	25	0.800	10	34	44	13	4	2	9	17	78
DALLAS	May 29	200	28	59	0.475	13	31	0.419	20	28	0.714	6	26	32	18	8	4	32	20	89
at Indiana	June 2	225	31	79	0.392	7	23	0.304	12	18	0.667	10	23	33	17	6	1	9	28	81
PHOENIX	June 5	200	28	56	0.500	7	23	0.304	17	19	0.895	3	18	21	21	8	4	11	9	80
CONNECTICUT	June 7	200	33	82	0.402	8	25	0.320	14	24	0.583	16	24	40	22	6	3	9	21	88
INDIANA	June 10	200	27	66	0.409	6	19	0.316	15	19	0.789	9	22	31	19	7	3	15	19	75
LAS VEGAS	June 13	200	30	65	0.462	3	12	0.250	15	20	0.750	5	22	27	20	7	4	11	13	78
at Minnesota	June 16	200	34	70	0.486	6	18	0.333	11	14	0.786	7	28	35	23	9	0	17	19	85
ATLANTA	June 19	200	20	67	0.299	5	27	0.185	27	34	0.794	12	31	43	10	6	4	17	21	72
at Las Vegas	June 22	200	27	64	0.422	6	10	0.600	28	31	0.903	12	31	43	16	8	4	17	15	88
at Los Angeles	June 24	200	31	61	0.508	8	20	0.400	10	18	0.556	3	36	39	27	10	4	9	14	80
PHOENIX	June 26	200	26	54	0.481	14	23	0.609	17	22	0.773	3	25	28	19	4	6	13	15	83
at Washington	June 28	200	26	68	0.382	7	27	0.259	21	22	0.955	10	23	33	13	4	5	10	17	80
CHICAGO	June 29	200	35	62	0.565	11	21	0.524	22	26	0.846	5	22	27	27	3	5	13	15	103
at Chicago	July 1	225	31	74	0.419	12	30	0.400	20	23	0.870	6	29	35	23	6	4	15	32	94
SEATTLE	July 3	200	30	65	0.462	5	22	0.227	12	13	0.923	9	29	38	25	4	3	12	12	77
at Washington	July 5	200	29	65	0.446	11	27	0.407	17	19	0.895	7	26	33	22	10	6	10	17	86
DALLAS	July 8	200	32	65	0.492	7	21	0.333	26	32	0.813	8	32	40	19	1	5	9	18	97
at Connecticut	July 11	200	29	68	0.426	4	15	0.267	14	24	0.583	8	30	38	18	7	4	11	22	76

# 2018 NEW YORK LIBERTY REGULAR SEASON MISCELLANEOUS GAME-BY-GAME

Opponent	Date	W/L	Score	Ties	LC	Largest lead		Paint		2nd Chance		Fastbreak		Off T0's		Bench	
						NYL	Opp	NYL	Opp	NYL	OPP	NYL	OPP	NYL	OPP	NYL	OPP
at Chicago	May 20	L	80-75	7	8	5	8	28	34	14	8	9	8	15	16	35	34
MINNESOTA	May 25	L	78-72	5	16	6	6	30	16	18	11	3	13	2	12	29	17
DALLAS	May 29	W	94-89	3	3	5	17	28	38	6	10	12	8	10	23	20	13
at Indiana	June 2	W	87-81	7	7	20	7	34	22	14	7	8	6	22	8	36	7
PHOENIX	June 5	L	80-74	8	17	8	6	38	28	16	2	0	5	18	11	19	9
CONNECTICUT	June 7	L	88-86	1	8	15	4	36	40	5	19	3	4	15	14	21	25
INDIANA	June 10	W	78-75	14	18	7	5	16	24	9	12	0	0	17	12	32	25
LAS VEGAS	June 13	L	78-63	1	6	5	26	26	34	8	11	6	2	22	12	16	30
at Minnesota	June 16	L	85-71	0	2	1	24	22	42	3	1	9	8	24	12	40	26
ATLANTA	June 19	W	99-72	2	0	16	0	42	22	10	13	10	6	11	14	22	6
at Las Veas	June 22	L	88-78	9	3	4	10	22	18	8	17	2	6	23	20	37	29
at Los Angeles	June 24	L	80-54	0	0	0	31	28	34	2	0	2	7	8	11	36	37
PHOENIX	June 26	L	83-69	0	0	0	19	30	14	9	2	9	11	8	22	28	10
at Washington	June 28	L	80-77	8	11	5	10	40	32	10	15	12	7	14	18	14	20
CHICAGO	June 29	L	103-99	5	11	11	7	44	32	16	10	6	0	10	15	35	27
at Chicago	July 1	W	97-94	6	10	6	6	38	22	21	8	6	7	11	17	27	24
SEATTLE	July 3	L	77-62	4	8	3	20	36	42	8	19	11	4	16	12	22	16
at Washington	July 5	L	86-67	3	11	4	19	22	22	9	11	4	9	14	12	13	21
DALLAS	July 8	L	97-87	2	0	0	23	32	34	8	10	7	15	9	12	39	16
at Connecticut	July 11	W	79-76	12	15	4	10	38	40	4	15	4	6	17	11	17	29

# 2018 NEW YORK LIBERTY REGULAR SEASON SCORE BY PERIOD

Date	Team	W/L	NEW YORK LIBERTY								OPPONENTS							
			1st	2nd	1st Half	3rd	4th	2nd Half	OT	Total	1st	2nd	1st Half	3rd	4th	2nd Half	OT	Total
May 20	at Chicago	L	22	18	40	11	24	35		76	22	16	38	18	24	42		80
May 25	MINNESOTA	L	19	17	36	23	13	36		72	21	20	41	14	23	37		78
May 29	DALLAS	W	14	23	37	22	35	57		94	31	15	46	22	21	43		89
June 2	at Indiana	W	21	25	46	12	13	25	16	87	19	10	29	23	19	42	10	81
June 5	PHOENIX	L	27	11	38	17	19	36		74	21	22	43	14	23	37		80
June 7	CONNECTICUT	L	29	25	54	17	15	32		86	18	23	41	27	20	47		88
June 10	INDIANA	W	17	21	38	19	21	40		78	18	18	36	19	20	39		75
June 13	LAS VEGAS	L	21	12	33	12	18	30		63	23	14	37	19	22	41		78
June 16	at Minnesota	L	16	22	38	15	18	33		71	28	26	54	20	11	31		85
June 19	ATLANTA	W	17	17	34	16	29	45		79	6	18	24	25	23	48		72
June 22	at Las Vegas	L	15	11	26	26	26	52		78	15	19	34	20	34	54		88
June 24	at Los Angeles	L	12	15	27	14	13	27		54	18	25	43	18	19	37		80
June 26	PHOENIX	L	16	21	37	11	21	32		69	30	14	44	23	16	39		83
June 28	at Washington	L	22	17	39	18	20	38		77	23	21	44	21	15	36		80
June 29	CHICAGO	L	27	28	55	15	29	44		99	26	26	52	22	29	51		103
July 1	at Chicago	W	23	21	44	29	21	50	13	97	18	27	45	22	17	49	10	94
July 3	SEATTLE	L	19	9	28	23	11	34		62	16	23	39	25	13	38		77
July 5	at Washington	L	24	17	41	18	8	26		67	22	20	42	22	22	44		86
July 8	DALLAS	L	22	15	37	23	27	50		87	30	17	47	26	24	40		97
July 11	at Connecticut	W	21	17	38	14	27	41		79	23	19	42	11	23	34		76

## 2018 NEW YORK LIBERTY LAST FIVE GAMES STATISTICS (2-3)

NO	PLAYER	GP-GS	MIN	FGM-FGA	FG%	3-POINT		FTM-FTA	FT%	---REBOUNDS---			AST	PF-DQ	STL	TO	BLK	PTS/AVG
						FGM-FGA	FG%			OFF	DEF	TOT						
31	Charles, T	5-5	176:29	38-90	0.422	5-12	0.417	26-31	0.839	20	22	42/8.4	11	12-0	3	13	2	107/21.4
10	Prince, E	5-5	116:58	15-46	0.326	7-18	0.389	10-13	0.769	3	7	10/2.0	10	8-0	3	5	0	47/9.4
1	Zellous, S	5-5	142:07	16-40	0.400	2-7	0.286	9-13	0.692	3	16	19/3.8	16	12-0	6	6	0	43/8.6
8	Hartley, B	5-5	109:27	15-38	0.395	8-23	0.348	4-5	0.800	1	12	13/2.6	14	13-0	4	8	1	42/8.4
15	Boyd, B	5-0	114:17	11-24	0.458	2-5	0.400	13-14	0.929	2	20	22/4.4	24	12-0	10	13	1	37/7.4
7	Vaughn, K	5-5	101:34	15-26	0.577	0-0	0.000	5-9	0.556	7	14	21/4.2	6	7-0	4	3	0	35/7.0
17	Zahui B, A	5-0	66:55	14-28	0.500	3-8	0.375	3-9	0.333	5	5	10/2.0	3	13-1	2	5	5	34/6.8
14	Rodgers, S	5-0	67:48	6-21	0.286	3-13	0.231	3-6	0.500	4	6	10/2.0	6	4-0	2	2	0	18/3.6
41	Stokes, K	5-0	61:21	6-10	0.600	0-0	0.000	0-0	0.000	3	15	18/3.6	0	8-0	1	2	1	12/2.4
5	Nurse, K	5-0	56:32	4-19	0.211	1-8	0.125	3-4	0.750	2	2	4/0.8	7	6-0	1	1	0	12/2.4
9	Allen, R	4-0	11:32	2-6	0.333	1-3	0.333	0-0	0.000	1	2	3/0.8	0	1-0	0	1	0	5/1.3
0	Coleman, M	0-0	00:00	0-0	0.000	0-0	0.000	0-0	0.000	0	0	0/0.0	0	0-0	0	0	0	0/0.0
Team										38						5		
New York Liberty		5-25	1025:00	142-348	0.408	32-97	0.330	76-104	0.731	51	121	210/42.0	97	96-1	36	64	10	392/78.4
Team										48						3		
OPPONENTS		5-25	1025:00	151-337	0.448	39-115	0.339	89-111	0.802	38	146	232/46.4	107	101-1	28	61	22	430/86.0

NO	PLAYER	----- SINGLE GAME HIGHS -----							----- AVERAGE PER GAME -----							----- AVERAGE PER 48 MIN -----						
		MIN	REB	AST	STL	TO	BLK	PTS	MIN	REB	AST	STL	TO	BLK	PTS	REB	AST	STL	TO	BLK	PTS	
31	Charles, T	38:18	12	4	1	6	1	28	35:17	8.4	2.2	0.6	2.6	0.4	21.4	9.5	2.5	0.7	2.9	0.5	24.3	
10	Prince, E	30:04	4	4	1	2	0	15	23:23	2.0	2.0	0.6	1.0	0.0	9.4	3.4	3.4	1.0	1.7	0.0	16.1	
1	Zellous, S	31:09	7	4	3	2	0	14	28:25	3.8	3.2	1.2	1.2	0.0	8.6	5.3	4.5	1.7	1.7	0.0	12.1	
8	Hartley, B	26:14	4	7	2	4	1	16	21:53	2.6	2.8	0.8	1.6	0.2	8.4	4.8	5.1	1.5	2.9	0.4	15.3	
15	Boyd, B	26:38	8	8	2	4	1	14	22:51	4.4	4.8	2.0	2.6	0.2	7.4	7.7	8.4	3.5	4.6	0.4	13.0	
7	Vaughn, K	27:11	11	3	2	2	0	12	20:18	4.2	1.2	0.8	0.6	0.0	7.0	8.3	2.4	1.6	1.2	0.0	13.8	
17	Zahui B, A	18:44	4	2	1	2	3	13	13:23	2.0	0.6	0.4	1.0	1.0	6.8	6.0	1.8	1.2	3.0	3.0	20.3	
14	Rodgers, S	18:40	3	3	2	1	0	6	13:33	2.0	1.2	0.4	0.4	0.0	3.6	5.9	3.5	1.2	1.2	0.0	10.6	
41	Stokes, K	17:08	6	0	1	1	1	4	12:16	3.6	0.0	0.2	0.4	0.2	2.4	11.7	0.0	0.7	1.3	0.7	7.8	
5	Nurse, K	14:40	2	4	1	1	0	6	11:18	0.8	1.4	0.2	0.2	0.0	2.4	2.8	5.0	0.7	0.7	0.0	8.5	
9	Allen, R	05:19	2	0	0	1	0	5	02:53	0.8	0.0	0.0	0.3	0.0	1.3	10.4	0.0	0.0	3.5	0.0	17.3	
0	Coleman, M	00:00	0	0	0	0	0	0	00:00	0.0	0.0	0.0	0.0	0.0	0.0	0.0	0.0	0.0	0.0	0.0	0.0	

## 2018 NEW YORK LIBERTY LAST TEN GAMES STATISTICS (2-8)

NO	PLAYER	GP-GS	MIN	FGM-FGA	FG%	3-POINT		FTM-FTA	FT%	---REBOUNDS---			AST	PF-DQ	STL	TO	BLK	PTS/AVG
						FGM-FGA	FG%			OFF	DEF	TOT						
31	Charles, T	10-10	327:56	71-169	0.420	10-25	0.400	33-41	0.805	29	44	73/7.3	28	27-0	7	28	5	185/18.5
10	Prince, E	10-9	218:12	34-88	0.386	16-34	0.471	17-20	0.850	5	14	19/1.9	20	18-0	9	11	0	101/10.1
17	Zahui B, A	10-0	159:29	38-69	0.551	9-21	0.429	6-16	0.375	10	10	20/2.0	4	27-1	4	13	5	91/9.1
7	Vaughn, K	10-10	195:26	31-50	0.620	0-0	0.000	10-15	0.667	14	30	44/4.4	9	16-0	5	8	3	72/7.2
8	Hartley, B	10-10	205:41	27-71	0.380	11-37	0.297	5-9	0.556	3	26	29/2.9	28	23-0	9	15	1	70/7.0
1	Zellous, S	9-9	226:25	23-58	0.397	3-10	0.300	13-17	0.765	4	24	28/3.1	24	22-1	6	11	1	62/6.9
15	Boyd, B	10-0	208:20	22-55	0.400	2-8	0.250	20-24	0.833	3	39	42/4.2	54	26-0	17	23	2	66/6.6
14	Rodgers, S	10-1	169:11	18-56	0.321	9-33	0.273	3-6	0.500	8	17	25/2.5	18	11-0	5	9	2	48/4.8
5	Nurse, K	10-0	151:39	14-41	0.341	4-21	0.190	12-15	0.800	7	7	14/1.4	12	15-0	5	5	1	44/4.4
0	Coleman, M	2-1	29:18	2-8	0.250	1-3	0.333	0-0	0.000	0	2	2/1.0	1	3-0	0	0	1	5/2.5
41	Stokes, K	10-0	113:28	9-20	0.450	0-0	0.000	0-0	0.000	11	27	38/3.8	2	19-0	4	6	1	18/1.8
9	Allen, R	6-0	19:55	3-8	0.375	1-4	0.250	0-0	0.000	1	4	5/0.8	0	1-0	1	2	0	7/1.2
Team										69						8		
New York Liberty		10-50	2025:00	292-693	0.421	66-196	0.337	119-163	0.730	95	244	408/40.8	200	208-2	72	139	22	769/76.9
Team										76						7		
OPPONENTS		10-50	2025:00	296-646	0.458	85-216	0.394	187-230	0.813	71	283	430/43.0	209	177-2	57	127	46	864/86.4

NO	PLAYER	----- SINGLE GAME HIGHS -----							----- AVERAGE PER GAME -----							----- AVERAGE PER 48 MIN -----						
		MIN	REB	AST	STL	TO	BLK	PTS	MIN	REB	AST	STL	TO	BLK	PTS	REB	AST	STL	TO	BLK	PTS	
31	Charles, T	38:18	12	6	2	6	3	28	32:47	7.3	2.8	0.7	2.8	0.5	18.5	8.9	3.4	0.9	3.4	0.6	22.6	
10	Prince, E	30:04	4	5	2	3	0	21	21:49	1.9	2.0	0.9	1.1	0.0	10.1	3.5	3.7	1.6	2.0	0.0	18.5	
17	Zahui B, A	23:15	4	2	1	4	3	21	15:56	2.0	0.4	0.4	1.3	0.5	9.1	5.0	1.0	1.0	3.3	1.3	22.8	
7	Vaughn, K	31:02	11	3	2	2	1	16	19:32	4.4	0.9	0.5	0.8	0.3	7.2	9.0	1.8	1.0	1.6	0.6	14.7	
8	Hartley, B	26:14	5	7	3	4	1	16	20:34	2.9	2.8	0.9	1.5	0.1	7.0	5.6	5.4	1.8	2.9	0.2	13.6	
1	Zellous, S	31:09	7	4	3	2	1	14	25:09	3.1	2.7	0.7	1.2	0.1	6.9	4.9	4.2	1.1	1.9	0.2	11.0	
15	Boyd, B	27:10	8	8	3	4	1	14	20:50	4.2	5.4	1.7	2.3	0.2	6.6	8.1	10.4	3.3	4.4	0.4	12.7	
14	Rodgers, S	25:57	5	5	2	4	2	10	16:55	2.5	1.8	0.5	0.9	0.2	4.8	5.9	4.3	1.2	2.1	0.5	11.3	
5	Nurse, K	21:44	3	4	2	2	1	13	15:09	1.4	1.2	0.5	0.5	0.1	4.4	3.7	3.2	1.3	1.3	0.3	11.6	
0	Coleman, M	18:25	1	1	0	0	1	5	14:39	1.0	0.5	0.0	0.0	0.5	2.5	2.7	1.4	0.0	0.0	1.4	6.8	
41	Stokes, K	17:08	6	2	2	3	1	4	11:20	3.8	0.2	0.4	0.6	0.1	1.8	13.4	0.7	1.4	2.1	0.4	6.3	
9	Allen, R	05:46	2	0	1	1	0	5	03:19	0.8	0.0	0.2	0.3	0.0	1.2	10.0	0.0	2.0	4.0	0.0	14.1	

## LEAGUE RANKINGS

	STAT	RANK
Points Per Game	77.5	10
Opponent Points Per Game	83.5	4
FG Percentage	.423	10
Opponent FG Percentage	.442	5
Free Throw Percentage	.765	10
3FG Percentage	.322	9
Opponent 3FG Percentage	.353	5
Offensive Rebounds Per Game	8.9	6
Defensive Rebounds Per Game	24.3	9
Rebounds Per Game	33.0	8
Assists Per Game	19.5	6
Steals Per Game	7.1	5
Turnovers Per Game	13.9	7
Blocks Per Game	2.6	12

## INDIVIDUAL LEAGUE LEADERS

TINA CHARLES	STAT	RANK
Scoring Average	20.1	4
Offensive Rebounds Per Game	2.3	6
Defensive Rebounds Per Game	4.9	14
Rebounds Per Game	7.2	10
Minutes Per Game	33.3	2
Blocks Per Game	0.65	17
BRIA HARTLEY	STAT	RANK
Assists Per Game	3.6	17
BRITTANY BOYD	STAT	RANK
Assists Per Game	4.7	5
Steals Per Game	1.25	13

## 2018 WNBA STANDINGS

LEAGUE OVERALL	W	L	PCT	GB	CONF	HOME	ROAD	L-10	STREAK
#1 Seattle Storm	15	6	0.714	-	6-5	9-4	6-2	7-3	L 1
#2 Phoenix Mercury	14	7	0.667	1	6-4	5-3	9-4	6-4	L 2
#3 Minnesota Lynx	12	8	0.600	2.5	7-3	6-3	6-5	8-2	W 1
#4 Washington Mystics	12	8	0.600	2.5	8-2	7-5	5-3	6-4	L 2
#5 Dallas Wings	12	8	0.600	2.5	6-7	7-3	5-5	7-3	W 5
#6 Los Angeles Sparks	13	9	0.591	2.5	6-6	8-4	5-5	4-6	L 1
#7 Atlanta Dream	10	9	0.526	4	6-3	5-3	5-6	5-5	W 2
#8 Connecticut Sun	10	10	0.500	4.5	6-5	5-2	5-8	3-7	L 3
#9 Las Vegas Aces	9	12	0.429	6	2-8	5-5	4-7	6-4	W 3
#10 Chicago Sky	7	13	0.350	7.5	4-5	5-6	2-7	4-6	L 1
#11 New York Liberty	6	14	0.300	8.5	5-5	3-8	3-6	2-8	W 1
#12 Indiana Fever	2	18	0.100	12.5	1-10	1-10	1-8	2-8	L 2

## LIBERTY 2018 SEASON HEADLINES

- New York finished with the best record in the WNBA Eastern Conference for the 3rd-straight season, going 22-12 overall, earning the No. 3 seed in the WNBA Playoffs.
- The Liberty posted three consecutive seasons with at least 20 victories.
- New York lost to Washington in the 2nd Round of the WNBA Playoffs, falling in a single-elimination game at The Garden 82-68.
- Tina Charles finished the season ranked 3rd in the WNBA in scoring, 4th in rebounding, and 6th in minutes (32.2 mpg). She was named 1st Team All-WNBA for a 3rd-straight season and named 1st Team WNBA All-Defensive for the 1st time in her career. Charles was named 1st Team All-WNBA for a 2nd-straight season, becoming the 1st Liberty player to earn the accolade in back-to-back seasons.
- Katie Smith became the 7th head coach in franchise history this year. Smith retired following the 2013 season in New York, and spent the last four years as an assistant coach with the Liberty, having been promoted to Associate Head Coach prior to the 2016 season.

## KEY MATCHUP

When two of the top-five facilitators in the WNBA face off, the matchup is sure to have an impact on which team comes out on top. In two head-to-head battles this season, Brittany Boyd and Courtney Vandersloot have been standout performers. Boyd has stuffed the stat sheet with 12.0 points, 5.5 assists, 3.5 rebounds and 2.5 steals a game, while Vandersloot has averaged 17.0 points, 8.0 assists and 5.0 rebounds per contest (as of 7/12).

## LAST MEETING

On July 1, 2018, a Tina Charles putback with 16 seconds left in overtime gave the Liberty the lead for good as they escaped with a 97-94 victory over the Sky in Chicago.

The Sky used an 8-0 run to take the lead with 34 seconds left, but Charles made sure the Liberty captured their second overtime win of the season. She led New York with 28 points.

Four other Liberty players joined Charles in double figures. Allie Quigley paced the Sky with 28 points.

## KEY STAT

All three contests between New York and Chicago this season have been settled by four points or less. In the last matchup, the Liberty secured their second overtime victory of the season.

## DOWN TO THE WIRE

The Liberty and Sky certainly have a penchant for drama when they face off; all three contests between the two teams this season have been settled by four points or less. In the last matchup between the two teams, the Liberty secured their second overtime victory of the

## LIBERTY FACTS & FIGURES - KEY NUMBERS

<b>9</b> New York has netted nine threes as a team three times this season going 1-2 (Chicago (5/20), Dallas (5/29) and Phoenix (6/5)).	<b>15</b> The 15-point loss to Las Vegas marked the first time the team faced a double-digit setback.
<b>34</b> The Liberty have had two players-Tina Charles vs. Dallas (5/29) and Kia Nurse at Indiana (6/2)-finish with 34 points and are 2-0 when they do.	<b>11</b> Brittany Boyd became the first player in WNBA history to reach 11 assists in under 20 minutes of play.
<b>6</b> Bria Hartley has finished with six assists three times this season.	<b>1000</b> Bria Hartley reached 1,000 career points vs. Seattle (7/3).
<b>5</b> Sugar Rodgers' five triples against Indiana (6/10) marked the most makes by a Liberty player this season.	

season.

### THE PRESSURE IS ON

The Liberty are coming off one of their best defensive performances of the season in their victory over the Sun. Connecticut's 76 points were the fewest by an opponent since Atlanta scored 72 (6/19), and the Liberty's five blocks were one short of their season-high. New York will need to maintain the defensive intensity against Chicago, who is averaging 92.3 points per game against them this season.

### CAN'T WIN ONE WITHOUT ONE

After a 14-point performance against the Sun that featured the game-winning three at the buzzer, the Liberty are now 6-2 when Shavonte Zellous scores in double figures. The guard registered 12 points in New York's victory over Chicago this season but finished with a combined four points in the two defeats.

### THE SKY'S THE LIMIT

Ranking fourth in the league in scoring, Tina Charles rarely has an off night, but the forward has played especially well against the Sky this season. In the three matchups, Charles has averaged 23.7 points in 32.3 minutes per game, shooting 81.3 percent from the charity stripe and hitting a three in each contest.

### AT HER BEST

Kia Vaughn missed the season's first matchup against the Sky fulfilling her obligations overseas, but she has made her presence known in her two appearances since. Against Chicago this season, the veteran is averaging 10.5 points and 7.5 rebounds per game. In the most recent matchup, she notched her first double-double of the season while holding the Sky's starting center, Stefanie Dolson, to a 4-of-13 shooting performance.

### NEW YORK AT CONNECTICUT RECAP (7/11)

*ZELLOUS AND LIBERTY STUN SUN AT THE BUZZER, 79-76*

A Shavonte Zellous three at the buzzer avenges earlier season loss; snaps skid

Uncasville, CT – July 11, 2018 – After falling at the buzzer against the Connecticut Sun earlier this season, the New York Liberty used a crucial defensive stop and a Shavonte Zellous triple with time expiring to secure a 79-76 victory at Mohegan Sun Arena on Wednesday afternoon.

The Liberty (6-14) trailed by three with under 30 seconds to play before Epiphanny Prince tied the game at 76-up with a three from the left corner. The Sun's (10-10) Jasmine Thomas tried a three-pointer with four seconds remaining which was left off the mark and a Brittany Boyd rebound gave light to another offensive possession for the visitors.

Out of an inbounds play, Prince passed up her look and dished the rock to Zellous parked by the left wing. Zellous drained the heave using glass for the late-game redemption.

"Good, not because of the game-winner," Zellous remarked about the contest. "It's good because we got an actual win. We've had some adversity this season, so to come here against a very good Connecticut team and get the win, it's a plus for us."

Tina Charles led the Liberty with 19 points and 11 rebounds, notching her fifth double-double of the season. Boyd stuffed the stat sheet as well, contributing five points, eight rebounds and eight assists. The rebound total marked a season-high, and it was her third game this season with at least eight helpers.

Prince added 15 points to the Liberty cause, her third straight game in double figures. Zellous also finished in double figures with 14 points, none more important than her final three. The Liberty are now 6-2 when Zellous scores at least 10 points.

The Liberty defense was instrumental in the victory; the Sun's 76 points were the fewest by an opponent since the Dream scored 72 (6/19). Additionally, New York's five blocks in the contest were one short of their season-high. Amanda Zahui B. raised for three rejections off the bench.

"I just think we were locked in, we were moving a little bit." Head coach Katie Smith commented on her team's production. "We still gave up a little bit on our help side, we need to be over a little quicker. I thought we were covering for each other. I thought guards were coming in for rebounds – their bigs are active – so our bigs have a handful trying to box them out. I thought our guards really got in there and rounded up some rebounds that we needed. I just thought as a whole, it was just a really good team effort."

The two matchups between New York and Connecticut have been settled by a combined five points, as both have come down to the final buzzer. The contest was the third Liberty game this season decided by a buzzer-beater, and the first in which they emerged victorious.

The win snapped a three-game Liberty losing streak.

### NEW YORK LIBERTY TO HOST UNITY WEEKEND FROM JULY 13-15

First-ever three-day social platform will focus on Westchester County Community and culminate with pregame panel at Westchester County Center on Sunday, July 15

### NEW YORK LIBERTY FRANCHISE ALL TIME LEADERS

#### POINTS SCORED

1.	Vickie Johnson	3,246
2.	Cappie Pondexter	2,970
3.	<b>Tina Charles</b>	<b>2,930</b>
4.	Becky Hammon	2,367
5.	Crystal Robinson	2,301
6.	Shameka Christon	2,295
7.	Tari Phillips	1,826
8.	Essence Carson	1,790
9.	Janel McCarville	1,448
10.	Tamika Whitmore	1,394

#### SCORING AVERAGE (AS OF LAST SEASON)

1.	<b>Tina Charles</b>	<b>18.9</b>
2.	Cappie Pondexter	17.9
3.	Tari Phillips	12.9
4.	Sophia Witherspoon	12.1
5.	Shameka Christon	11.6
6.	Vickie Johnson	11.5
7.	Janel McCarville	11.3
8.	Ann Wauters	11.3
9.	Crystal Robinson	10.7
10.	Plenette Pierson	10.6

#### REBOUNDS

1.	<b>Tina Charles</b>	<b>1,375</b>
2.	Tari Phillips	1,077
3.	Vickie Johnson	1,053
4.	Sue Wicks	788
5.	Teresa Weatherspoon	750
6.	<b>Kia Vaughn</b>	<b>720</b>
7.	Cathrine Kraayeveld	703
8.	Janel McCarville	695
9.	<b>Kiah Stokes</b>	<b>694</b>
10.	Shameka Christon	679

#### BLOCKED SHOTS

1.	Sue Wicks	155
2.	<b>Kiah Stokes</b>	<b>150</b>
3.	Elena Baranova	147
4.	Shameka Christon	133
5.	<b>Tina Charles</b>	<b>115</b>
6.	Janel McCarville	113
7.	Tamika Whitmore	98
8.	Plenette Pierson	85
9.	Rebecca Lobo	84
10.	Essence Carson	83

#### 3PT FIELD GOALS MADE

1.	Crystal Robinson	400
2.	Becky Hammon	331
3.	Shameka Christon	288
4.	Cappie Pondexter	236
5.	Leilani Mitchell	233
6.	<b>Sugar Rodgers</b>	<b>232</b>
7.	Vickie Johnson	221
8.	Cathrine Kraayeveld	215
9.	Nicole Powell	167
10.	Loree Moore	140

#### TIMES LED THE LIBERTY IN

	PTS	REB	AST	STL	BLK	MIN	10+ PTS	15+ PTS	20+ PTS	30+ PTS	5+ REB	10+ REB	5+ AST	10+ AST	3+ STL	3+ BLK	DBL-DBL
Sugar Rodgers	1	1	1	2	1		1	1			1				1		
Marissa Coleman		1	1	3			2				2						
Tina Charles	15	11	4	3	5	17	18	14	8	1	12	3	1				5
Bria Hartley	1	1	6	6	1	1	4	2					4				
Shavonte Zellous		1	4	2	1		8	2			2		2				
Kia Nurse	1		2	3	2	2	6	2	1	1	1						
Amanda Zahui B.	2	2		2	4		4	1	1		2						
Mercedes Russell				1	1												
Rebecca Allen					3												
Brittany Boyd		1	10	7	1		1				2		4	1			
Epiphanny Prince	1			2			5	2	2								
Kiah Stokes		2		1	3						3	1					
Kia Vaughn		2		5	1		2	1			3	1					1



## NEW YORK'S RECORD WHEN...

Overall.....	6-14
At home .....	3-8
On the road .....	3-6
Against Eastern Conference.....	5-5
Against Western Conference.....	1-9
After a win .....	1-2
After a loss .....	5-11
In overtime .....	2-0
Games decided by 1-3 points .....	3-2
Games decided by 4-5 points .....	1-2
Games decided by 6-10 points .....	2-4
Games decided by 11-20 points .....	0-5
Games decided by 20+ points.....	0-1
Scoring 70+ points .....	6-10
Scoring under 70 points .....	0-4
Opponent scores 70+ points.....	6-14
Opponent scores under 70 points .....	0-0
Shooting under 44 percent.....	3-10
Shooting 44-49 percent .....	2-2
Shooting 50-54 percent .....	1-2
Shooting 55-59 percent .....	0-0
Shooting 60 percent or higher.....	0-0
Outrebound opponent .....	2-3
Opponent outrebounds New York .....	4-10
Rebounds are even.....	1-0
Creates more turnovers .....	4-5
Opponent creates more turnovers .....	2-8
Turnovers are even .....	0-1
Scores more points off turnovers.....	3-8
Opponent scores more points off turnovers.....	3-6
Points off turnovers is even .....	0-0
Scores more points in the paint .....	4-6
Opponent scores more points in the paint.....	2-7
Points in the paint is even .....	0-1
Scores more 2nd chance points .....	3-5
Opponent scores more 2nd chance points.....	3-9
2nd chance points are even.....	0-0
Scores more fast break points.....	2-6
Opponent scores more fast break points .....	1-8
Fast break points are even .....	1-0
Scores more bench points .....	5-9
Opponent scores more bench points .....	1-5
Bench points are even .....	0-0
On Monday.....	0-0
On Tuesday .....	2-3
On Wednesday .....	1-1
On Thursday .....	0-3
On Friday.....	0-3
On Saturday .....	1-0
On Sunday.....	2-4

## AP WNBA PRESEASON POLL

Rank	Team
1.	Minnesota (9)
2.	Los Angeles (5)
3.	Connecticut
4.	Phoenix
5.	New York
6.	Dallas
7.	Seattle
8.	Washington
9.	Atlanta
10.	Chicago
11.	Las Vegas
12.	Indiana

NEW YORK, NY – July 10, 2018 – The New York Liberty will host its first-ever Unity Weekend from July 13-15, highlighted by a panel discussion on Sunday, July 15 at Westchester County Center prior to its game against the Chicago Sky. The panel will feature former NBA player, activist and author Etan Thomas, CBS Sports personality Dana Jacobson, Columbia University Professor of Race & Racism Zerandrian Morris and former NBA player and Boys & Girls Club of Mt. Vernon Executive Director Lowes Moore and focus on themes such as how to leverage an ally identity to improve race relations, and how sports can assist in uniting our communities.

For the Liberty, using sports as a platform to impact and unite communities is a fundamental component of its identity. Last year, New York was the 2017 recipient of the Inaugural Season Long WNBA Community Assist Award recognizing broad social efforts, including its inaugural Unity Day game which addressed societal issues such as racial injustice, police brutality and gun violence. This season, from July 13-15, the organization continues to champion unity and equality with an emphasis on the Westchester County community, while further amplifying the voices of the players through several community outreach initiatives.

"As an organization that's been rooted in cultivating change, the Liberty strive in that principle providing various opportunities to unite with the community and raise awareness efforts," Liberty Chief Operating Officer Daakeia Clarke explained. "Unity allows us not to achieve by ourselves, but with those who are also dedicated to reform."

## CHARLES NAMED WINNER OF 2018 MANNIE JACKSON - BASKETBALL'S HUMAN SPIRIT AWARD

Charles recognized by Naismith Memorial Basketball Hall of Fame for humanitarian efforts

LAS VEGAS, NV – July 11, 2018 – The Naismith Memorial Basketball Hall of Fame announced from NBA Summer League in Las Vegas the winners of the 2018 Mannie Jackson - Basketball's Human Spirit Award, Wednesday evening. Among this year's esteemed class is five-time WNBA All-Star, education and heart health activist Tina Charles-recognized for her admirable humanitarian efforts off the hardwood.

Puerto Rico native, disaster relief advocate and NBA Champion J.J. Barea and 14-year NBA veteran and global education and leadership supporter Boris Diaw were also recognized.

"The Mannie Jackson Award is an esteemed honor awarded only to those with the highest level of dedication to making a positive impact in the lives of others," said John L. Doleva, President and CEO of the Naismith Memorial Basketball Hall of Fame. "The Basketball Hall of Fame is proud to recognize J.J. Barea, Tina Charles and Boris Diaw for the impact they have had on the national and global level. Our game spans the earth and so does the generosity and commitment of these three outstanding leaders."

Tina Charles has poured her heart and soul into the game of basketball, beginning with her time at UConn and now as a star in the WNBA with the New York Liberty. Charles' passion extends beyond the court as she has made it her personal mission to help those in need.

Hopey's Heart Foundation was established in 2013 to provide health education, CPR training and lifesaving AEDs in schools, communities and recreational centers. Charles gleams her inspiration from her Aunt Hopey, who died of multiple organ failure in 2013. Hopey's Heart Foundation has placed 330 AEDs to date, with a goal of purchasing and donating 100 AEDs every year. Charles donated half her WNBA salary in 2014 and again in 2015 towards this cause. In addition, Charles' commitment to education can be felt across the globe. Charles has helped fund the construction of a school in Western Africa, as well as funding three four-year secondary school scholarships for girls in Africa through Connect To Learn, a global initiative dedicated to helping educate children in impoverished areas.

Established in 2007, the Mannie Jackson - Basketball's Human Spirit Award honors individuals who have found the game of basketball to be a contributing aspect of their personal growth and accomplishment, a place to develop an understanding of others and an avenue that has helped shape his or her growth into a recognized visionary leader. Winners must reflect the values of Mannie Jackson's life-long mission to overcome obstacles and challenge the status quo, while taking responsibility for his or her actions and seeking the highest standard of excellence.

"A Hall of Fame should recognize great athletes, but also the great people who are in athletics and are doing extraordinary things for their communities," said Mannie Jackson, the Award's namesake. "I am proud to report the Naismith Memorial Basketball Hall of Fame Leadership continues doing an extraordinary job of identifying the 'greats' in the basketball community who do positive things for Humankind."

The winners will be formally recognized on Thursday, September 6 at the Reunion Dinner at the Hall of Fame during Enshrinement Weekend.

## NEW YORK VS. DALLAS RECAP (7/8)

NEW YORK HANDLED BY DALLAS, 97-87

Three Liberty players reach double figures, led by Tina Charles' 26

White Plains, NY – July 8, 2018 – The visiting Dallas Wings never trailed as they bested the New York Liberty, 97-87, at the Westchester County Center on Sunday afternoon.

The Liberty (5-14) overcame a 14-point second half deficit in the last matchup between the two teams, but there was no such comeback in this one. A Tina Charles basket brought New York within 11 with just over nine minutes to play, but the Wings' (10-8) lead ballooned back to 20 by the five-minute mark.

Head coach Katie Smith commented on what she needs from the team moving forward. "I think there's a lot of basketball to be played. The effort has to come from within, each individual person, myself included and we need to put it all out there. If we come locked in both mentally and physically, I think we can feel good about ourselves."

Charles got off to a strong start for the Liberty, scoring 12 points in the first quarter and 17 in the half. She finished the contest with 26 points and nine rebounds, her ninth game this season clearing the 20-point benchmark.

Amanda Zahui B and Epiphanny Prince joined Charles in double figures, notching 12 and 11 points, respectively. In total, 10 Liberty players entered the scoring column, and the bench contributed 39 points.

The Wings' 97-point output was the second highest of the season by a Liberty opponent, trailing just the 103 scored by the Sky (6/29). They made their living at the charity stripe, hitting 26 of their 32 attempts, while New York left nine points at the line, making 19 of 28.

Despite the loss, point guard Bria Hartley remained optimistic. "Everything we do, we have to do hard. These games are really tough, so we have to find a way to come together and get a win. Once we figure it out, I think we'll be a tough team to beat."

The loss was the Liberty's eighth in the past nine games, and they are just 1-9 against Western Conference foes this season. They stay in the tri-state when they face the Connecticut Sun on the road on Wednesday. The matinee matchup is set to begin at 11:30 a.m. (ET) at the Mohegan Sun Arena.

**POSTGAME QUOTES (7/11)**

Shavonte Zellous on how she felt getting the win after hitting the game-winner...

"Good, not because of the game-winner, it's good because we got an actual win. We've had some adversity this season, so to come here against a very good Connecticut team and get the win, it's a plus for us."

Tina Charles on the win...

"It feels really good. It's something that we need. We've been losing a bunch of games, so to get a win is definitely a great momentum boost."

Charles on the message during the huddle with 3:45 to go in the game...

"Just to stay together. There was three minutes left, that's a lot of time and plenty of ball game left. We just stayed composed. While I've been playing for this organization, there have been situations where we were in the same thing, and we were able to come back and overcome it or at least go into overtime. I think everybody was very collective and together right there."

**COACH'S CORNER**

*7/11 Postgame Quotes*

Head coach Katie Smith on Shavonte Zellous' impact and effort...

"I hate to say it, but it's somewhat expected. When she doesn't do it, that's when we're like, 'Come on Z [Shavonte Zellous]!'. This is the Zellous that we need and we know can do both ends. She is one of our best basketball IQs and one of our best players. This has to be a consistent factor. Whether it's an attack mentality and on the other end we're locking down the defensive end. I'm happy for her again today, but we need this every single game and she is one that I one hundred percent think can do that, and she needs to do that."

Smith on holding Connecticut in the third quarter...

"Yeah, I just think we were locked in, we were moving a little bit. We still gave up a little bit on our help side, we need to be over a little quicker. I thought we were covering for each other. I thought guards were coming in for rebounds - their bigs are active - so our bigs have a handful trying to box them out. I thought our guards really got in there and rounded up some rebounds that we needed. I just thought as a whole, it was just a really good team effort."

**HOME/AWAY SPLITS**

HOME/ROAD SPLITS		
HOME	STAT	AWAY
3-8	RECORD	3-6
78.5	PPG	76.2
83.6	OPP PPG	83.3
.431	FG%	.413
.445	OPP FG%	.438
.335	3PT%	.305
.343	OPP 3PT%	.366
.723	FT%	.809
40.0	RPG	41.3
19.8	APG	19.1
7.0	SPG	7.2
12.9	TO	15.2
2.2	BLK	3.1

RECORD					TEAM WINNING & LOSING STREAKS:				
Overall	6-14	HOME	ROAD	OT	OVERALL	HOME	ROAD		
EASTERN	5-5	2-2	3-3	2-0	Win - 1	Loss - 4	Win - 1		
WESTERN	1-9	1-6	0-3	0-0	Long: Win - 2	Win - 1	Win - 1		
					Loss - 5	Loss - 4	Loss - 4		
					Last: Win - 7/11 @ CT 79-76	Win - 6/19 - vs. ATL 79-72	Win - 7/11 @ CT 79-76		
					Loss - 7/8 vs. DAL 97-87	Loss - 7/8 vs. DAL 97-87	Loss - 7/5 @ WAS 86-67		

WON	LOST	OFFENSE	VsOPP	HOME ATTENDANCE	At Start Of:	OVERALL	HOME	ROAD	FG%	OVERALL	HOME	ROAD	
May	1	2	70+	6-9	Games: 10	2nd Ahead:	3-5	1-4	2-1	-44%	3-10	1-6	2-4
June	3	9	70<	0-5	Total: 20,639	Behind:	3-7	2-4	1-3	45-49%	2-2	1-1	1-1
July	2	3	DEFENSE		Average: 2,264	Tied:	0-2	0-0	0-2	50-54%	1-2	1-1	0-1
Aug.	0	0	70+	6-14	High: 7,215	3rd Ahead:	3-3	2-2	1-1	55-59%	0-0	0-0	0-0
Sep.	0	0	70<	0-0		Behind:	3-11	1-6	2-5	+60%	0-0	0-0	0-0
						Tied:	0-0	0-0	0-0				
						4th Ahead:	3-2	2-2	1-0				
						Behind:	3-12	1-6	2-6				
						Tied:	0-0	0-0	0-0				

Largest margin victory .....	7 vs. ATL 6/19 .....
Smallest margin victory .....	3 vs. IND 6/10 .....
.....	3 @ CHI 7/1 .....
.....	3 @ CON 7/11 .....
Largest margin of defeat .....	26 @ LA 6/24 .....
Smallest margin of defeat .....	2 vs. CON 6/7 .....
Largest lead .....	20 @ IND 6/2 .....
Largest lead blown (loss) .....	15 vs. CON 6/7 .....
Largest deficit .....	31 @ LA 6/24 .....
Largest deficit overcome for win .....	17 vs. DAL 5/29 .....

Largest rebounding margin .....	18 @ PHO 6/5 .....
Opp. largest rebounding margin .....	13 @ CHI 5/20 .....
.....	13 @ MIN 6/13 .....
Largest points in the paint margin .....	20 vs. ATL 6/19 .....
Opp. largest point in the paint margin .....	20 @ MIN 6/16 .....
Largest second chance points margin .....	14 vs. MIN 5/25 .....
.....	14 vs. CON 6/7 .....
Opp. largest second chance points margin .....	16 @ MIN 6/16 .....

## 2018 NEW YORK LIBERTY STARTING LINEUP COMBINATIONS

GAME	GUARD	GUARD	GUARD/FORWARD	FORWARD	CENTER	RECORD
5/20 @ CHI	HARTLEY	RODGERS	ZELLOUS	COLEMAN	CHARLES	0-1
5/25 vs. MIN	HARTLEY	ZELLOUS	COLEMAN	CHARLES	STOKES	0-1
5/29 vs. DAL	HARTLEY	ZELLOUS	COLEMAN	CHARLES	STOKES	1-1
6/2 @ IND	HARTLEY	ZELLOUS	COLEMAN	CHARLES	STOKES	2-1
6/5 vs. PHO	HARTLEY	ZELLOUS	COLEMAN	CHARLES	VAUGHN	0-1
6/7 vs. CON	HARTLEY	ZELLOUS	COLEMAN	CHARLES	VAUGHN	0-2
6/10 vs. IND	HARTLEY	ZELLOUS	COLEMAN	CHARLES	VAUGHN	1-2
6/13 vs. LV	HARTLEY	ZELLOUS	COLEMAN	CHARLES	VAUGHN	1-3
6/16 @ MIN	HARTLEY	ZELLOUS	COLEMAN	CHARLES	VAUGHN	1-4
6/19 vs. ATL	HARTLEY	ZELLOUS	COLEMAN	CHARLES	VAUGHN	2-4
6/22 @ LV	HARTLEY	RODGERS	COLEMAN	CHARLES	VAUGHN	0-1
6/24 @ LA	HARTLEY	PRINCE	ZELLOUS	CHARLES	VAUGHN	0-1
6/26 vs. PHO	HARTLEY	PRINCE	ZELLOUS	CHARLES	VAUGHN	0-2
6/28 @ WAS	HARTLEY	PRINCE	ZELLOUS	CHARLES	VAUGHN	0-3
6/29 vs. CHI	HARTLEY	PRINCE	ZELLOUS	CHARLES	VAUGHN	0-4
7/1 @ CHI	HARTLEY	PRINCE	ZELLOUS	CHARLES	VAUGHN	1-4
7/3 vs. SEA	HARTLEY	PRINCE	ZELLOUS	CHARLES	VAUGHN	1-5
7/5 @ WAS	HARTLEY	PRINCE	ZELLOUS	CHARLES	VAUGHN	1-6
7/8 vs. DAL	HARTLEY	PRINCE	ZELLOUS	CHARLES	VAUGHN	1-7
7/11 @ CON	HARTLEY	PRINCE	ZELLOUS	CHARLES	VAUGHN	2-7

### LIBERTY TEAM HIGHS

POINTS	99	vs. Chicago (6/29)
FIELD GOALS MADE	39	vs. Chicago (6/29)
FIELD GOALS ATTEMPTED	80	@ Las Vegas 6//22
3-POINT FG MADE	13	vs. Indiana (6/10)
3-POINT FG ATTEMPTED	28	vs. Phoenix (6/5)
FREE THROWS MADE	30	@ Indiana (6/2)
FREE THROWS ATTEMPTED	37	@ Chicago (7/1)
OFFENSIVE REBOUNDS	19	vs. Phoenix (6/5)
DEFENSIVE REBOUNDS	34	@ Indiana (6/2)
TOTAL REBOUNDS	46	@ Indiana (6/2)
ASSISTS	25	vs. Connecticut 6/7
STEALS	12	vs. Atlanta (6/19)
BLOCKED SHOTS	6	@ Las Vegas 6//22
TURNOVERS	20	@ Indiana (6/2)

### LIBERTY TEAM LOWS

POINTS	54	@ Los Angeles (6/24)
FIELD GOALS MADE	23	@ Los Angeles (6/24)
FIELD GOALS ATTEMPTED	23	@ Washington (7/5)
3-POINT FG MADE	3	vs. Indiana (6/10)
3-POINT FG ATTEMPTED	13	vs. Seattle (7/3)
FREE THROWS MADE	3	vs. Phoenix (6/5)
	3	vs. Las Vegas (6/13)
	3	@ Los Angeles (6/24)
FREE THROWS ATTEMPTED	5	vs. Phoenix (6/5)
OFFENSIVE REBOUNDS	2	@ Los Angeles (6/24)
DEFENSIVE REBOUNDS	16	vs. Dallas (7/8)
TOTAL REBOUNDS	22	vs. Indiana (6/10)
	22	@ Minnesota (6/16)
ASSISTS	11	vs. Minnesota (5/25)
STEALS	2	@ Washington (6/28)
BLOCKED SHOTS	0	vs. Phoenix (6/5)
	0	vs. Atlanta (6/19)
	0	@ Los Angeles (6/24)
TURNOVERS	6	vs. Minnesota (5/25)
	6	vs. Dallas (7/8)

### OPPONENT TEAM HIGHS

POINTS	103	vs. Chicago (6/29)
FIELD GOALS MADE	35	vs. Chicago (6/29)
FIELD GOALS ATTEMPTED	82	vs. Connecticut (6/7)
3-POINT FG MADE	14	vs. Phoenix (6/26)
3-POINT FG ATTEMPTED	31	vs. Dallas (5/29)
FREE THROWS MADE	28	@ Las Vegas 6//22
FREE THROWS ATTEMPTED	32	vs. Dallas (7/8)
OFFENSIVE REBOUNDS	16	vs. Connecticut (6/7)
DEFENSIVE REBOUNDS	36	@ Los Angeles (6/24)
TOTAL REBOUNDS	44	vs. Minnesota (5/25)
ASSISTS	27	@ Los Angeles (6/24)
	27	vs. Chicago (6/29)
STEALS	10	@ Los Angeles (6/24)
	10	@ Washington (7/5)
BLOCKED SHOTS	6	at Chicago (5/20)
	6	vs. Phoenix (6/26)
	6	@ Washington (7/5)
TURNOVERS	19	vs. Dallas (5/29)

### OPPONENT TEAM LOWS

POINTS	72	vs. Atlanta (6/19)
FIELD GOALS MADE	20	vs. Atlanta (6/19)
FIELD GOALS ATTEMPTED	54	vs. Phoenix (6/26)
3-POINT FG MADE	3	vs. Las Vegas (6/13)
3-POINT FG ATTEMPTED	10	@ Las Vegas 6//22
FREE THROWS MADE	10	@ Los Angeles (6/24)
FREE THROWS ATTEMPTED	13	vs. Seattle (7/3)
OFFENSIVE REBOUNDS	3	vs. Phoenix (6/5)
	3	@ Los Angeles (6/24)
	3	vs. Phoenix (6/26)
DEFENSIVE REBOUNDS	18	vs. Phoenix (6/5)
TOTAL REBOUNDS	27	vs. Las Vegas (6/13)
ASSISTS	10	vs. Atlanta (6/19)
STEALS	1	vs. Dallas (7/8)
BLOCKED SHOTS	0	@ Minnesota (6/16)
TURNOVERS	9	vs. Minnesota (5/25)
	9	@ Indiana (6/2)
	9	vs. Connecticut (6/7)
	9	@ Los Angeles (6/24)
	9	vs. Dallas (7/8)

### LIBERTY INDIVIDUAL HIGHS

POINTS	34	Tina Charles vs. Dallas (5/29)
	34	Kia Nurse @ Indiana (6/2)
FIELD GOALS MADE	13	Tina Charles vs. Dallas (5/29)
FIELD GOALS ATTEMPTED	25	Tina Charles vs. Phoenix (6/5)
3-POINT FG MADE	5	Sugar Rodgers vs. Indiana 6/10
3-POINT FG ATTEMPTED	9	Sugar Rodgers vs. Indiana 6/10
FREE THROWS MADE	15	Kia Nurse @ Indiana (6/2)
FREE THROWS ATTEMPTED	16	Kia Nurse @ Indiana (6/2)
OFFENSIVE REBOUNDS	7	Tina Charles @ Washington (7/5)
	7	Tina Charles vs. Dallas (7/8)
DEFENSIVE REBOUNDS	9	Kiah Stokes @ Indiana (6/2)
	9	Tina Charles @ Connecticut (7/11)
TOTAL REBOUNDS	12	Tina Charles vs. Minnesota (5/25)
	12	Kiah Stokes @ Indiana (6/2)
	12	Tina Charles @ Washington (7/5)
ASSISTS	11	Brittany Boyd vs. Atlanta (6/19)
STEALS	4	Marissa Coleman vs. Dallas (5/29)
BLOCKED SHOTS	3	Tina Charles vs. Connecticut (6/7)
	3	Tina Charles vs. Indiana (6/10)
	3	Tina Charles @ Las Vegas (6/22)
	3	Amanda Zahui B. @ Connecticut (7/11)
TURNOVERS	6	Tina Charles vs. Dallas (5/29)
	6	Tina Charles @ Las Vegas (6/22)
	6	Tina Charles @ Washington (7/5)
MINUTES	40	Kia Nurse @ Indiana (6/2)

### OPPONENT INDIVIDUAL HIGHS

POINTS	39	Angel McCoughtry vs. Atlanta (6/19)
FIELD GOALS MADE	12	Brittney Griner vs. Phoenix (6/5)
FIELD GOALS ATTEMPTED	22	Angel McCoughtry vs. Atlanta (6/19)
3-POINT FG MADE	7	Diana Taurasi vs. Phoenix (6/26)
3-POINT FG ATTEMPTED	12	Renee Montgomery vs. Atlanta (6/19)
FREE THROWS MADE	19	Angel McCoughtry vs. Atlanta (6/19)
FREE THROWS ATTEMPTED	22	Angel McCoughtry vs. Atlanta (6/19)
OFFENSIVE REBOUNDS	7	Jonquel Jones vs. Connecticut (6/7)
DEFENSIVE REBOUNDS	11	A'ja Wilson @ Las Vegas (6/22)
TOTAL REBOUNDS	16	Liz Cambage vs. Dallas (5/29)
ASSISTS	11	Chelsea Gray @ Los Angeles (6/24)
	11	Sue Bird vs. Seattle (7/3)
STEALS	4	Kayla Thornton vs. Dallas (5/29)
BLOCKED SHOTS	6	Brittney Griner vs. Phoenix (6/26)
TURNOVERS	7	Tanisha Wright @ Minnesota (6/16)
MINUTES	40	Candice Dupree @ Indiana (6/2)



# FORWARD

# #9 REBECCA ALLEN

4TH SEASON | AUSTRALIA | 6-2 | BORN NOVEMBER 6, 1992

## YEAR-BY-YEAR AVERAGES

SEASON	TEAM	G	GS	MPG	FG%	3P%	FT%	OREB	DREB	RPG	APG	SPG	BPG	TO	PF	PPG
2015	NYL	2	0	17.0	.300	.000	.000	1.0	3.5	4.5	0.0	1.5	1.0	1.5	0.5	3.0
2016	NYL	21	6	13.3	.459	.567	.867	0.6	1.1	1.7	0.5	0.4	0.5	0.6	1.7	5.7
2017	NYL	33	0	9.2	.376	.341	0.1	0.4	1.6	2.0	0.5	0.4	0.4	0.5	1.1	2.8
Career		56	6	11.0	41.1	41.0	71.4	0.5	1.5	2.0	0.5	0.4	0.4	0.6	1.3	3.9

## YEAR-BY-YEAR TOTALS

SEASON	TEAM	G	GS	MIN	FGM-A	3PM-A	FTM-A	OREB	DREB	REB	AST	STL	BLK	TO	PF	PTS
2015	NYL	2	0	34	3 - 10	0 - 4	0 - 0	2	7	9	0	3	2	3	1	6
2016	NYL	21	6	280	45 - 98	17 - 30	13 - 15	12	23	35	11	9	11	13	35	120
2017	NYL	33	0	304	38 - 101	15 - 44	2 - 6	13	54	67	17	12	13	18	35	93
Career		56	6	618	86 - 209	32 - 78	15 - 21	27	84	111	28	24	26	34	71	219

## PLAYOFF YEAR-BY-YEAR AVERAGES

SEASON	TEAM	G	GS	MPG	FG%	3P%	FT%	OREB	DREB	RPG	APG	SPG	BPG	TO	PF	PTS
2017	NYL	1	0	6.7	100	100	0.0	0.0	0.0	0.0	0.0	0.0	1.0	0.0	1.0	3.0
Career	NYL	1	0	6.7	100	100	0.0	0.0	0.0	0.0	0.0	0.0	1.0	0.0	1.0	3.0

## PLAYOFF YEAR-BY-YEAR TOTALS

SEASON	TEAM	G	GS	MPG	FG%	3P%	FT%	OREB	DREB	RPG	APG	SPG	BPG	TO	PF	PTS
2017	NYL	1	0	7	1 - 1	1 - 1	0 - 0	0	0	0	0	0	1	0	1	3
Career	NYL	1	0	7	1 - 1	1 - 1	0 - 0	0	0	0	0	0	1	0	1	3

**CAREER TRANSACTIONS:** Signed with New York Liberty as free agent on Feb. 2, 2015... Re-signed with the Liberty on June 21, 2016... Re-signed with the Liberty on Feb. 7, 2017.

## CAREER HIGHLIGHTS:

- Made her WNBA debut in the Liberty's 2015 season opener against Atlanta, scoring six points.
- Scored a career-high 19 points with four 3-pointers in a win at Washington on July 20, 2016.
- Made her first-career start at Indiana on Sept. 1, 2016.
- Shot .593 from 3-point range during the 2016 season (16-of-27)
- Five-career games scoring in double figures

**2017:** Appeared in a career-high 33 games averaging 2.8 ppg and 2.0 rpg... Missed just the season-opener due to a quad strain... Shot .341 (15-of-44) from 3-point range... Ranked 36th in the league averaging 0.4 bpg... Scored a new season-high with 9 points. Matched career-highs in both assists and steals with 2 and 3 respectively in a win over Chicago (8/27)... Posted 4 points and 3 rebounds in win over Indiana (8/8)... Had 4 points and 4 rebounds against Los Angeles (8/4)... For the third time this season, scored a season-high 8 points. Also pulled down 3 rebounds at Chicago (7/30)... Scored a season-high 8 points, including a pair of 3-pointers. Also had 4 rebounds and 2 assists against Minnesota (7/25)... Dished out a career-high 5 assists. Also scored 2 points and pulled down 2 rebounds against Minnesota (7/25)... Collected 7 points and 3 rebounds in win over Connecticut (7/19)... Posted a new season-high with 8 points, including a pair of 3-pointers. Also had 2 rebounds, 1 steal, and 1 block against Washington (7/16)... Finished with 2 points and 2 rebounds against Seattle (7/6)... Connected on a 3-pointer and had 1 rebound against Atlanta (7/2)... Grabbed 3 rebounds against Washington (6/29)... Pulled down 2 rebounds against Dallas (6/16)... Registered a 3-pointer for her 3rd-straight game and had 2 steals and 2 blocks against Connecticut (6/14)... Racked up a 3-pointer and 4 rebounds in a win against Seattle (6/11)... Scored a season-high 5 points in win over Atlanta Dream; also finished with career-high 2 blocks, and dished out 2 assists (6/7)... Netted a pair of baskets for 4 points, also had 1 block and 1 rebound against Phoenix (6/4)... Played for 3 minutes and had 1 assist and 1 rebound against Dallas (6/2)... Had 1 steal and 1 rebound in game against the Sparks (5/30)... Pulled down a career-high 9 rebounds and scored 2 points against Seattle (5/26)... Scored 3 points from deep against Phoenix, and had a season-high 3 rebounds (5/23)... Scored 3 points and had 2 rebounds and 1 steal against Minnesota (5/18).

**INTERNATIONAL:** Played for the South East Queensland Stars in the WNBL in Australia during the league's 2015-16 season... Eased back into action after recovering from knee injury... Appeared in 26 games, going on to average 11.5 points and 5.5 rebounds per game, knocking down 25 3-pointers while shooting 32.0 percent from 3-point range... Played the 2016-17 season for Good Angels Kosice in Slovakia... Helped lead Good Angels to the Slovakian League championship and the EuroCup Women quarterfinals.

**PERSONAL:** Completed her sixth season in the Women's National Basketball League, last playing for the Bulleen Melbourne Boomers... Averaging 14.0 points and 6.1 rebounds per game... Named the 2014 WNBL Defensive Player of the Year... Represented the Australian National Team at the 2014 FIBA World Championships in Turkey.



FORWARD

#9 REBECCA ALLEN

4TH SEASON | AUSTRALIA | 6-2 | BORN NOVEMBER 6, 1992

	PTS	FGM	FGA	3FGM	3FGA	FTM	FTA	OREB	DREB	REB	AST	STL	TO	BLK	MIN
SEASON	9 (2x)	3 (2x)	7	1 (4x)	3 (3x)	2 (3x)	2 (3x)	2	3	3 (3x)	1 (2x)	1 (2x)	1 (3x)	2	20
	last @ MIN	last @ MIN	vs. MIN	last vs. DAL	last @ IND	last @ MIN	last @ MIN	vs. PHO	vs. CON	last vs. CON	last vs. CON	last @ IND	last @ WAS	vs. DAL	vs. DAL
	6/16/18	6/16/18	5/25/18	7/8/18	6/2/18	6/16/18	6/16/18	6/5/18	6/7/18	6/7/18	6/7/18	6/2/18	7/5/18	5/29/18	5/29/18
CAREER	19	6 (2x)	13	4	6	3	3	3	7	9	2 (8x)	3 (3x)	4	2 (7x)	35
	@ WAS	last @ CHI	@ CHI	@ WAS	@ WAS	@ WAS	last @ CHI	@ MIN	@ SEA	@ SEA	last vs. CHI	last vs. CHI	@ CON	last vs. DAL	@ CHI
	7/20/16	9/16/16	9/16/16	7/20/16	7/20/16	7/20/16	7/20/16	6/29/16	5/26/17	5/26/17	8/27/17	8/27/17	6/14/17	5/29/18	9/16/16
PLAYOFFS	3	1	1	1	1	--	--	--	--	--	--	--	--	1	7
	vs. WAS	vs. WAS	vs. WAS	vs. WAS	vs. WAS	--	--	--	--	--	--	--	--	vs. WAS	vs. WAS
	9/10/17	9/10/17	9/10/17	9/10/17	9/10/17	--	--	--	--	--	--	--	--	9/10/17	9/10/17

2018 GAME-BY-GAME STATISTICS

PRESEASON

Opponent	Date	MIN	FGM	FGA	FG%	3PM	3PA	3P%	FTM	FTA	FT%	OR	DR	REB	AST	STL	BLK	TO	PF	PTS	+/-
vs. Dallas	5/7		NWT																		
vs. Los Angeles	5/8		NWT																		

REGULAR SEASON

at Chicago	5/20	5:49	0	2	0.000	0	1	0.000	0	0	0.000	0	0	0	0	0	1	0	1	0	-3
vs. Minnesota	5/25	17:14	3	7	0.429	1	3	0.333	2	2	1.000	0	1	1	0	1	0	1	1	9	-3
vs. Dallas	5/29	20:20	2	5	0.400	1	3	0.333	0	0	0.000	1	2	3	1	0	2	1	2	5	18
@ Indiana	6/2	16:11	0	4	0.000	0	3	0.000	2	2	1.000	0	2	2	0	1	1	0	0	2	12
vs. Phoenix	6/5	5:56	0	1	0.000	0	0	0.000	0	0	0.000	2	1	3	0	0	0	0	0	-7	
vs. Connecticut	6/7	5:11	0	1	0.000	0	1	0.000	0	0	0.000	0	3	3	1	0	1	1	2	0	0
vs. Indiana	6/10	DNP - Coach's Decision																			
vs. Las Vegas	6/13	8:54	1	4	0.250	0	1	0.000	0	0	0.000	1	1	2	0	1	0	0	1	2	5
@ Minnesota	6/16	11:53	3	4	0.750	1	2	0.500	2	2	1.000	1	1	2	0	0	1	1	1	9	7
vs. Atlanta	6/19	1:29	0	0	0.000	0	0	0.000	0	0	0.000	0	0	0	0	0	0	0	1	0	-5
@ Las Vegas	6/22	DNP - Coach's Decision																			
@ Los Angeles	6/24	5:46	1	1	1.000	0	0	0.000	0	0	0.000	0	1	1	0	1	0	1	0	2	5
vs. Phoenix	6/26	2:37	0	1	0.000	0	1	0.000	0	0	0.000	0	1	1	0	0	0	0	0	0	1
@ Washington	6/28	DNP - Coach's Decision																			
vs. Chicago	6/29	DNP - Coach's Decision																			
@ Chicago	7/1	DNP - Coach's Decision																			
vs. Seattle	7/3	3:43	0	2	0.000	0	1	0.000	0	0	0.000	0	0	0	0	0	0	0	0	0	4
@ Washington	7/5	2:28	0	1	0.000	0	1	0.000	0	0	0.000	0	1	1	0	0	0	1	0	0	-2
vs. Dallas	7/8	5:19	2	3	0.667	1	1	1.000	0	0	0.000	1	1	2	0	0	0	0	1	5	10
@ Connecticut	7/11	0:02	0	0	0.000	0	0	0.000	0	0	0.000	0	0	0	0	0	0	0	0	0	3



**GUARD**

# #15 BRITTANY BOYD

4TH SEASON | CALIFORNIA '15 | RICHMOND, CALIF. | 5-9 | BORN JUNE 11, 1993

**YEAR-BY-YEAR AVERAGES**

SEASON	TEAM	G	GS	MPG	FG%	3P%	FT%	OREB	DREB	RPG	APG	SPG	BPG	TO	PF	PPG
2015	NYL	30	4	14.3	.391	.267	.713	0.6	2.1	2.7	2.3	1.1	0.0	1.6	1.9	6.6
2016	NYL	33	9	19.7	.361	.167	.728	0.5	2.0	2.5	3.6	1.5	0.0	1.9	2.5	6.5
2017	NYL	2	2	15.8	.600	.000	.727	1.5	2.5	4.0	2.5	1.5	0.0	1.0	2.5	13.0
<b>Career</b>		<b>65</b>	<b>15</b>	<b>17.1</b>	<b>.382</b>	<b>.209</b>	<b>.720</b>	<b>0.6</b>	<b>2.1</b>	<b>2.6</b>	<b>3.0</b>	<b>1.4</b>	<b>0.0</b>	<b>1.8</b>	<b>2.2</b>	<b>6.8</b>

**YEAR-BY-YEAR TOTAL**

SEASON	TEAM	G	GS	MIN	FGM-A	3PM-A	FTM-A	OREB	DREB	REB	AST	STL	BLK	TO	PF	PTS
2015	NYL	30	4	430	59 - 151	8 - 30	72 - 101	17	64	81	70	35	2	48	58	198
2016	NYL	33	9	651	75 - 208	6 - 36	59 - 81	17	66	83	119	52	3	65	82	215
2017	NYL	2	2	32	9 - 15	0 - 1	8 - 11	3	5	8	5	3	0	2	5	26
<b>Career</b>		<b>65</b>	<b>15</b>	<b>1113</b>	<b>143 - 374</b>	<b>14 - 67</b>	<b>139 - 193</b>	<b>37</b>	<b>135</b>	<b>172</b>	<b>194</b>	<b>90</b>	<b>5</b>	<b>115</b>	<b>145</b>	<b>439</b>

**CAREER TRANSACTIONS:** Selected by the New York Liberty in the First Round of the 2015 WNBA Draft, ninth overall selection.**CAREER HIGHLIGHTS:**

- Drafted in the first round (ninth overall) by the New York Liberty in the 2015 WNBA Draft
- Named to the WNBA All-Rookie Team in 2015.
- Led all rookies in steals per game (1.1 spg) and ranked sixth amongst first-year players in scoring (6.6 ppg) as a rookie in 2015.
- Finished 4th in the WNBA averaging 1.6 steals per game and 15th with 3.6 assists per game in 2016.
- Dished out a career-high 10 assists at Dallas on Sept. 11, 2016.
- Missed all but 2 games during the 2017 season due to a torn Achilles' tendon.

**2017:** Suffered a torn left Achilles' tendon in the 4th quarter of the Liberty's game against Minnesota on May 18, had a successful repair performed at Hospital for Special Surgery (HSS) on May 22, and missed the remainder of the 2017 WNBA season... Scored 16 points, 14 of which were scored during the second half. Also had 4 rebounds, 3 assists, and 2 steals in game against the Lynx (5/18)... Scored 8 of her 10 points in the 4th quarter, also had 2 assists and 1 steal in season-opening win over San Antonio (5/13).

**2016:** Appeared in 33 games, making 9 starts... Averaged 6.5 points, 3.6 assists and 1.6 steals per game... Finished the season ranked fourth in the WNBA in steals and 15th in assists... Led the Liberty in steals and tied for second with assists... Recorded 10 games with five or more assists and 10 games with at least three steals... Had five games scoring in double figures... Set a new career-high for assists for the second-straight game as she dished out 10 dimes against Dallas (9/11)... Had a career-high 8 assists to go along with 8

**2016:** Appeared in 33 games, making 9 starts... Averaged 6.5 points, 3.6 assists and 1.6 steals per game... Finished the season ranked fourth in the WNBA in steals and 15th in assists... Led the Liberty in steals and tied for second with assists... Recorded 10 games with five or more assists and 10 games with at least three steals... Had five games scoring in double figures... Set a new career-high for assists for the second-straight game as she dished out 10 dimes against Dallas (9/11)... Had a career-high 8 assists to go along with 8 points, and 6 rebounds in New York's win over the Sun (9/9)... In her second-straight start, Boyd thrived as she scored a season-high 19 points (7-of-8 FG) and dished out 6 assists in New York's win over the Mercury (9/3)... Tallied up 11 points, 3 rebounds 3 steals, and 2 assists in New York's victory at San Antonio (8/26)... Finished with a season-high 17 points while leading the Liberty with a career-best 7 assists, also tallying 3 steals in a win at Washington (7/20)... Was electric off the bench as she finished with 8 points, 3 steals, 3 rebounds, and 2 assists in 20 minutes of action against the Sun (7/17)... Finished with 8 points and 4 rebounds off the bench in the Liberty's setback at Minnesota (7/15)... Provided excellent energy coming off the bench, finishing 3-of-5 from the floor with 6 points, a team-high 4 assists and 2 rebounds in 20 minutes against the Stars (7/10)... Was 4-of-10 from the field scoring, 8 points with 2 assists, 2 rebounds, and 2 steals off the bench against the Sparks (7/3)... Snagged a team-high 3 steals, scoring 4 points in 14 minutes in a road win at Phoenix (7/1)... In 19 minutes of action she scored 8 points, dished out 3 assists and grabbed 2 boards in New York's OT win at Minnesota (6/29)... Was an efficient 4-for-6 from the field in 15 minutes, finishing with 8 points, 2 rebounds, 2 assists, and 2 steals in New York's overtime loss to Phoenix (6/26)... Dished out 3 assists in 11 minutes in New York's win over Chicago, and led the team with a +8 rating on the court (6/24)... Had 4 points, 4 rebounds, and 4 assists in the team's 80-72 victory over Connecticut (6/16)... Provided a spark off the bench, playing 12 minutes with 5 points, 4 assists, and a team-high 3 steals in a win over Dallas (6/14)... Was a perfect 5-for-5 from the field, scoring 10 points in the Liberty's win against the Storm (6/5)... Scored 7 points and had 5 assists in New York's 91-59 win over Indiana (6/3)... Had 9 points, 3 rebounds and 3 assists in New York's contest vs. Minnesota (5/31)... Scored 9 points in 16 minutes of action against the Sparks (5/21)... Started the season opener at Washington, finishing with 7 points and 4 assists (5/14).

**PERSONAL:** Grew up in Richmond, California and attended Berkeley High School... Was the No. 38 overall prospect and No. 8 point guard according to ESPN HoopGurlz... was invited to the USA



GUARD

# #15 BRITTANY BOYD

4TH SEASON | CALIFORNIA '15 | RICHMOND, CALIF. | 5-9 | BORN JUNE 11, 1993

	PTS	FGM	FGA	3FGM	3FGA	FTM	FTA	OREB	DREB	REB	AST	STL	TO	BLK	MIN
SEASON	14	4 (2x)	9	1 (4x)	2 (4x)	6	6 (2x)	1 (4x)	7	8	11	3 (2x)	4 (2x)	1 (2x)	27
	@ CHI	last @ CHI	vs. SEA	last @ CON	last @ CON	vs. DAL	last vs. DAL	last @ CON	@ CON	@ CON	vs. ATL	last vs. CHI	last @ WAS	last @ CHI	vs. CHI
	7/1/18	7/1/18	7/3/18	7/11/18	7/11/18	7/8/18	7/8/18	7/11/18	7/11/18	7/11/18	6/19/18	6/29/18	7/5/18	7/1/18	6/29/18
CAREER	22	7	13	2 (2x)	5	8	11	3 (2x)	7	8 (2x)	11	4 (2x)	6	2	35
	vs. TUL	vs. PHO	@ CHI	last @ WAS	vs. TUL	vs. TUL	@ IND	last @ IND	@ CON	last @ CON	vs. ATL	last @ SAS	@ ATL	@ ATL	@ DAL
	8/15/15	9/03/16	9/16/16	7/20/16	8/15/15	8/15/15	8/23/15	9/01/15	7/11/18	7/11/18	6/19/18	8/19/15	6/21/15	6/21/15	9/11/16
PLAYOFFS	2	1	4		1				2	2	2	1	2		12
	vs PHO	vs. PHO	vs. PHO	--	vs. PHO	--	--	--	vs. PHO	vs. PHO	vs. PHO	vs. PHO	vs. PHO	--	vs. PHO
	9/24/16	9/24/16	9/24/16		9/24/16				9/24/16	9/24/16	9/24/16	9/24/16	9/24/16		9/24/16

## 2018 GAME-BY-GAME STATISTICS

### PRESEASON

Opponent	Date	MIN	FGM	FGA	FG%	3PM	3PA	3P%	FTM	FTA	FT%	OR	DR	REB	AST	STL	BLK	TO	PF	PTS	+/-
vs. Dallas	5/7	DND-Injured Left Achilles Tendon																			
vs. Los Angeles	5/8	DND-Injured Left Achilles Tendon																			

### REGULAR SEASON

at Chicago	5/20	DND-Injured Left Achilles Tendon																			
vs. Minnesota	5/25	DND-Injured Left Achilles Tendon																			
vs. Dallas	5/29	DND-Injured Left Achilles Tendon																			
@ Indiana	6/2	DND-Injured Left Achilles Tendon																			
vs. Phoenix	6/5	4:02	1	3	0.333	0	0	0.000	0	0	0.000	1	0	1	0	0	0	1	0	2	-5
vs. Connecticut	6/7	11:17	0	3	0.000	0	1	0.000	3	4	0.750	0	3	3	1	0	0	1	2	3	-3
vs. Indiana	6/10	12:21	1	2	0.500	1	1	1.000	0	0	0.000	0	0	0	3	0	0	0	2	3	13
vs. Las Vegas	6/13	16:16	1	2	0.500	0	0	0.000	0	1	0.000	0	2	2	3	0	0	2	1	2	3
@ Minnesota	6/16	17:14	3	5	0.600	1	2	0.500	0	0	0.000	0	2	2	3	1	0	1	1	7	-12
vs. Atlanta	6/19	16:10	0	4	0.000	0	0	0.000	0	0	0.000	0	3	3	11	2	0	1	3	0	8
@ Las Vegas	6/22	16:28	1	7	0.143	0	2	0.000	4	4	1.000	0	2	2	5	3	1	1	2	6	-2
@ Los Angeles	6/24	22:37	3	8	0.375	0	0	0.000	1	4	0.250	0	6	6	8	1	0	2	4	7	3
vs. Phoenix	6/26	16:07	2	7	0.286	0	1	0.000	0	0	0.000	0	4	4	7	0	0	4	1	4	-9
@ Washington	6/28	11:41	1	2	0.500	0	0	0.000	0	0	0.000	0	5	5	4	0	0	3	4	2	0
vs. Chicago	6/29	27:10	4	7	0.571	0	0	0.000	2	2	1.000	1	2	3	6	3	0	0	3	10	-9
@ Chicago	7/1	26:38	4	7	0.571	1	2	0.500	5	6	0.833	0	4	4	5	2	1	3	1	14	10
vs. Seattle	7/3	20:00	3	9	0.333	0	0	0.000	0	0	0.000	0	4	4	4	2	0	2	3	6	-4
@ Washington	7/5	18:55	2	3	0.667	0	1	0.000	0	0	0.000	1	3	4	2	2	0	4	2	4	-18
vs. Dallas	7/8	24:13	1	2	0.500	0	0	0.000	6	6	1.000	0	2	2	5	2	0	1	3	8	2
@ Connecticut	7/11	24:31	1	3	0.333	1	2	0.500	2	2	1.000	1	7	8	8	2	0	3	3	5	2



FORWARD

# #31 TINA CHARLES

9TH SEASON | CONNECTICUT '10 | QUEENS, N.Y. | 6-4 | BORN DEC. 5, 1988

## YEAR-BY-YEAR AVERAGES

SEASON	TEAM	G	GS	MPG	FG%	3P%	FT%	OREB	DREB	RPG	APG	SPG	BPG	TO	PF	PPG
2010	CON	34	34	31.0	.487	.000	.763	3.8	7.9	11.7	1.5	0.7	1.6	2.0	2.1	15.5
2011	CON	34	34	33.4	.468	.000	.687	3.7	7.3	11.0	1.9	0.7	1.7	2.2	2.6	17.6
2012	CON	33	33	33.2	.499	.200	.802	3.7	6.7	10.5	1.7	0.5	1.4	2.2	1.9	18.0
2013	CON	29	29	32.8	.400	.000	.752	3.4	6.7	10.1	1.4	0.9	0.9	2.2	2.0	18.0
2014	NYL	34	34	32.9	.462	.000	.752	2.6	6.8	9.4	2.2	1.2	0.8	2.2	1.7	17.4
2015	NYL	34	34	31.0	.458	.200	.715	2.1	6.4	8.5	2.4	0.7	0.6	2.4	1.6	17.1
2016	NYL	32	32	33.7	.439	.347	.812	2.3	7.6	9.9	3.8	0.8	0.7	1.9	1.5	21.5
2017	NYL	34	34	32.2	44.2	34.8	80.4	2.0	7.3	9.4	2.6	0.8	0.7	2.3	2.2	19.7
Career		264	264	32.5	45.5	31.9	76.2	3.0	7.1	10.0	2.2	0.8	1.1	2.2	2.0	18.1

## YEAR-BY-YEAR TOTALS

SEASON	TEAM	G	GS	MIN	FGM-A	3PM-A	FTM-A	OREB	DREB	REB	AST	STL	BLK	TO	PF	PTS
2010	CON	34	34	1054	206 - 423	0 - 1	116 - 152	129	269	398	51	25	57	71	72	528
2011	CON	34	34	1136	254 - 543	0 - 3	92 - 134	126	248	374	63	26	60	75	89	600
2012	CON	33	33	1096	250 - 501	1 - 5	93 - 116	123	222	345	57	17	47	74	64	594
2013	CON	29	29	951	218 - 545	0 - 3	85 - 113	98	195	293	42	27	28	64	57	521
2014	NYL	34	34	1119	236 - 511	0 - 0	118 - 157	89	231	320	74	44	30	77	57	590
2015	NYL	34	34	1053	243 - 531	1 - 5	93 - 130	72	216	288	83	24	23	82	56	580
2016	NYL	32	32	1077	273 - 622	17 - 49	125 - 154	74	243	317	121	27	25	63	48	688
2017	NYL	34	34	1095	262 - 593	24 - 69	123 - 153	69	249	318	87	28	24	80	74	671
Career		264	264	8580	1942 - 4269	43 - 135	845 - 1109	780	1873	2653	578	218	294	586	517	

## PLAYOFF YEAR-BY-YEAR AVERAGES

SEASON	TEAM	G	GS	MPG	FG%	3P%	FT%	OREB	DREB	RPG	APG	SPG	BPG	TO	PF	PPG
2011	CON	2	2	36.0	.313	.000	.625	3.5	8.5	12.0	2.0	1.0	2.5	2.0	2.0	12.5
2012	CON	5	5	36.0	.469	.500	.696	4.2	5.8	10.0	1.0	0.8	2.6	1.8	3.6	18.6
2015	NYL	6	6	38.3	.434	.500	.789	2.0	6.7	8.7	4.0	0.1	0.6	2.0	2.3	20.3
2016	NYL	1	1	36.4	.417	.333	1.000	3.0	6.0	9.0	5.0	1.0	0.0	1.0	1.0	19.0
2017	NYL	1	1	36.2	47.1	50.0	50.0	1.0	5.0	6.0	1.0	0.0	0.0	2.0	3.0	18.0
Career		15	15	37.0	43.2	44.4	75.0	2.9	6.5	9.4	2.6	0.5	1.5	1.9	2.7	18.5

## PLAYOFF YEAR-BY-YEAR TOTALS

SEASON	TEAM	G	GS	MIN	FGM-A	3PM-A	FTM-A	OREB	DREB	REB	AST	STL	BLK	TO	PF	PTS
2011	CON	2	2	72	10 - 32	0 - 0	5 - 8	7	17	24	4	2	5	4	4	25
2012	CON	5	5	180	38 - 81	1 - 2	16 - 23	21	29	50	5	4	13	9	18	93
2015	NYL	6	6	230	53 - 122	1 - 2	15 - 19	12	40	52	24	1	4	12	14	122
2016	NYL	1	1	36	5 - 12	1 - 3	8 - 8	3	6	9	5	1	0	1	1	19
2017	NYL	1	1	36	8 - 17	1 - 2	1 - 2	1	5	6	1	0	0	2	3	18
Career		15	15	555	114 - 264	4 - 9	45 - 60	44	97	141	39	8	22	28	40	277



FORWARD

# #31 TINA CHARLES

9TH SEASON | CONNECTICUT '10 | QUEENS, N.Y. | 6-4 | BORN DEC. 5, 1988

**CAREER TRANSACTIONS:** Selected by the Connecticut Sun in the First Round of the 2010 WNBA Draft, first overall selection... Acquired from Connecticut in exchange for Kelsey Bone, Alyssa Thomas and 2015 first round draft pick on April 16, 2014... Re-signed with the Liberty on April 6, 2018.

## CAREER HIGHLIGHTS:

- WNBA Most Valuable Player in 2012
- Five-time WNBA All-Star (2011, 2013, 2014, 2015, 2017)
- Named First Team All-WNBA 5 times (2011-12; 2015-17, and 1st player in Liberty franchise history to earn 1st Team honors for 3-straight seasons (2015-17)
- Named Second Team All-WNBA 3 times (2010, 2013-14)
- Received 1st Team WNBA All-Defensive Team honors for the 1st time in her career following the 2017 season
- Won a gold medal with Team USA at the 2012 Summer Olympic Games in London, and a second gold medal with Team USA at the 2016 Summer Olympic Games in Rio
- 11-time WNBA Eastern Conference Player of the Month (Last – Aug/Sept. 2017). Won WNBA record 4-straight Player of the Month awards in 2016.
- Named the Eastern Conference Player of the Week WNBA record 28 times in her career (Last – Sept. 4, 2017)
- Has 141 double-double performances in 264 career games, which ranks second in league history behind Lisa Leslie's 157
- Her 10.0 rebounds per game is the best rate in WNBA history and her 18.1 ppg scoring average ranks 8th all-time
- Became just the 3rd player in WNBA history to lead the league in scoring (21.5 ppg) and rebounding (9.9 rpg) in the same season in 2016.
- Led league in rebounding three-straight seasons (2010-12) and for a fourth time in 2016.
- Holds the 3rd and 4th highest single-season rebounding total in WNBA history (398 in 2010 and 374 in 2011)
- Became the fastest player in WNBA history to record 400, 500, 600 and 700 career rebounds
- First player in WNBA history to record three games with 20-points and 20-rebounds
- Has 10-career 30-point games, 7 of which have come with the Liberty (Last – 36 points vs. Dallas on June 2, 2017)
- Set WNBA record 23 double-doubles in a season in 2011
- New York Liberty all-time leading rebounder with 1,243 as a member of the Liberty
- Established rookie records for most rebounds in a game with 23 and double-doubles in a season with 22
- Unanimous choice for WNBA Rookie of the Year in 2010
- Selected as one of four finalists for the 2016 Sports Humanitarian of the Year Award.

**2017:** Started all 34 games for the Liberty, leading the team in scoring (19.7 ppg), rebounding (9.4 rpg), and 3-point field goal percentage (.348)... Finished the season ranked 3rd in the WNBA in scoring, 4th in rebounding, and 6th in minutes (32.2 mpg)... Named 1st Team All-WNBA for a 3rd-straight season... Named 1st Team WNBA All-Defensive for the 1st time in her career... Selected as Eastern Conference Player of the Month for July and August/September, increasing her league record to 11-career Player of the Month awards... Named Eastern Conference Player of the Week 7 times (6/5, 6/23, 7/24, 7/31, 8/21, 8/28, 9/4) establishing a new WNBA record by receiving the honor 28 times in her career... Recorded a new Liberty single-game record with 19 rebounds against Chicago, also breaking the franchise all-time rebounding mark in the same game... Received the WNBA Cares Community Assist Award for August 2017... Tallied 18 points and 6 rebounds in playoff game against Washington (9/10)... Recorded a double-double with 18 points and 18 rebounds, 1 shy of her season-high. Also had 3 assists and 1 steal in win at Dallas (9/3)... With her first basket of the game passed Chamique Holdscaw to hold 20th place in scoring all alone with 4,738 points. 10 of her 22 points came within the first 5 minutes of the game. Also collected 8 rebounds in home-win over Chicago (8/27)... Scored 20 points to tie with Chamique Holdscaw for 20th all-time in scoring at 4,716 points. Matched a season-high 3 steals. Pulled down 7 rebounds in home win over Washington (8/25)... Finished with a game-high 24 points and hauled in 7 rebounds in road-win over Connecticut (8/18)... Netted 21 points and pulled down 7 rebounds to move past DeLisha Milton-Jones for 6th place in WNBA history (8/13)... Led the Liberty with 26 points. Grabbed 7 rebounds and handed out a team-high 4 assists in win over Indiana (8/8)... Scored a game-high 25 points in a comeback win at Indiana. Collected 4 assists and 3 rebounds (7/28)... Managed her 10th double-double of the season with 24 points and 16 rebounds. Also dished out 2 assists and 1 block against Minnesota (7/25)... Poured in 28 points on 12-of-21 shooting against Connecticut. Also managed 17 rebounds, 2 short of her season high (7/19)... Scored 23 points with 1 assist in 33 minutes (7/14)... Scored 29 points for the second game in a row. Pulled down 8 rebounds and managed 2 take-aways at Phoenix (7/9)... Led the Liberty with 29 points and 12 rebounds. Also had 4 assists and 3 blocks against Seattle (7/6)... Finished with 21 points and 7 rebounds. Also had 5 assists and 3 blocks against Atlanta (7/2)... Led the team with a season-high 6 assists. Also scored 20 points and pulled down 11 rebounds to lead the Liberty in both categories against Connecticut (6/23)... Posted her 5th double-double of the year with 25 points and 10 rebounds in an overtime win at Dallas (6/16)... Recorded her 4th double-double of the season with 21 points, and 14 rebounds, 1 shy of her season-high, also had 3 assists against Seattle (6/11)... Scored 18 points, 17 of which came in the 1st half, and finished with a season-high 15 rebounds in win over Atlanta (6/7)... Finished with a career-high 36 points to for her 4th-straight game of 20-plus points, it was her 10th career 30-points game and 7th as a member of the Liberty, also had 10 rebounds and 3 assists in win over Dallas (6/2)... Scored the first 11 Liberty points over 5:23 of action and had 19 points in the 1st half, finished with 25 points to lead all scorers, also had 5 rebounds in game against Sparks (5/30)... Went 12-of-25 from the field, scoring a season-high 28 points at Seattle; scored 13 of her 28 points in the 1st 5:06 of the 3rd quarter and shot 8-of-10 in the period – also had 9 rebounds and 2 steals (5/26)... Earned her 1st double-double of the season with 22 points, 15 of which came during the 1st half, and 11 rebounds in a win at Phoenix (5/23).

**PERSONAL:** Full name is Tina Alexandria Charles... Daughter of Angella Holgate and Rawiston Charles... Majored in psychology... Consensus High School Player of the Year in 2006... Racked up 1,750 points, 1,224 rebounds, 440 assists and 432 blocks in three seasons at Christ The King... Awards in 2006 included Parade Magazine Player of the Year, Gatorade National Player of the Year, WBCA National Player of the Year, McDonald's Player of the Year, USA Today National Player of the Year and EA Sports National Player of the Year... Averaged 26.5 points, 14.8 rebounds, 5.5 assists, 5.2 blocks and 3.5 assists per game while leading Christ The King to a 30-0 record, a second straight state title, and a second straight No. 1 ranking in USA Today... As a junior in 2004-05, averaged 21.2 points, 13.8 rebounds and 6.2 blocks as Christ The King went 27-0, winning the state title while finishing No. 1 in the final USA Today poll... Charles led her junior varsity team to a 22-0 mark as a freshman... Off the court, Charles has earned great praise for her philanthropic endeavors... Has donated her entire WNBA salary to her Hopey's Heart foundation, which she founded in 2013 and has placed more than 260 AEDs worldwide... She paid \$32,000 to underwrite the construction of a school in Mali that opened in May of 2012, purchased a shipment of athletic shoes from Nike for girls and boys who attend Saint Jago High School in Spanish Town, St. Catherine, Jamaica, and donated \$7,275 to the Wes Leonard Heart Foundation, an organization that raises money to buy Automatic External Defibrillators (AEDs) for schools in Michigan... Charles also donated for the purchase of five AEDs to schools in New York and recently committed to funding five four-year full secondary-school scholarships for girls in Africa through Connect To Learn, a global initiative dedicated to helping educate children in impoverished areas.

## TINA CHARLES - HOPEY'S HEART FOUNDATION

The Hopey's Heart Foundation was formed in memory of Tina Charles' late aunt Maureen "Hopey" Vaz, who died of multiple organ failure on March 9th, 2013. Hopey was known for having a very giving heart and when her own heart failed it was a tragic loss to her family and an eye-opener to Charles, who prior to the passing of her aunt, made a \$14,775 donation for ten Automated External Defibrillators (AED) to the New York Department of Education and the Wes Leonard Heart Team. The Hopey's Heart Foundation was founded to prevent Sudden Cardiac Arrest from claiming the lives of promising student athletes like Wes Leonard. It is committed to providing AEDs nationally for the prevention of heart and other injuries in student and amateur athletes through the provision of health education and medical equipment in schools, community and recreational centers. The Hopey's Heart Foundation is committed to improving sports safety and raising awareness of Sudden Cardiac Arrest throughout the country. Tina annually donates her entire WNBA salary to Hopey's Heart Foundation in order to place AEDs in areas of need.





# FORWARD

# #31 TINA CHARLES

9TH SEASON | CONNECTICUT '10 | QUEENS, N.Y. | 6-4 | BORN DEC. 5, 1988

	PTS	FGM	FGA	3FGM	3FGA	FTM	FTA	OREB	DREB	REB	AST	STL	TO	BLK	MIN
SEASON	34	13	25	3	5 (5x)	9	10	7 (2x)	9	12 (2x)	6	3	6 (3x)	3 (3x)	38
	vs. DAL	vs. DAL	vs. PHO	vs. DAL	last @ LV	@ CHI	@ CHI	last vs. DAL	@ CON	last @ WAS	@ WAS	vs. DAL	last @ WAS	last @ LV	@ CON
	5/29/18	5/29/18	6/5/18	5/29/18	6/22/18	7/1/18	7/1/18	7/8/18	7/11/18	7/5/18	6/28/18	5/29/18	7/5/18	6/22/18	7/11/18
CAREER	36	14 (3x)	27	3 (2x)	5 (3x)	19	24	9	17	23 (2x)	10	7	8	8	46
	vs. DAL	last @ CON	vs. PHO	last @ DAL	last vs. DAL	vs. PHO	vs. PHO	@ MIN	@ ATL	last vs. LAS	@ ATL	vs. ATL	last @ ATL	vs. WAS	@ CHI
	6/2/17	8/14/15	6/26/16	9/11/16	5/29/18	6/29/13	6/29/13	8/3/10	7/7/10	6/28/11	6/22/16	5/24/16	6/17/12	8/8/10	6/23/11
PLAYOFFS	25 (2x)	10 (4x)	27	1 (4x)	3	8	8	7	13	17	9	2 (2x)	5	4 (2x)	45
	last @ IND	last @ IND	vs. WAS	last vs. WAS	vs. PHO	vs. PHO	vs. PHO	vs. IND	@ ATL	@ ATL	vs. IND	last vs. IND	vs. IND	last vs. IND	vs. WAS
	9/27/15	9/27/15	9/18/15	9/10/17	9/24/16	9/24/16	9/24/16	10/5/12	9/18/11	9/18/11	9/23/15	10/5/12	9/29/15	10/5/12	9/18/15

## 2018 GAME-BY-GAME STATISTICS

### PRESEASON

Opponent	Date	MIN	FGM	FGA	FG%	3PM	3PA	3P%	FTM	FTA	FT%	OR	DR	REB	AST	STL	BLK	TO	PF	PTS	+/-
vs. Dallas	5/7	7:25	2	4	.500	1	2	.500	2	2	100	0	4	4	0	1	0	1	0	7	+1
vs. Los Angeles	5/8	DNP-Head																			

### REGULAR SEASON

at Chicago	5/20	30:10	8	20	0.400	1	4	0.250	2	3	0.667	1	3	4	0	2	0	3	3	19	-16
vs. Minnesota	5/25	30:01	8	16	0.500	1	5	0.200	1	3	0.333	5	7	12	2	0	0	1	3	18	-5
vs. Dallas	5/29	37:23	13	23	0.565	3	5	0.600	5	7	0.714	2	8	10	3	3	0	6	1	34	10
@ Indiana	6/2	36:39	9	22	0.409	0	4	0.000	5	5	1.000	2	8	10	2	0	2	4	4	23	-1
vs. Phoenix	6/5	36:33	12	25	0.480	1	4	0.250	0	0	0.000	2	6	8	4	2	0	4	3	25	-3
vs. Connecticut	6/7	37:10	9	18	0.500	0	5	0.000	6	7	0.857	1	8	9	5	0	3	2	1	24	0
vs. Indiana	6/10	34:16	4	15	0.267	0	1	0.000	5	6	0.833	1	3	4	3	1	3	3	1	13	3
vs. Las Vegas	6/13	31:09	9	15	0.600	1	5	0.200	0	0	0.000	0	1	1	3	0	0	2	3	19	-13
@ Minnesota	6/16	30:14	5	14	0.357	2	4	0.500	0	0	0.000	0	4	4	2	0	0	2	5	12	-7
vs. Atlanta	6/19	33:40	10	17	0.588	1	2	0.500	8	9	0.889	2	6	8	3	2	0	1	0	29	11
@ Las Vegas	6/22	31:55	6	18	0.333	2	5	0.400	0	0	0.000	2	6	8	5	1	3	6	3	14	-7
@ Los Angeles	6/24	27:01	5	15	0.333	0	3	0.000	0	1	0.000	1	3	4	0	1	0	1	3	10	-23
vs. Phoenix	6/26	32:02	4	12	0.333	1	2	0.500	3	4	0.750	2	6	8	3	2	0	2	4	12	-7
@ Washington	6/28	31:39	8	15	0.533	0	0	0.000	2	2	1.000	1	6	7	6	0	0	2	3	18	4
vs. Chicago	6/29	28:50	10	19	0.526	2	3	0.667	2	3	0.667	3	1	4	3	0	0	4	2	24	-13
@ Chicago	7/1	38:18	9	18	0.500	1	3	0.333	9	10	0.900	3	4	7	2	1	0	3	3	28	6
vs. Seattle	7/3	32:16	3	14	0.214	1	2	0.500	1	3	0.333	1	2	3	4	1	0	2	1	8	-13
@ Washington	7/5	34:57	9	18	0.500	1	1	1.000	7	7	1.000	7	5	12	2	1	1	6	2	26	-14
vs. Dallas	7/8	32:51	9	21	0.429	2	3	0.667	6	7	0.857	7	2	9	1	0	0	0	3	26	-22
@ Connecticut	7/11	38:07	8	19	0.421	0	3	0.000	3	4	0.750	2	9	11	2	0	1	2	3	19	7



FORWARD

# #31 TINA CHARLES

9TH SEASON | CONNECTICUT '10 | QUEENS, N.Y. | 6-4 | BORN DEC. 5, 1988

**CAREER TRANSACTIONS:** Selected by the Connecticut Sun in the First Round of the 2010 WNBA Draft, first overall selection... Acquired from Connecticut in exchange for Kelsey Bone, Alyssa Thomas and 2015 first round draft pick on April 16, 2014... Re-signed with the Liberty on April 6, 2018.

**CAREER HIGHLIGHTS:**

- WNBA Most Valuable Player in 2012
- Five-time WNBA All-Star (2011, 2013, 2014, 2015, 2017)
- Named First Team All-WNBA 5 times (2011-12; 2015-17, and 1st player in Liberty franchise history to earn 1st Team honors for 3-straight seasons (2015-17)
- Named Second Team All-WNBA 3 times (2010, 2013-14)
- Received 1st Team WNBA All-Defensive Team honors for the 1st time in her career following the 2017 season
- Won a gold medal with Team USA at the 2012 Summer Olympic Games in London, and a second gold medal with Team USA at the 2016 Summer Olympic Games in Rio
- 11-time WNBA Eastern Conference Player of the Month (Last – Aug/Sept. 2017). Won WNBA record 4-straight Player of the Month awards in 2016.
- Named the Eastern Conference Player of the Week WNBA record 28 times in her career (Last – Sept. 4, 2017)
- Has 141 double-double performances in 264 career games, which ranks second in league history behind Lisa Leslie's 157
- Her 10.0 rebounds per game is the best rate in WNBA history and her 18.1 ppg scoring average ranks 8th all-time
- Became just the 3rd player in WNBA history to lead the league in scoring (21.5 ppg) and rebounding (9.9 rpg) in the same season in 2016.
- Led league in rebounding three-straight seasons (2010-12) and for a fourth time in 2016.
- Holds the 3rd and 4th highest single-season rebounding total in WNBA history (398 in 2010 and 374 in 2011)
- Became the fastest player in WNBA history to record 400, 500, 600 and 700 career rebounds
- First player in WNBA history to record three games with 20-points and 20-rebounds
- Has 10-career 30-point games, 7 of which have come with the Liberty (Last – 36 points vs. Dallas on June 2, 2017)
- Set WNBA record 23 double-doubles in a season in 2011
- New York Liberty all-time leading rebounder with 1,243 as a member of the Liberty
- Established rookie records for most rebounds in a game with 23 and double-doubles in a season with 22
- Unanimous choice for WNBA Rookie of the Year in 2010
- Selected as one of four finalists for the 2016 Sports Humanitarian of the Year Award.

**2017:** Started all 34 games for the Liberty, leading the team in scoring (19.7 ppg), rebounding (9.4 rpg), and 3-point field goal percentage (.348)... Finished the season ranked 3rd in the WNBA in scoring, 4th in rebounding, and 6th in minutes (32.2 mpg)... Named 1st Team All-WNBA for a 3rd-straight season... Named 1st Team WNBA All-Defensive for the 1st time in her career... Selected as Eastern Conference Player of the Month for July and August/September, increasing her league record to 11-career Player of the Month awards... Named Eastern Conference Player of the Week 7 times (6/5, 6/23, 7/24, 7/31, 8/21, 8/28, 9/4) establishing a new WNBA record by receiving the honor 28 times in her career... Recorded a new Liberty single-game record with 19 rebounds against Chicago, also breaking the franchise all-time rebounding mark in the same game... Received the WNBA Cares Community Assist Award for August 2017... Tallied 18 points and 6 rebounds in playoff game against Washington (9/10)... Recorded a double-double with 18 points and 18 rebounds, 1 shy of her season-high. Also had 3 assists and 1 steal in win at Dallas (9/3)... With her first basket of the game passed Chamique Holdsclaw to hold 20th place in scoring all alone with 4,738 points. 10 of her 22 points came within the first 5 minutes of the game. Also collected 8 rebounds in home-win over Chicago (8/27)... Scored 20 points to tie with Chamique Holdsclaw for 20th all-time in scoring at 4,716 points. Matched a season-high 3 steals. Pulled down 7 rebounds in home win over Washington (8/25)... Finished with a game-high 24 points and hauled in 7 rebounds in road-win over Connecticut (8/18)... Netted 21 points and pulled down 7 rebounds to move past DeLisha Milton-Jones for 6th place in WNBA history (8/13)... Led the Liberty with 26 points. Grabbed 7 rebounds and handed out a team-high 4 assists in win over Indiana (8/8)... Scored a game-high 25 points in a comeback win at Indiana. Collected 4 assists and 3 rebounds (7/28)... Managed her 10th double-double of the season with 24 points and 16 rebounds. Also dished out 2 assists and 1 block against Minnesota (7/25)... Poured in 28 points on 12-of-21 shooting against Connecticut. Also managed 17 rebounds, 2 short of her season high (7/19)... Scored 23 points with 1 assist in 33 minutes (7/14)... Scored 29 points for the second game in a row. Pulled down 8 rebounds and managed 2 take-aways at Phoenix (7/9)... Led the Liberty with 29 points and 12 rebounds. Also had 4 assists and 3 blocks against Seattle (7/6)... Finished with 21 points and 7 rebounds. Also had 5 assists and 3 blocks against Atlanta (7/2)... Led the team with a season-high 6 assists. Also scored 20 points and pulled down 11 rebounds to lead the Liberty in both categories against Connecticut (6/23)... Posted her 5th double-double of the year with 25 points and 10 rebounds in an overtime win at Dallas (6/16)... Recorded her 4th double-double of the season with 21 points, and 14 rebounds, 1 shy of her season-high, also had 3 assists against Seattle (6/11)... Scored 18 points, 17 of which came in the 1st half, and finished with a season-high 15 rebounds in win over Atlanta (6/7)... Finished with a career-high 36 points to for her 4th-straight game of 20-plus points, it was her 10th career 30-points game and 7th as a member of the Liberty, also had 10 rebounds and 3 assists in win over Dallas (6/2)... Scored the first 11 Liberty points over 5:23 of action and had 19 points in the 1st half, finished with 25 points to lead all scorers, also had 5 rebounds in game against Sparks (5/30)... Went 12-of-25 from the field, scoring a season-high 28 points at Seattle; scored 13 of her 28 points in the 1st 5:06 of the 3rd quarter and shot 8-of-10 in the period – also had 9 rebounds and 2 steals (5/26)... Earned her 1st double-double of the season with 22 points, 15 of which came during the 1st half, and 11 rebounds in a win at Phoenix (5/23).

**PERSONAL:** Full name is Tina Alexandria Charles... Daughter of Angella Holgate and Rawiston Charles... Majored in psychology... Consensus High School Player of the Year in 2006... Racked up 1,750 points, 1,224 rebounds, 440 assists and 432 blocks in three seasons at Christ The King... Awards in 2006 included Parade Magazine Player of the Year, Gatorade National Player of the Year, WBCA National Player of the Year, McDonald's Player of the Year, USA Today National Player of the Year and EA Sports National Player of the Year... Averaged 26.5 points, 14.8 rebounds, 5.5 assists, 5.2 blocks and 3.5 assists per game while leading Christ The King to a 30-0 record, a second straight state title, and a second straight No. 1 ranking in USA Today... As a junior in 2004-05, averaged 21.2 points, 13.8 rebounds and 6.2 blocks as Christ The King went 27-0, winning the state title while finishing No. 1 in the final USA Today poll... Charles led her junior varsity team to a 22-0 mark as a freshman... Off the court, Charles has earned great praise for her philanthropic endeavors... Has donated her entire WNBA salary to her Hopey's Heart foundation, which she founded in 2013 and has placed more than 260 AED's worldwide... She paid \$32,000 to underwrite the construction of a school in Mali that opened in May of 2012, purchased a shipment of athletic shoes from Nike for girls and boys who attend Saint Jago High School in Spanish Town, St. Catherine, Jamaica, and donated \$7,275 to the Wes Leonard Heart Foundation, an organization that raises money to buy Automatic External Defibrillators (AEDs) for schools in Michigan... Charles also donated for the purchase of five AEDs to schools in New York and recently committed to funding five four-year full secondary-school scholarships for girls in Africa through Connect To Learn, a global initiative dedicated to helping educate children in impoverished areas.





FORWARD

# #0 MARISSA COLEMAN

10TH SEASON | MARYLAND '09 | PORTLAND, OR. | 6-1 | BORN JANUARY 4, 1987

## YEAR-BY-YEAR AVERAGES

SEASON	TEAM	G	GS	MPG	FG%	3P%	FT%	OREB	DREB	RPG	APG	SPG	BPG	TO	PF	PPG
2009	WAS	28	0	18.8	34.0	36.3	75.6	0.8	1.9	2.7	0.8	0.7	0.3	1.2	1.6	6.1
2010	WAS	34	1	19.5	39.7	40.2	75.6	0.7	2.6	3.3	1.5	0.8	0.3	1.2	2.0	6.5
2011	WAS	34	28	27.0	38.5	36.8	67.6	1.4	3.5	4.8	1.4	0.7	0.4	1.5	2.4	8.6
2012	LAS	34	2	16.1	31.9	25.5	90.0	0.7	1.9	2.6	1.1	0.6	0.2	0.7	1.3	3.1
2013	LAS	34	3	17.5	43.0	40.0	63.6	0.9	2.0	2.9	1.0	0.7	0.1	0.9	1.3	4.6
2014	IND	34	32	24.0	39.1	38.1	81.7	0.8	2.5	3.3	1.1	0.7	0.3	1.1	2.0	8.9
2015	IND	34	34	24.8	38.4	33.6	74.7	1.0	2.6	3.5	1.6	1.2	0.2	1.8	1.9	10.4
2016	IND	32	21	24.4	34.6	26.8	75.3	0.7	2.6	3.3	2.0	0.9	0.2	1.7	2.1	8.3
2017	IND	34	23	18.7	32.7	32.2	83.3	0.2	1.8	2.0	1.0	0.2	0.1	1.1	1.2	4.9
Career		298	144	21.2	37.2	34.5	75.9	0.8	2.4	3.2	1.3	0.8	0.2	1.3	1.7	6.9

## YEAR-BY-YEAR TOTALS

SEASON	TEAM	G	GS	MIN	FGM-A	3PM-A	FTM-A	OREB	DREB	REB	AST	STL	BLK	TO	PF	PTS
2009	WAS	28	0	525	54 - 159	29 - 80	34 - 45	22	54	76	22	20	9	34	44	171
2010	WAS	34	1	663	75 - 189	41 - 102	31 - 41	25	87	112	50	29	12	42	67	222
2011	WAS	34	28	918	107 - 278	53 - 144	25 - 37	46	118	164	47	24	14	54	80	292
2012	LAS	34	2	548	37 - 116	14 - 55	18 - 20	24	63	87	36	21	8	24	44	106
2013	LAS	34	3	595	58 - 135	20 - 50	21 - 33	32	68	100	34	24	5	31	43	157
2014	IND	34	32	815	106 - 271	43 - 113	49 - 60	28	84	112	37	27	11	40	68	304
2015	IND	34	34	842	127 - 331	42 - 125	59 - 79	33	87	120	54	42	10	63	65	355
2016	IND	32	21	781	85 - 246	33 - 123	64 - 85	23	82	105	63	29	9	56	67	267
2017	IND	34	23	636	55 - 168	28 - 87	30 - 36	8	61	69	34	10	5	39	41	168
Career		298	144	6324	704 - 1893	303 - 879	331 - 436	241	704	945	377	226	83	383	519	2042

## PLAYOFF YEAR-BY-YEAR AVERAGES

SEASON	TEAM	G	GS	MPG	FG%	3P%	FT%	OREB	DREB	RPG	APG	SPG	BPG	TO	PF	PPG
2009	WAS	2	0	26.5	31.6	50.0	100	1.5	3.5	5.0	1.5	2.0	2.0	3.5	1.5	10.5
2010	WAS	2	0	25.0	40.0	30.0	80.0	1.0	3.0	4.0	1.0	1.0	0.0	0.5	3.0	13.5
2012	LAS	4	0	7.8	33.3	33.3	100	0.3	0.5	0.8	0.3	0.2	0.0	0.0	0.5	2.0
2013	LAS	3	0	16.8	27.3	0.0	66.7	0.3	1.0	1.3	1.0	1.3	0.3	1.6	0.3	3.3
2014	IND	5	5	22.9	41.0	33.3	50.0	1.0	2.2	3.2	0.0	1.0	0.0	1.0	2.4	8.2
2015	IND	11	11	29.0	40.3	41.2	70.0	0.5	1.9	2.5	0.9	1.0	0.3	0.9	2.1	11.9
2016	IND	1	1	28.7	44.4	40.0	100	0.0	2.0	2.0	1.0	1.0	0.0	1.0	6.0	13.0
Career		28	17	23.1	39.0	37.1	76.0	0.6	1.9	2.5	0.7	1.0	0.3	1.0	1.9	9.0

## PLAYOFF YEAR-BY-YEAR TOTALS

SEASON	TEAM	G	GS	MIN	FGM-A	3PM-A	FTM-A	OREB	DREB	REB	AST	STL	BLK	TO	PF	PTS
2009	WAS	2	0	53	6 - 19	4 - 8	5 - 5	3	7	10	3	4	4	7	3	21
2010	WAS	2	0	50	8 - 20	3 - 10	8 - 10	2	6	8	2	2	0	1	6	27
2012	LAS	4	0	31	2 - 6	2 - 6	2 - 2	1	2	3	1	1	0	0	2	8
2013	LAS	3	0	50	3 - 11	0 - 4	4 - 6	1	3	4	3	4	1	5	1	10
2014	IND	5	5	115	16 - 39	7 - 21	2 - 4	5	11	16	0	5	0	5	12	41
2015	IND	11	11	319	48 - 119	21 - 51	14 - 20	6	21	27	10	12	4	10	23	131
2016	IND	1	1	29	4 - 9	2 - 5	3 - 3	0	2	2	1	1	0	1	6	13
Career		28	17	647	87 - 223	39 - 105	38 - 50	18	52	70	20	29	9	29	53	251



FORWARD

# #0 MARISSA COLEMAN

10TH SEASON | MARYLAND '09 | PORTLAND, OR. | 6-1 | BORN JANUARY 4, 1987

	PTS	FGM	FGA	3FGM	3FGA	FTM	FTA	OREB	DREB	REB	AST	STL	TO	BLK	MIN
SEASON	12	5 (2x)	12	2 (3x)	5	2 (2x)	2 (2x)	3	5 (2x)	7	5	4	2 (2x)	1 (2x)	32
	vs. DAL	last vs. CON	vs. CON	last vs. PHO	vs. CON	last vs. LV	last vs. LV	vs. PHO	last vs. ATL	vs. CON	vs. LV	vs. DAL	last vs. IND	last @ LV	vs. DAL
	5/29/18	6/7/18	6/7/18	6/5/18	6/7/18	6/13/18	6/13/18	6/5/18	6/19/18	6/7/18	6/13/18	5/29/18	6/10/18	6/22/18	5/29/18
CAREER	33	12 (2x)	25	6 (2x)	11	12	13	4 (2x)	7 (3x)	9 (2x)	9 (2x)	6 (2x)	6 (2x)	2 (4x)	41
	@ ATL	last @ ATL	@ ATL	last @ PHO	@ CHI	@ CON	@ CON	last vs. LAS	last @ PHO	last @ PHO	last @ ATL	last @ CON	last @ ATL	last @ ATL	@ MIN
	6/02/12	6/02/12	6/02/16	5/27/13	9/11/13	8/05/14	8/05/14	8/13/17	7/9/17	7/9/17	7/2/17	8/14/15	6/02/12	7/2/17	8/11/13
PLAYOFFS	5	2	7	--	2	1	2	1 (2x)	2 (2x)	3 (2x)	5	2	1	--	25
	@ IND	@ IND	@ IND	--	@ IND	@ IND	@ IND	last vs. IND	last vs. IND	last vs. IND	vs. IND	@ IND	@ IND	--	@ IND
	8/21/14	8/21/14	8/21/14	--	8/21/14	8/21/14	8/21/14	8/23/14	8/23/14	8/23/14	8/23/14	8/21/14	8/21/14	--	8/21/14

## 2018 GAME-BY-GAME STATISTICS

### PRESEASON

Opponent	Date	MIN	FGM	FGA	FG%	3PM	3PA	3P%	FTM	FTA	FT%	OR	DR	REB	AST	STL	BLK	TO	PF	PTS	+/-
vs. Dallas	5/7	6:33	6	12	.500	2	4	.500	0	0	-	0	2	2	0	1	0	1	0	14	2
vs. Los Angeles	5/8	28:54	5	10	.500	2	3	.667	2	2	1.0	3	1	4	3	0	1	1	1	14	17

### REGULAR SEASON

at Chicago	5/20	23:08	2	8	0.250	2	3	0.667	2	2	1.000	1	3	4	3	2	0	1	2	8	-5
vs. Minnesota	5/25	25:27	4	9	0.444	0	3	0.000	0	0	0.000	1	0	1	1	0	0	1	1	8	1
vs. Dallas	5/29	32:09	5	7	0.714	2	4	0.500	0	0	0.000	1	3	4	2	4	1	1	1	12	-3
@ Indiana	6/2	27:28	1	5	0.200	0	1	0.000	0	0	0.000	0	2	2	1	0	0	1	2	2	-3
vs. Phoenix	6/5	21:25	3	5	0.600	2	4	0.500	0	0	0.000	3	2	5	2	0	0	0	1	8	-4
vs. Connecticut	6/7	28:05	5	12	0.417	1	5	0.200	0	0	0.000	2	5	7	3	1	0	2	0	11	7
vs. Indiana	6/10	18:44	3	6	0.500	1	2	0.500	0	0	0.000	0	2	2	1	0	0	2	2	7	2
vs. Las Vegas	6/13	19:18	2	5	0.400	0	2	0.000	2	2	1.000	1	4	5	5	1	0	0	1	6	-4
@ Minnesota	6/16	12:40	0	2	0.000	0	1	0.000	0	0	0.000	0	0	0	1	0	0	0	1	0	-8
vs. Atlanta	6/19	17:22	1	4	0.250	0	2	0.000	0	0	0.000	1	5	6	1	1	0	1	1	2	5
@ Las Vegas	6/22	18:25	2	7	0.286	1	2	0.500	0	0	0.000	0	1	1	1	0	1	0	1	5	0
@ Los Angeles	6/24	10:53	0	1	0.000	0	1	0.000	0	0	0.000	0	1	1	0	0	0	0	2	0	-6
vs. Phoenix	6/26	DND - Right Ankle Sprain																			
@ Washington	6/28	DND - Right Ankle Sprain																			
vs. Chicago	6/29	DND - Right Ankle Sprain																			
@ Chicago	7/1	DND - Right Ankle Sprain																			
vs. Seattle	7/3	DND - Right Ankle Sprain																			
@ Washington	7/5	DND - Right Ankle Sprain																			
vs. Dallas	7/8	DND - Right Ankle Sprain																			
@ Connecticut	7/11	DND - Right Ankle Sprain																			



FORWARD

# #0 MARISSA COLEMAN

10TH SEASON | MARYLAND '09 | PORTLAND, OR. | 6-1 | BORN JANUARY 4, 1987

**CAREER TRANSACTIONS:** Selected by the Washington Mystics in the First Round of the 2009 WNBA Draft, second overall selection... Traded to Los Angeles, February, 1 2012, in exchange for Noelle Quinn... Signed as a free agent by Indiana, March 29, 2014... Signed a contract extension with Indiana, September 14, 2016... Waived by Indiana April 25, 2018... Signed as a free agent by New York, May 1, 2018.

**CAREER HIGHLIGHTS:**

- Nine-year WNBA veteran and former No. 2 draft pick
- Eclipsed 2,000 career points during 2017 season
- 2015 WNBA All-Star
- Twice matched Fever playoff record with 5 3FGs during 2015 playoffs
- WNBA Finals in 2015 with Indiana

**2017:** Coleman averaged 4.9 points per game and reached double-figure scoring four times... she scored 19 points with five 3-pointers in a home win over defending champion Los Angeles, 5/24... she scored a season-high 20 points with a career-high six 3-pointers against Washington, 8/20... she became the 11th player to score 1,000 career points in Fever uniform at Chicago, 6/28, and eclipsed the 2,000-point mark of her career at Connecticut, 7/30.

**PERSONAL:** The daughter of Joni and Tony Coleman... she has a sister, Tonya, and a brother, Anthony... a lifelong resident of the Washington, D.C. area, she played at the University of Maryland following a prep career in the District... she was drafted by the Mystics and played her first two pro seasons in Washington... in November 2016, she opened a Mellow Mushroom pizza restaurant in nearby Roanoke, Va., with her former L.A. Sparks teammate Alana Beard... she chose Maryland over Duke, Connecticut, Tennessee and Florida... at St. John's College High School in the District of Columbia, she was a McDonald's and WBCA All-American, playing in both senior all-star games... she led all scorers with 19 points in the McDonald's game and was selected the East's MVP in the WBCA game... she also was a first team Parade All-American... Coleman was named first team All-USA by USA Today and was the Washington Post High School Player of the Year... she earned first team All-Met honors in her final two seasons... she was the 2004 and 2005 Washington D.C. Gatorade Player of the Year, leading the Cadets to a 59-9 record in her final two years... she led her squad to the Washington Catholic Athletic Conference title game every year, capturing the title in 2002 and 2004... she left the school with career records for points (2,057) and rebounds (1,750)... she averaged 21 points, 10 rebounds, three assists and two steals a game as a senior.



GUARD

# #8 BRIA HARTLEY

5TH SEASON | CONNECTICUT '14 | NORTH BABYLON, N.Y. | 5-8 | BORN SEPTEMBER 30, 1992

## YEAR-BY-YEAR AVERAGES

SEASON	TEAM	G	GS	MPG	FG%	3P%	FT%	OREB	DREB	RPG	APG	SPG	BPG	TO	PF	PPG
2014	WAS	34	29	27.1	38.0	32.7	78.0	0.6	1.6	2.1	3.1	0.7	0.0	2.5	1.8	9.7
2015	WAS	25	0	12.3	30.4	23.9	76.5	0.2	1.0	1.2	1.6	0.4	0.0	0.8	0.9	4.2
2016	WAS	24	5	16.9	37.6	36.2	80.0	0.4	1.6	2.0	2.3	0.4	0.0	1.4	1.8	6.5
2017	NYL	34	24	21.4	41.6	34.5	74.4	0.3	1.8	2.1	2.1	0.5	0.1	1.4	1.6	7.8
Career		117	58	20.2	37.9	32.7	77.5	0.4	1.5	1.9	2.3	0.6	0.0	1.6	1.6	7.3

## YEAR-BY-YEAR TOTAL

SEASON	TEAM	G	GS	MIN	FGM-A	3PM-A	FTM-A	OREB	DREB	REB	AST	STL	BLK	TO	PF	PTS
2014	WAS	34	29	921	116 - 305	33 - 101	64 - 82	19	53	72	105	24	2	85	60	329
2015	WAS	25	0	306	34 - 112	11 - 46	26 - 34	4	26	30	41	12	1	21	23	105
2016	WAS	24	5	406	50 - 133	21 - 58	36 - 45	9	38	47	54	10	0	35	44	157
2017	NYL	34	24	727	99 - 238	38 - 110	29 - 39	10	61	71	70	19	5	49	55	265
Career		117	58	2361	299 - 788	103 - 315	155 - 200	42	178	220	270	65	8	190	182	856

## PLAYOFF YEAR-BY-YEAR AVERAGES

SEASON	TEAM	G	GS	MPG	FG%	3P%	FT%	OREB	DREB	RPG	APG	SPG	BPG	TO	PF	PTS
2014	WAS	2	2	20.4	33.3	0.0	50.0	1.0	2.0	3.0	4.5	1.0	0.0	0.5	4.0	3.5
2015	WAS	1	0	6.0	0.0	0.0	0.0	0.0	1.0	1.0	1.0	0.0	0.0	0.0	1.0	0.0
2017	NYL	1	1	29.5	60.0	40.0	100	0.0	2.0	2.0	5.0	1.0	0.0	5.0	4.0	15.0
Career		4	3	19.1	42.9	25.0	66.7	0.5	1.8	2.3	3.8	0.8	0.0	1.5	3.3	5.5

## PLAYOFF YEAR-BY-YEAR TOTALS

SEASON	TEAM	G	GS	MPG	FG%	3P%	FT%	OREB	DREB	RPG	APG	SPG	BPG	TO	PF	PTS
2014	WAS	2	2	41	3 - 9	0 - 2	1 - 2	2	4	6	9	2	0	1	8	7
2015	WAS	1	0	6	0 - 2	0 - 1	0 - 0	0	1	1	1	0	0	0	1	0
2017	NYL	1	1	29	6 - 10	2 - 5	1 - 1	0	2	2	5	1	0	5	4	15
Career		4	3	76	9 - 21	2 - 8	2 - 3	2	7	9	15	3	0	6	13	22



GUARD

# #8 BRIA HARTLEY

5TH SEASON | CONNECTICUT '14 | NORTH BABYLON, N.Y. | 5-8 | BORN SEPTEMBER 30, 1992

	PTS	FGM	FGA	3FGM	3FGA	FTM	FTA	OREB	DREB	REB	AST	STL	TO	BLK	MIN
SEASON	18	7	13	4	8	3	3	3	5	5 (2x)	7	3 (2x)	5		33
	vs. PHO	vs. PHO	vs. PHO	vs. PHO	vs. PHO	vs. ATL	vs. ATL	@ IND	vs. PHO	last vs. PHO	@ WAS	last @ LV	vs. LV	--	vs. PHO
	6/5/18	6/5/18	6/5/18	6/5/18	6/5/18	6/19/18	6/19/18	6/2/18	6/26/18	6/26/18	7/5/18	6/22/18	6/13/18		6/5/18
CAREER	26	11	16	4 (3x)	8 (2x)	6 (3x)	8	3	5 (4x)	6 (2x)	7 (2x)	4	5 (5x)	2	39 (2x)
	@ SEA	@ SEA	@ SEA	last vs. NY	last vs. PHO	last @ CT	@ CHI	vs. IND	last vs. PHO	last @ CT	last @ WAS	@ ATL	last vs. LV	vs. DAL	last @ CT
	6/22/14	6/22/14	6/22/14	5/14/16	6/5/17	6/14/16	7/09/14	6/06/14	6/26/18	5/21/16	7/5/16	6/18/14	6/13/18	6/02/17	5/21/16
PLAYOFFS	15	6	10	2	5	1 (2x)	2	1 (2x)	2 (3x)	3 (2x)	5 (2x)	2	5	--	29
	vs. WAS	vs. WAS	vs. WAS	vs. WAS	vs. WAS	last vs. WAS	@ IND	last vs. IND	last vs. WAS	last vs. IND	last vs. WAS	@ IND	vs. WAS		vs. WAS
	9/10/17	9/10/17	9/10/17	9/10/17	9/10/17	9/10/17	8/21/14	8/23/14	9/10/17	8/23/14	9/10/17	8/21/14	9/10/17		9/10/17

## 2018 GAME-BY-GAME STATISTICS

### PRESEASON

Opponent	Date	MIN	FGM	FGA	FG%	3PM	3PA	3P%	FTM	FTA	FT%	OR	DR	REB	AST	STL	BLK	TO	PF	PTS	+/-
vs. Dallas	5/7		NWT - Turkey																		
vs. Los Angeles	5/8		NWT - Turkey																		

### REGULAR SEASON

at Chicago	5/20	31:33	3	10	0.300	1	3	0.333	1	2	0.500	1	2	3	6	0	0	1	1	8	-4
vs. Minnesota	5/25	22:38	2	10	0.200	0	2	0.000	0	0	0.000	1	1	2	3	1	0	0	3	4	-5
vs. Dallas	5/29	24:07	3	5	0.600	1	2	0.500	0	0	0.000	0	0	0	6	0	0	1	5	7	-6
@ Indiana	6/2	30:46	3	6	0.500	0	1	0.000	1	1	1.000	3	2	5	4	0	0	3	1	7	7
vs. Phoenix	6/5	33:33	7	13	0.538	4	8	0.500	0	2	0.000	2	1	3	5	2	0	3	1	18	-2
vs. Connecticut	6/7	28:43	3	4	0.750	2	3	0.667	1	2	0.500	2	1	3	5	0	0	1	3	9	1
vs. Indiana	6/10	27:39	5	9	0.556	2	4	0.500	0	0	0.000	0	4	4	1	0	0	3	4	12	-10
vs. Las Vegas	6/13	23:58	4	8	0.500	1	4	0.250	0	1	0.000	1	1	2	2	3	0	5	2	9	-18
@ Minnesota	6/16	22:46	3	7	0.429	1	2	0.500	2	2	1.000	0	2	2	6	2	0	2	0	9	-2
vs. Atlanta	6/19	23:50	3	8	0.375	0	3	0.000	3	3	1.000	0	1	1	5	0	0	2	3	9	-1
@ Las Vegas	6/22	23:32	2	9	0.222	0	5	0.000	0	0	0.000	2	1	3	4	3	0	3	4	4	-8
@ Los Angeles	6/24	17:23	1	5	0.200	1	3	0.333	0	2	0.000	0	4	4	2	0	0	2	3	3	-29
vs. Phoenix	6/26	23:53	5	10	0.500	1	3	0.333	0	0	0.000	0	5	5	3	1	0	1	0	11	-5
@ Washington	6/28	18:36	2	5	0.400	0	0	0.000	0	1	0.000	0	1	1	1	1	0	1	1	4	-9
vs. Chicago	6/29	12:50	2	4	0.500	1	3	0.333	1	1	1.000	0	3	3	4	0	0	0	2	6	5
@ Chicago	7/1	20:53	4	7	0.571	2	4	0.500	0	0	0.000	0	4	4	2	1	0	0	0	10	1
vs. Seattle	7/3	26:14	6	9	0.667	3	5	0.600	1	1	1.000	0	3	3	2	0	0	4	3	16	-18
@ Washington	7/5	22:46	3	8	0.375	2	5	0.400	1	2	0.500	0	2	2	7	2	0	1	3	9	2
vs. Dallas	7/8	18:48	0	6	0.000	0	3	0.000	2	2	1.000	0	1	1	2	0	1	1	2	2	-2
@ Connecticut	7/11	20:46	2	8	0.250	1	6	0.167	0	0	0.000	1	2	3	1	1	0	2	5	5	2



GUARD

# #8 BRIA HARTLEY

5TH SEASON | CONNECTICUT '14 | NORTH BABYLON, N.Y. | 5-8 | BORN SEPTEMBER 30, 1992

**CAREER TRANSACTIONS:** Drafted No. 7 overall by the Seattle Storm in the 2014 WNBA Draft... Traded to the Washington Mystics on April 14, 2014... Traded to the New York Liberty on January 30, 2017 along with center Kia Vaughn in exchange for center Carolyn Swords... Re-signed with the Liberty as a restricted free agent on Feb. 9, 2018.

**CAREER HIGHLIGHTS:**

- Drafted in the 1st round, 7th overall by the Seattle Storm in 2014, and traded to the Washington Mystics on draft day.
- Named to the WNBA All-Rookie team in 2014
- Career .327 percent 3-point shooter, made a career-best 38 3-pointers in 2017, and shot a career-best .362 percent from three in 2016
- Averaged career-best 9.7 ppg and 3.1 apg during rookie season in 2014

**2017:** Appeared in all 34 games for the Liberty, making 24 starts... Averaged 7.8 ppg, 2.1 rpg and 2.1 apg... Finished the season ranked 22nd in the WNBA shooting .345 from 3-point range... Ranked 2nd on the Liberty with 38 made 3-pointers, the highest tally of her career... Averaged 10.8 ppg and scored in double figures 12 times over the final 17 games of the season, helping lead the Liberty to a 14-3 record over that stretch... Netted 15 points, including 2 3-pointers. Also had 5 assists and 2 rebounds in playoff game against Washington (9/10)... Scored 13 points, including 2 3-point shots. Grabbed 3 rebounds and handed out 2 assists in final regular-season game at Dallas (9/3)... Connected for 11 points, including a 3-point shot. Posted the highest +/- rating with 21 in a win over Chicago (8/27)... Against her former team, scored 10 points including a pair of 3-pointers. Grabbed 4 rebounds and handed out 3 assists in win over the Mystics (8/25)... Collected 12 points and 3 rebounds in road win over Indiana. Also put up 2 assists and 2 steals (8/23)... Dished out a season-high 6 assists. Managed 9 points, including 2 3-pointers, and 4 rebounds in win over Minnesota (8/20)... Hit a season-high 3 3-pointers to finish with 11 points, also posted 3 rebounds against Connecticut (8/18)... Matched a season-high 5 assists. Connected for 7 points in win over Los Angeles (8/13)... Reached 4-straight games in double figures, scoring 10 points with a couple of 3-pointers to go along with 2 assists in a win at Atlanta (8/11)... Managed 13 points to record her 3rd straight game scoring in double figures, her longest streak of the season, and longest such streak since 2014. Also had 3 rebounds and 2 assists against Indiana (8/8)... Scored 16 points, 1 shy of her season-high. Also had 3 rebounds and 3 assists at LA (8/4)... Matched her season-high with 17 points. Recorded a new season-high with 5 assists. Also managed 1 steal and 2 rebounds at San Antonio (8/1)... Matched her season-high with 17 points, going 3-of-3 from deep. Also managed 4 assists and 3 rebounds in win over Indiana (7/28)... Netted 10 points, including a pair of 3-pointers. Also had 3 rebounds against Connecticut (7/19)... Posted a team-high 15 points, including 3 3-pointers, to lead the Liberty in scoring for the 1st time. Was able to also collect 4 rebounds, 1 assist, 1 steal, and 1 block against Washington (7/16)... Finished with 5 points and also tied her career-high with 5 rebounds at Washington (6/29)... Scored double figures in back-to-back games for the 1st time this season. Finished with 13 points, shooting 5-of-7 from the floor. Also had a rebound, assist, and steal against Connecticut (6/23)... Scored a season-high 17 points, including a clutch erratic 3-pointer in OT at Dallas, eclipsing 10 points for the 3rd time over the previous 6 games (6/16)... Tied her season-high in scoring with 10 points, also tallied a season-high 3 steals against Seattle (6/11)... Finished the game with 10 points, a season-high, including a pair of 3-pointers against Dallas; also had 4 assists, 3 rebounds, and a career-best 2 blocks (6/2)... Had 3 assists and 4 rebounds in home opening win over San Antonio Stars (5/13).

**PERSONAL:** Born September 30, 1992... Parents are Dennis and Simone Hartley... Majored in communication sciences... Earned a Suffolk County Legislature proclamation for high academic achievement, community service and excellence in basketball... Son, Bryson Noah, born in January 2017.





GUARD

# #5 KIA NURSE

1ST SEASON | CONNECTICUT '18 | HAMILTON, CANADA | 6-0 | BORN FEBRUARY 22, 1996

	PTS	FGM	FGA	3FGM	3FGA	FTM	FTA	OREB	DREB	REB	AST	STL	TO	BLK	MIN
SEASON	34	8	16	3 (3x)	8	15	16	3 (2x)	6	9	4 (2x)	2 (4x)	4	1 (2x)	40
	@ IND	@ IND	@ IND	last vs. CON	@ IND	@ IND	@ IND	last vs. PHO	@ IND	@ IND	last @ CHI	last vs. CHI	@ IND	last @ IND	@ IND
	6/2/18	6/2/18	6/2/18	6/7/18	6/2/18	6/2/18	6/2/18	6/5/18	6/2/18	6/2/18	7/1/18	6/29/18	6/2/18	6/2/18	6/2/18
CAREER	34	8	16	3 (2x)	8	15	16	3 (2x)	6	9	4	2 (4x)	4	1 (2x)	40
	@ IND	@ IND	@ IND	last @ IND	@ IND	@ IND	@ IND	last vs. PHO	@ IND	@ IND	@ IND	last vs. CHI	@ IND	last @ IND	@ IND
	6/2/18	6/2/18	6/2/18	6/2/18	6/2/18	6/2/18	6/2/18	6/5/18	6/2/18	6/2/18	6/2/18	6/29/18	6/2/18	6/2/18	6/2/18

## 2018 GAME-BY-GAME STATISTICS

### PRESEASON

Opponent	Date	MIN	FGM	FGA	FG%	3PM	3PA	3P%	FTM	FTA	FT%	OR	DR	REB	AST	STL	BLK	TO	PF	PTS	+/-
vs. Dallas	5/7	6:34	2	6	.333	0	2	.000	6	7	.857	2	2	4	1	0	0	3	2	10	-1
vs. Los Angeles	5/8	23:13	7	13	.538	3	6	.500	2	4	.500	1	1	2	1	1	0	1	2	19	+2

### REGULAR SEASON

at Chicago	5/20	28:43	5	10	0.500	2	6	0.333	5	5	1.000	1	1	2	3	2	0	1	1	17	8
vs. Minnesota	5/25	34:02	4	12	0.333	3	6	0.500	3	3	1.000	1	4	5	2	0	1	1	2	14	-8
vs. Dallas	5/29	20:30	4	10	0.400	1	4	0.250	2	2	1.000	0	1	1	1	1	0	3	4	11	14
@ Indiana	6/2	40:25	8	16	0.500	3	8	0.375	15	16	0.938	3	6	9	4	2	1	4	2	34	10
vs. Phoenix	6/5	22:58	2	7	0.286	0	4	0.000	1	1	1.000	3	0	3	2	0	0	1	1	5	-4
vs. Connecticut	6/7	26:14	4	9	0.444	3	5	0.600	0	0	0.000	0	2	2	0	0	0	0	3	11	-4
vs. Indiana	6/10	28:10	3	5	0.600	2	4	0.500	2	4	0.500	0	2	2	3	0	0	0	3	10	4
vs. Las Vegas	6/13	18:16	1	7	0.143	1	4	0.250	0	0	0.000	0	1	1	3	0	0	0	4	3	-4
@ Minnesota	6/16	18:25	2	5	0.400	0	2	0.000	2	2	1.000	0	2	2	0	0	0	0	6	-6	
vs. Atlanta	6/19	28:23	4	12	0.333	1	6	0.167	2	4	0.500	0	3	3	1	1	0	1	2	11	0
@ Las Vegas	6/22	21:35	4	6	0.667	1	3	0.333	4	4	1.000	2	1	3	1	0	0	0	2	13	-10
@ Los Angeles	6/24	13:11	0	1	0.000	0	0	0.000	1	2	0.500	0	1	1	1	0	0	0	1	1	-4
vs. Phoenix	6/26	18:41	1	3	0.333	1	3	0.333	1	2	0.500	1	1	2	1	2	1	1	2	4	-4
@ Washington	6/28	21:44	2	6	0.333	0	4	0.000	1	1	1.000	1	2	3	2	0	0	2	1	5	-5
vs. Chicago	6/29	19:56	3	6	0.500	1	3	0.333	2	2	1.000	1	0	1	0	2	0	1	3	9	-3
@ Chicago	7/1	9:57	1	5	0.200	0	2	0.000	2	2	1.000	1	0	1	4	1	0	0	1	4	-1
vs. Seattle	7/3	12:01	0	1	0.000	0	0	0.000	0	0	0.000	0	2	2	1	0	0	0	0	0	-3
@ Washington	7/5	7:34	0	2	0.000	0	0	0.000	0	0	0.000	0	0	0	1	0	0	1	1	0	-4
vs. Dallas	7/8	12:20	2	7	0.286	1	4	0.250	1	2	0.500	1	0	1	0	0	0	0	2	6	9
@ Connecticut	7/11	14:40	1	4	0.250	0	2	0.000	0	0	0.000	0	0	0	1	0	0	0	2	2	-4



GUARD

# #5 KIA NURSE

---

1ST SEASON | CONNECTICUT '18 | HAMILTON, CANADA | 6-0 | BORN FEBRUARY 22, 1996

---

**CAREER TRANSACTIONS:** Selected by the New York Liberty in the First Round of the 2018 WNBA Draft, 10th overall selection.

**PERSONAL:** Named the 2018 WBCA and American Athletic Conference Defensive Player of the Year ... finished her collegiate career with more than 1,600 points and 400 assists while adding 185 steals and 395 rebounds ... a two-time CoSIDA Third Team Academic All-American ... a 2017 American Athletic Conference Second Team honoree ... named to the 2016 American Athletic Conference Third Team... a 2015 American Athletic Conference Freshman of the Year ... selected to the 2015 American Athletic Conference All-Freshman Team... a two-time NCAA Champions (2015, 2016)... scored a career high 33 points versus DePaul on December 1, 2016 ... netted a career-high nine threes versus Syracuse on March 20, 2017... averaged double-figures in points three out of her four seasons with the Huskies... shot over 50-percent from the floor as a senior... shot over 40-percent from three in three out of her four seasons at UConn.



# GUARD

## #10 EPIPHANNY PRINCE

9TH SEASON | RUTGERS | BROOKLYN, N.Y. | 5-9 | BORN JAN. 11, 1988

### YEAR-BY-YEAR AVERAGES

SEASON	TEAM	G	GS	MPG	FG%	3P%	FT%	OREB	DREB	RPG	APG	SPG	BPG	TO	PF	PPG
2010	CHI	34	2	19.6	.427	.338	.784	0.4	1.6	2.0	2.7	1.6	0.1	1.7	2.0	9.8
2011	CHI	34	27	29.4	.375	.373	.804	0.7	1.4	2.1	3.0	2.3	0.3	1.6	2.2	13.6
2012	CHI	26	25	30.0	.442	.407	.899	0.9	2.6	3.5	3.1	1.8	0.2	2.0	2.2	18.1
2013	CHI	31	31	30.0	.376	.396	.900	0.6	2.1	2.7	3.0	1.6	0.3	1.3	1.5	15.0
2014	CHI	26	24	32.3	.383	.327	.876	0.6	2.3	3.0	3.8	1.8	0.4	1.7	2.4	15.0
2015	NYL	24	23	28.6	.467	.356	.900	0.8	2.1	2.9	3.4	1.9	0.2	1.5	1.3	15.0
2016	NYL	6	0	13.9	.400	.364	1.000	0.2	1.3	1.5	0.7	0.3	0.0	0.3	1.3	5.2
2017	NYL	28	25	26.8	40.1	34.4	87.8	1.1	2.5	3.6	2.9	1.2	0.2	1.2	1.8	12.0
Career		209	157	27.4	40.7	37.0	86.4	0.7	2.0	2.7	3.0	1.8	0.2	1.6	1.9	13.7

### YEAR-BY-YEAR TOTALS

SEASON	TEAM	G	GS	MIN	FGM-A	3PM-A	FTM-A	OREB	DREB	REB	AST	STL	BLK	TO	PF	PTS
2010	CHI	34	2	665	117 - 274	24 - 71	76 - 97	14	54	68	92	55	5	60	67	334
2011	CHI	34	27	1001	162 - 432	50 - 134	90 - 112	23	48	71	102	79	13	57	76	464
2012	CHI	26	25	780	157 - 355	59 - 145	98 - 109	24	67	91	80	47	7	52	58	471
2013	CHI	31	31	930	148 - 394	61 - 154	108 - 120	18	66	84	93	51	12	43	45	465
2014	CHI	26	24	840	123 - 321	32 - 98	113 - 129	16	61	77	100	49	11	45	62	391
2015	NYL	24	23	686	136 - 291	26 - 73	63 - 70	19	51	70	82	47	5	38	32	361
2016	NYL	6	0	83	10 - 25	4 - 11	7 - 7	1	8	9	4	2	0	2	8	31
2017	NYL	28	25	751	116 - 289	33 - 96	72 - 82	32	69	101	81	35	7	35	50	337
Career		209	157	5735	969 - 2381	289 - 782	627 - 726	147	424	571	634	365	60	332	398	2854

### PLAYOFF YEAR-BY-YEAR AVERAGES

SEASON	TEAM	G	GS	MPG	FG%	3P%	FT%	OREB	DREB	RPG	APG	SPG	BPG	TO	PF	PPG
2013	CHI	2	2	33.5	.333	.286	1.000	0.0	1.5	1.5	0.5	1.5	0.0	0.0	3.0	14.5
2014	CHI	9	9	29.1	.296	.273	.800	1.0	2.4	3.4	2.1	1.5	0.7	1.4	2.7	9.2
2015	NYL	6	6	32.6	.359	.379	.750	0.7	2.2	2.8	3.0	1.1	0.3	1.8	1.7	13.2
2016	NYL	1	0	16.7	.500	.667	1.000	2.0	1.0	3.0	3.0	0.0	0.0	0.0	3.0	12.0
2017	NYL	1	1	34.6	44.4	28.6	100	0.0	5.0	5.0	2.0	1.0	0.0	2.0	1.0	12.0
Career		19	18	30.3	33.6	32.9	84.3	0.8	2.3	3.1	2.3	1.3	0.5	1.4	2.3	11.3

### PLAYOFF YEAR-BY-YEAR TOTALS

SEASON	TEAM	G	GS	MIN	FGM-A	3PM-A	FTM-A	OREB	DREB	REB	AST	STL	BLK	TO	PF	PTS
2013	CHI	2	2	67	8 - 24	2 - 7	11 - 11	0	3	3	1	3	0	0	6	29
2014	CHI	9	9	262	29 - 98	9 - 33	16 - 20	9	22	31	19	14	7	13	24	83
2015	NYL	6	6	196	28 - 78	11 - 29	12 - 16	4	13	17	18	7	2	11	10	79
2016	NYL	1	0	17	4 - 8	2 - 3	2 - 2	2	1	3	3	0	0	0	3	12
2017	NYL	1	1	35	4 - 9	2 - 7	2 - 2	0	5	5	2	1	0	2	1	12
Career		19	18	575	73 - 217	26 - 79	43 - 51	15	44	59	43	25	9	26	44	215



# GUARD

## #10 EPIPHANNY PRINCE

9TH SEASON | RUTGERS | BROOKLYN, N.Y. | 5-9 | BORN JAN. 11, 1988

	PTS	FGM	FGA	3FGM	3FGA	FTM	FTA	OREB	DREB	REB	AST	STL	TO	BLK	MIN
SEASON	21 (2x)	8 (2x)	14	4	7	4	6	2	3	4	5	2 (2x)	3		30
	last vs. CHI 6/29/18	last vs. CHI 6/29/18	@ CON 7/11/18	@ WAS 6/28/18	@ WAS 7/5/18	@ CHI 7/1/18	@ CHI 7/1/18	@ CON 7/11/18	@ WAS 7/5/18	@ CON 7/11/18	vs. CHI 6/29/18	last vs. CHI 6/29/18	@ LA 6/24/18	--	@ CHI 7/1/18
CAREER	33	12 (2x)	25	6 (2x)	11	12	13	4 (2x)	7 (3x)	9 (2x)	9 (2x)	6 (2x)	6 (2x)	2 (4x)	41
	@ ATL 6/02/12	last @ ATL 6/02/12	@ ATL 6/02/16	last @ PHO 5/27/13	@ CHI 9/11/13	@ CON 8/05/14	@ CON 8/05/14	last vs. LAS 8/13/17	last @ PHO 7/9/17	last @ PHO 7/9/17	last @ ATL 7/2/17	last @ CON 8/14/15	last @ ATL 6/02/12	last @ ATL 7/2/17	@ MIN 8/11/13
PLAYOFFS	26	11	16 (3x)	4	7 (2x)	7	7	3	5 (2x)	8	7	3 (3x)	4	3	44
	vs. WAS 9/18/15	vs. WAS 9/18/15	last vs. WAS 9/18/15	vs. IND 9/23/15	last vs. WAS 9/10/17	vs. IND 9/20/13	vs. IND 9/20/13	@ ATL 8/22/14	last vs. WAS 9/10/17	@ ATL 8/22/14	@ ATL 8/22/14	last @ PHO 9/9/14	vs. IND 9/29/15	@ IND 8/30/14	vs. WAS 9/18/15

### 2018 GAME-BY-GAME STATISTICS

#### PRESEASON

Opponent	Date	MIN	FGM	FGA	FG%	3PM	3PA	3P%	FTM	FTA	FT%	OR	DR	REB	AST	STL	BLK	TO	PF	PTS	+/-
vs. Dallas	5/7		NWT - Russia																		
vs. Los Angeles	5/8		NWT - Russia																		

#### REGULAR SEASON

at Chicago	5/20	DNT - Concussion																			
vs. Minnesota	5/25	DND - Concussion																			
vs. Dallas	5/29	DND - Concussion																			
@ Indiana	6/2	DNT - Concussion																			
vs. Phoenix	6/5	DND - Concussion																			
vs. Connecticut	6/7	DND - Concussion																			
vs. Indiana	6/10	DND - Concussion																			
v. Las Vegas	6/13	7:28	1	3	0.333	1	2	0.500	0	0	0.000	0	1	1	0	0	0	0	2	3	-11
@ Minnesota	6/16	14:09	3	5	0.600	1	2	0.500	1	1	1.000	1	1	2	2	0	0	2	1	8	-18
vs. Atlanta		DNP - Coach's Decision																			
@ Las Vegas	6/22	15:50	1	8	0.125	0	2	0.000	2	2	1.000	0	1	1	1	1	0	2	3	4	-7
@ Los Angeles	6/24	24:25	1	4	0.250	1	2	0.500	0	0	0.000	0	2	2	2	2	0	3	1	3	-22
vs. Phoenix	6/26	11:19	1	5	0.200	1	2	0.500	2	2	1.000	1	0	1	0	0	0	0	1	5	-16
@ Washington	6/28	24:03	8	13	0.615	4	6	0.667	1	1	1.000	1	2	3	2	1	0	0	2	21	-1
vs. Chicago	6/29	25:37	8	12	0.667	3	4	0.750	2	2	1.000	0	2	2	5	2	0	1	3	21	5
@ Chicago	7/1	30:04	2	10	0.200	0	2	0.000	4	6	0.667	1	2	3	4	1	0	2	3	8	-6
vs. Seattle	7/3	20:11	0	3	0.000	0	0	0.000	2	2	1.000	0	0	0	3	0	0	0	0	2	-13
@ Washington	7/5	25:04	3	11	0.273	3	7	0.429	2	2	1.000	0	3	3	1	1	0	0	2	11	-4
vs. Dallas	7/8	14:28	4	8	0.500	1	4	0.250	2	3	0.667	0	0	0	1	0	0	1	1	11	-17
@ Connecticut	7/11	27:11	6	14	0.429	3	5	0.600	0	0	0.000	2	2	4	1	1	0	2	2	15	9



# GUARD

# #10 EPIPHANNY PRINCE

9TH SEASON | RUTGERS | BROOKLYN, N.Y. | 5-9 | BORN JAN. 11, 1988

**CAREER TRANSACTIONS:** Selected by the Chicago Sky in the First Round of the 2010 WNBA Draft, seventh overall selection... Acquired from Chicago in exchange for Cappie Pondexter on Feb. 16, 2015.

#### CAREER HIGHLIGHTS:

- Second-Team All-WNBA selection in 2015
- Two-Time WNBA All-Star selection (2011, 2013)
- In 2011, led the WNBA in steals (79) and steals per game (2.3)
- Made at least 50 3-pointers in three of her five pro seasons
- Has 2,486 points over her six-year career
- Averaged double figures in scoring for five-straight seasons with a career-high of 18.1 ppg in 2012
- Named the Associated Press Comeback Player of the Year in 2017

**2017:** Appeared in 28 games, making 25 starts... Averaged 12.0 ppg, 3.6 rpg, 2.9 apg, and 1.3 spg... Led the Liberty in assists and steals and ranked 2nd in scoring... Finished the season ranked 15th in the WNBA in steals... Had 4 20-point games, with a season-high 24 in a win at Phoenix... Named the AP WNBA Comeback Player of the Year... Missed 6 games in June while competing for the Russian National Team in the 2017 EuroBasket Women Tournament in the Czech Republic... Named the WNBA Eastern Conference Player of the Week for the 5th time in her career on May 30... Connected on 2 3-pointers, finishing with 12 points. Also posted 5 rebounds and 2 assists against Washington (9/10)... Led all scorers with 20 points going 7-of-14 from the field. Posted 3 rebounds, 1 assist, and 1 block against Dallas (9/3)... Scored 16 points including 2 3-pointers, to lead the Liberty offensively in a win over San Antonio; marked her 5th straight game scoring in double figures, her longest streak of the season. Handed out 4 assists and collected 6 rebounds in 9th consecutive win (9/1)... Posted 11 points, 7 of which she scored within the first 4 minutes of the 3rd quarter. Also handed out 3 assists in 8th consecutive win, a victory over Chicago (8/27)... Recorded her 3rd 20-point game of the season. Knocked down a pair of 3-pointers and pulled down 4 rebounds in 7th consecutive win vs. Mystics (8/25)... Managed 11 points and 5 rebounds, shooting 3-of-4 from 3-point range, to propel Liberty to a road win against the Fever (8/23)... Finished with 15 points, including 2 3-point shots. Also managed 3 rebounds in home win over the Lynx (8/20)... Posted the highest +/- rating of all players with +18. Netted 18 points and grabbed 7 rebounds. Also had 5 assists in win over the Sparks (8/13)... Scored 12 points in win at Chicago, going 5-of-7 from the field. Also had 2 rebounds, 2 assists, and 1 steal (7/30)... Scored 19 points and went 8-of-15 from the floor. Managed 5 rebounds and tied her season-high of 4 steals against Minnesota (7/25)... Finished with 8 points and matched her career-high of 9 rebounds. Also dished out a team-high 4 assists at Phoenix (7/9)... Tallied 16 points, including a pair of 3-pointers. Also had 4 rebounds and 2 assists at Seattle (7/6)... Matched her career-high of 9 assists and had a season-high 2 blocks. Also scored 8 points in loss at Atlanta (7/2)... Scored 12 points and finished with a season-high 7 rebounds against Washington (6/29)... Saw action for the first time since May 30th. Scored 14 points, including a pair of 3-pointers. Also had a season-high 5 rebounds against Connecticut (6/23)... Scored 20+ points for the second time this season with 21 points, collected a season-high 4 steals -Liberty converted all of Prince's steals to points, also dished out 5 assists against LA (5/30)... Scored 19 points, dished out a season-high 7 assists, and pulled down a season-high 5 rebounds against Seattle (5/26)... Started for the 1st time since Sept. 29, 2015, scored the game-winning shot with 4.5 seconds left on the clock, netting a game-high 24 points and went 4-of-6 from deep against Phoenix; 1st time surpassing 20 points since Aug. 7, 2015 (5/23)... Collected 11 points, 2 assists, 2 steals, and 3 rebounds in season opening win over the San Antonio Stars (5/13).

**PERSONAL:** Epiphanny Prince is originally from Brooklyn, New York... She left Rutgers University a year early to play overseas... Prince holds the record for most points in a single high school basketball game with 113... Mother Kathy and Father Jerry were both in attendance at the 2010 WNBA Draft.



GUARD

# #14 SUGAR RODGERS

6TH SEASON | GEORGETOWN '13 | SUFFOLK, VA. | 5-9 | BORN DEC. 8, 1989

## YEAR-BY-YEAR AVERAGES

SEASON	TEAM	G	GS	MPG	FG%	3P%	FT%	OREB	DREB	RPG	APG	SPG	BPG	TO	PF	PPG
2013	MIN	28	0	7.6	.317	.313	.571	0.4	1.0	1.4	0.5	0.5	0.3	0.4	1.1	1.9
2014	NYL	34	0	16.6	.353	.289	.735	0.4	1.6	2.1	1.3	0.6	0.2	0.9	1.5	6.0
2015	NYL	33	5	18.7	.340	.320	.881	0.7	1.5	2.2	1.5	0.7	0.2	1.0	2.1	8.1
2016	NYL	33	33	30.5	.405	.413	.842	0.4	3.2	3.7	2.4	1.0	0.4	1.7	2.6	14.5
2017	NYL	33	15	25.6	.33.9	.34.2	.81.5	0.7	3.1	3.8	2.3	0.9	0.5	1.6	2.3	10.5
Career		161	53	20.2	36.1	35.3	82.0	0.5	2.1	2.7	1.6	0.8	0.3	1.2	2.0	8.4

## YEAR-BY-YEAR TOTALS

SEASON	TEAM	G	GS	MIN	FGM-A	3PM-A	FTM-A	OREB	DREB	REB	AST	STL	BLK	TO	PF	PTS
2013	MIN	28	0	212	19 - 60	10 - 32	4 - 7	11	29	40	14	15	9	12	32	52
2014	NYL	34	0	564	72 - 204	24 - 83	36 - 49	14	56	70	44	23	10	33	52	204
2015	NYL	33	5	618	84 - 247	41 - 128	59 - 67	23	50	73	48	24	7	33	70	268
2016	NYL	33	33	1008	156 - 385	86 - 208	80 - 95	14	107	121	79	35	15	59	87	478
2017	NYL	33	15	844	120 - 354	63 - 184	44 - 54	23	103	126	77	30	17	53	76	347
Career		161	53	3246	451 - 1250	224 - 635	223 - 272	85	345	430	262	127	58	190	317	1349

## PLAYOFF YEAR-BY-YEAR AVERAGES

SEASON	TEAM	G	GS	MPG	FG%	3P%	FT%	OREB	DREB	RPG	APG	SPG	BPG	TO	PF	PPG
2013	MIN	5	0	2.3	.250	.000	.500	0.2	0.0	0.2	0.0	0.0	0.0	0.0	0.6	0.6
2015	NYL	6	0	16.9	.372	.438	.875	0.8	0.8	1.7	2.5	1.0	0.3	1.5	1.7	8.8
2016	NYL	1	1	24.2	.444	.250	.667	0.0	2.0	2.0	3.0	0.0	0.0	0.0	2.0	11.0
2017	NYL	1	0	18.3	.37.5	.33.3	.0.0	0.0	3.0	3.0	3.0	1.0	0.0	2.0	2.0	8.0
Career		13	1	12.0	37.5	37.0	81.0	0.5	0.8	1.2	1.6	0.5	0.2	0.9	1.3	5.8

## PLAYOFF YEAR-BY-YEAR TOTALS

SEASON	TEAM	G	GS	MIN	FGM-A	3PM-A	FTM-A	OREB	DREB	REB	AST	STL	BLK	TO	PF	PTS
2013	MIN	5	0	11	1 - 4	0 - 1	1 - 2	1	0	1	0	0	0	0	3	3
2015	NYL	6	0	102	16 - 43	7 - 16	14 - 16	5	5	10	15	6	2	9	10	53
2016	NYL	1	1	24	4 - 9	1 - 4	2 - 3	0	2	2	3	0	0	0	2	11
2016	NYL	1	0	18	3 - 8	2 - 6	0 - 0	0	3	3	3	1	0	2	2	8
Career		13	1	155	24 - 64	10 - 27	17 - 21	6	10	16	21	7	2	11	17	75





GUARD

# #14 SUGAR RODGERS

6TH SEASON | GEORGETOWN '13 | SUFFOLK, VA. | 5-9 | BORN DEC. 8, 1989

	PTS	FGM	FGA	3FGM	3FGA	FTM	FTA	OREB	DREB	REB	AST	STL	TO	BLK	MIN
SEASON	16	5	10 (2x)	5	9	2 (2x)	4	2 (3x)	5	6	5	2 (3x)	4	2	27
	vs. IND	vs. IND	last @ LV	vs. IND	vs. IND	last @ WAS	@ WAS	last vs. DAL	@ CHI	@ CHI	@ LV	last vs. SEA	@ WAS	@ WAS	@ CHI
	6/10/18	6/10/18	6/22/18	6/10/18	6/10/18	7/5/18	7/5/18	7/8/18	5/20/18	5/20/18	6/22/18	7/3/18	6/28/18	6/28/18	5/20/18
CAREER	30	11	24	7	13	9 (2x)	10	4	7 (6x)	9	7	4 (5x)	5	3	45
	@ MIN	@ MIN	@ MIN	@ MIN	@ MIN	last vs. SEA	vs. SEA	vs. CHI	last vs. CHI	vs. LA	vs. SEA	last vs. SEA	vs. LAS	vs. SEA	@ DAL
	6/29/16	6/29/16	6/29/15	6/29/16	6/29/15	6/11/17	6/11/17	7/14/17	8/27/17	5/21/16	7/6/16	6/11/17	5/30/17	6/11/17	6/16/17
PLAYOFFS	20	6	12	4	6 (2x)	10	10	2	3	3 (2x)	5	2 (2x)	3	1 (2x)	26
	vs. WAS	@ WAS	vs. IND	vs. IND	last vs. WAS	vs. WAS	vs. WAS	@ WAS	va. WAS	last vs. WAS	vs. IND	last vs. WAS	vs. IND	last vs. IND	vs. WAS
	9/22/15	9/20/15	9/23/15	9/23/15	9/10/17	9/22/15	9/22/15	9/20/15	9/10/17	9/10/17	9/23/15	9/22/15	9/29/15	9/29/15	9/22/15

## 2018 GAME-BY-GAME STATISTICS

### PRESEASON

Opponent	Date	MIN	FGM	FGA	FG%	3PM	3PA	3P%	FTM	FTA	FT%	OR	DR	REB	AST	STL	BLK	TO	PF	PTS	+-
vs. Dallas	5/7	8:20	3	7	.429	2	5	.400	0	0	-	0	2	2	3	1	0	2	3	8	8
vs. Los Angeles	5/8	17:23	2	6	.333	1	2	.500	0	0	-	0	1	1	1	0	0	1	2	5	2

### REGULAR SEASON

at Chicago	5/20	26:57	2	7	0.286	2	5	0.400	0	0	0.000	1	5	6	2	2	0	0	6	6	-10
vs. Minnesota	5/25	DND - Left Knee Sprain																			
vs. Dallas	5/29	DND - Left Knee Sprain																			
@ Indiana	6/2	DND - Left Knee Sprain																			
vs. Phoenix	6/5	15:33	1	5	0.200	1	4	0.250	0	0	0.000	0	2	2	2	1	0	2	2	3	-6
vs. Connecticut	6/7	3:13	0	0	0.000	0	0	0.000	0	0	0.000	0	0	0	0	0	0	1	2	0	-2
vs. Indiana	6/10	15:27	5	10	0.500	5	9	0.556	1	2	0.500	1	2	3	2	0	0	0	1	16	5
vs. Las Vegas	6/13	9:36	1	3	0.333	0	2	0.000	0	0	0.000	2	2	4	0	0	1	1	0	2	-11
@ Minnesota	6/16	19:12	1	4	0.250	1	4	0.250	0	0	0.000	0	4	4	2	1	0	0	1	3	5
vs. Atlanta	6/19	14:31	1	5	0.200	1	4	0.250	2	2	1.000	0	3	3	1	1	0	1	6	5	8
@ Las Vegas	6/22	24:10	4	10	0.400	2	5	0.400	0	0	0.000	1	4	5	5	1	0	2	1	10	-3
@ Los Angeles	6/24	18:12	2	5	0.400	1	3	0.333	0	0	0.000	0	1	1	0	0	0	0	5	-14	
vs. Phoenix	6/26	18:41	3	6	0.500	2	4	0.500	0	0	0.000	1	0	1	0	0	0	0	4	8	-3
@ Washington	6/28	25:57	2	8	0.250	1	6	0.167	0	0	0.000	0	4	4	4	0	2	4	1	5	3
vs. Chicago	6/29	14:23	1	6	0.167	0	2	0.000	0	0	0.000	2	2	4	3	2	0	1	1	2	-9
@ Chicago	7/1	16:57	1	3	0.333	1	3	0.333	0	0	0.000	1	2	3	1	0	0	1	1	3	6
vs. Seattle	7/3	9:52	1	3	0.333	1	2	0.500	0	0	0.000	0	0	0	1	2	0	1	0	3	1
@ Washington	7/5	14:47	1	6	0.167	0	3	0.000	2	4	0.500	1	2	3	1	0	0	0	1	4	-19
vs. Dallas	7/8	18:40	2	8	0.250	1	5	0.200	1	2	0.500	2	1	3	3	0	0	0	1	6	-3
@ Connecticut	7/11	7:32	1	1	1.000	0	0	0.000	0	0	0.000	0	1	1	0	0	0	0	1	2	-7



GUARD

# #14 SUGAR RODGERS

6TH SEASON | GEORGETOWN '13 | SUFFOLK, VA. | 5-9 | BORN DEC. 8, 1989

**CAREER TRANSACTIONS:** Selected by the Minnesota Lynx in the Second Round of the 2013 WNBA Draft, 14th overall selection... Acquired from Minnesota in exchange for the rights to swap 2015 third round draft picks on April 16, 2014.

## CAREER HIGHLIGHTS:

- Selected in the 2nd Round of the 2013 Draft by Minnesota.
- Named a WNBA All-Star for the 1st time in her career, representing the Eastern Conference in 2017 in Seattle
- Named the WNBA Sixth Woman of the Year in 2017
- In 2016, ranked 14th in the WNBA in scoring, averaging 14.5 ppg, and finished 2nd with 86 made 3-pointers and 5th shooting .413 from 3-point range in 2016.
- Has 11-career 20+ point scoring performances, including one in the playoffs.
- Scored a career-high 30 points in overtime win at Minnesota on June 29, 2016, tying the Liberty single-game record with 7 3-pointers.
- Saw her scoring average improve over each of her first four seasons in the WNBA.
- Set a new Liberty single-season record for made 3-pointers in a single-season with 86 in 2016 (Old record was 78 – Shameka Christon in 2011).
- Finished 3rd in the 2016 Most Improved Player voting after seeing her scoring average increase from 8.1 ppg to 14.5 ppg year over year.
- Ranks 8th in New York Liberty history with 214 3-point field goals

**2017:** Appeared in 33 games making 15 starts... Averaged 10.5 ppg and a career-best 3.8 rpg... Led the Liberty with 63 3-pointers and shot 34.4 percent from 3-point range... Named a WNBA Eastern Conference All-Star for the 1st time in her career... Named the 2017 WNBA 6th Woman of the Year... Named the AP WNBA 6th Woman of the Year... Posted 8 points and 3 rebounds in playoff game against Washington (9/10)... Scored 7 points in home-win over Chicago. Posted a new season-high with 6 assists. Matched her season-high with 7 rebounds (8/27)... Put up a game-high 16 points all in the 1st half. Also collected a season-high 7 rebounds against Indiana (8/23)... Sunk 5 baskets, including 3 3-pointers for 13 points. Also pulled down 5 rebounds in win over Connecticut (8/18)... Nailed a pair of 3-pointer to reach double figures with 12 points, also recording 3 assists, in a road win over Atlanta (8/11)... Hit 4-3 pointers for the 2nd consecutive game. Finished with 16 points and 5 rebounds. Managed 3 assists 1 steal and 1 block against San Antonio (8/1)... Hit 4 3-pointers, her highest since June 16th, to finish with 14 points. Dished out 3 assists and managed 1 steal in win at Chicago (7/30)... Finished with 9 points and hit a pair of clutch free throws with 11.2 to play in the 4th quarter to seal a comeback win at Indiana (7/28)... Scored 8 points, including a pair of 3-point shots in win over Connecticut. Also had a season-high 7 rebounds and 1 assist (7/19)... Delivered 14 points, including 3 3-pointers from off the bench. Also managed a team-high 5 assists and 4 rebounds against Washington (7/16)... Scored 14 points and had 3 rebounds. Also has 3 steals and 2 assists against Phoenix (7/9)... Finished with 8 points, 4 rebounds, and 3 assists in a win at Seattle (7/6)... Scored all 11 points in the 4th quarter, 9 of which came from 3 consecutive 3-pointers. Also matched her season-high with 7 rebounds against Atlanta (7/2)... Finished with 13 points, including 3 3-pointers. Also pulled down 3 rebounds and dished out an assist against Connecticut (6/23)... Drained 5 3-pointers to finish with 19 points, and converted a pair of free-throws that gave Liberty the lead in OT at Dallas, also had 5 rebounds (6/16)... Scored 12 points with a pair of 3-pointers, all of which came from the second half, and also had 4 rebounds and 2 assists against Connecticut (6/14)... Tied her season-high in scoring with 21 points, going 9-of-10 from the free throw line, recorded a career-high 3 blocks, and a season-high 5 assists against Seattle (6/11)... In win over Atlanta Dream finished with 16 points, including 3 3-pointers and also had 5 rebounds (6/7)... Shot 3-of-5 from 3-point range to finish with 13 points and 3 assists against the Sparks (5/30)... Scored season-high 21 points, going 6-of-11 from deep, an also tied her career-high of 2 blocks against Seattle (5/26)... In win over Mercury, had 8 points and 2 blocks, 1 of which sealed the Liberty's win with 2 seconds to play (5/23)... Scored 19 of her game-high 20 points in the first half, hitting 4 3-pointers, and pulled down 7 rebounds against the Lynx (5/18)... Scored 7 points and pulled down 5 rebounds against the San Antonio Stars in season opener (5/13).

**PERSONAL:** Full name is Ta'Shauna Rodgers, but goes exclusively by "Sugar"... Born in Suffolk, Virginia... A McDonald's All-American who participated in the three-point competition placing second at the annual game... Three-time Tidewater Conference Player of the Year... Earned team MVP honors all four seasons at King's Fork High School... Virginia First Team All-State honoree... Won Southeastern District Regular Season and Tournament MVP awards her senior year... Four-time all-district selection... Nike Nationals MVP and 2007 AAU U-16 MVP playing for coach Boo Williams... Ranked 26th overall on HoopGurlz.com's top 100 ranking and fifth out of the shooting guards... Was the ninth-ranked player in the nation by slamonline.com and 20th by Mike Flynn's Blue Star Report... Scored 49 points in a game her senior season... Holds school records in career points, rebounds, assists and blocks.



CENTER

# #41 KIAH STOKES

4TH SEASON | CONNECTICUT '15 | CEDAR RAPIDS, IOWA | 6-3 | BORN MARCH 30, 1993

YEAR-BY-YEAR AVERAGES																
SEASON	TEAM	G	GS	MPG	FG%	3P%	FT%	OREB	DREB	RPG	APG	SPG	BPG	TO	PF	PPG
2015	NYL	34	6	25.4	.547	.000	.688	1.8	4.7	6.4	0.8	0.7	1.9	1.0	2.2	5.8
2016	NYL	27	0	24.1	.641	.000	.627	2.3	5.1	7.4	0.7	0.6	1.4	1.1	2.9	6.9
2017	NYL	34	12	19.6	.53.1	0.0	.79.6	2.3	4.0	6.3	0.9	0.3	1.1	1.1	2.8	4.8
Career		95	18	22.9	57.1	0.0	70.2	2.1	4.6	6.7	0.8	0.6	1.5	1.1	2.6	5.8

YEAR-BY-YEAR TOTALS																
SEASON	TEAM	G	GS	MIN	FGM-A	3PM-A	FTM-A	OREB	DREB	REB	AST	STL	BLK	TO	PF	PTS
2015	NYL	34	6	862	82 - 150	0 - 2	33 - 48	60	159	219	26	24	67	37	76	197
2016	NYL	27	0	650	75 - 117	0 - 0	37 - 59	63	138	201	20	18	38	30	77	187
2017	NYL	34	12	666	60 - 113	0 - 1	43 - 54	77	137	214	30	12	39	40	94	163
Career		95	18	2178	217 - 380	0 - 3	113 - 161	200	434	634	76	54	144	107	247	547

PLAYOFF YEAR-BY-YEAR AVERAGES																
SEASON	TEAM	G	GS	MPG	FG%	3P%	FT%	OREB	DREB	RPG	APG	SPG	BPG	TO	PF	PTS
2015	NYL	6	0	26.2	.472	.000	.857	3.0	5.2	8.2	0.0	0.8	1.3	1.1	1.5	6.7
2016	NYL	1	0	10.2	.333	.000	.500	0.0	2.0	2.0	0.0	1.0	0.0	1.0	2.0	3.0
2017	NYL	1	0	16.3	.33.3	0.0	0.0	0.0	3.0	3.0	0.0	0.0	1.0	0.0	2.0	2.0
Career		8	0	23.0	45.2	0.0	77.8	2.3	4.5	6.8	0.0	0.8	1.1	1.0	1.6	5.6

PLAYOFF YEAR-BY-YEAR TOTALS																
SEASON	TEAM	G	GS	MPG	FG%	3P%	FT%	OREB	DREB	RPG	APG	SPG	BPG	TO	PF	PTS
2015	NYL	6	0	157	17 - 36	0 - 0	6 - 7	18	31	49	0	5	8	7	9	40
2016	NYL	1	0	10	1 - 3	0 - 0	1 - 2	0	2	2	0	1	0	1	2	3
2017	NYL	1	0	16	1 - 3	0 - 0	0 - 0	0	3	3	0	0	1	0	2	2
Career		8	0	184	19 - 42	0 - 0	7 - 9	18	36	54	0	6	9	8	13	45



CENTER

# #41 KIAH STOKES

4TH SEASON | CONNECTICUT '15 | CEDAR RAPIDS, IOWA | 6-3 | BORN MARCH 30, 1993

	PTS	FGM	FGA	3FGM	3FGA	FTM	FTA	OREB	DREB	REB	AST	STL	TO	BLK	MIN
SEASON	6	3	6					4	9	12	2	2 (2x)	3 (2x)	3	25
	vs. ATL 6/19/18	vs. ATL 6/19/18	vs. CHI 6/29/18	--	--	--	--	vs. CHI 6/29/18	@ IND 6/2/18	@ IND 6/2/18	vs. PHO 6/26/18	last vs. PHO 6/26/18	last vs. PHO 6/26/18	vs. LV 6/13/18	@ IND 6/2/18
CAREER	23	6 (5x)	10		1 (3x)	11	12	7 (2x)	14	17	4 (2x)	4	5 (2x)	8	38
	vs. PHO 6/4/17	last vs. PHO 6/4/17	vs. PHO 6/4/17	--	last @ SEA 5/26/17	vs. PHO 6/4/17	vs. PHO 6/4/17	last @ PHO 7/9/17	vs. ATL 6/7/17	vs. ATL 6/7/17	last vs. SAS 9/1/17	vs. ATL 9/1/15	last @ IND 8/23/17	vs. CON 7/16/15	vs. ATL 6/22/16
PLAYOFFS	21	9	11			3 (2x)	4	5	8 (2x)	13		1 (6x)	2 (3x)	3	30
	vs. IND 9/23/15	vs. IND 9/23/15	vs. IND 9/23/15	--	--	last vs. IND 9/23/15	vs. WAS 9/18/15	vs. WAS 9/22/15	last @ IND 9/27/15	vs. WAS 9/22/15	--	last vs. PHO 9/24/16	last vs. WAS 9/10/17	vs. IND 9/23/15	vs. WAS 9/22/15

## 2018 GAME-BY-GAME STATISTICS

### PRESEASON

Opponent	Date	MIN	FGM	FGA	FG%	3PM	3PA	3P%	FTM	FTA	FT%	OR	DR	REB	AST	STL	BLK	TO	PF	PTS	+/-
vs. Dallas	5/7	NWT - Left foot																			
vs. Los Angeles	5/8	NWT - Left foot																			

### REGULAR SEASON

at Chicago	5/20	DND - Left foot																			
vs. Minnesota	5/25	16:37	2	3	0.667	0	0	0.000	0	0	0.000	2	0	2	0	0	1	0	1	4	7
vs. Dallas	5/29	16:04	1	1	1.000	0	0	0.000	0	0	0.000	2	4	6	0	0	0	0	3	2	-15
@ Indiana	6/2	25:46	1	2	0.500	0	0	0.000	0	0	0.000	3	9	12	0	0	0	2	5	2	-2
vs. Phoenix	6/5	DNP - Left foot																			
vs. Connecticut	6/7	DND - Left foot																			
vs. Indiana	6/10	DND - Left foot																			
vs. Las Vegas	6/13	11:28	0	2	0.000	0	0	0.000	0	0	0.000	0	1	1	0	0	3	0	3	0	-9
@ Minnesota	6/16	10:57	1	3	0.333	0	0	0.000	0	0	0.000	1	0	1	0	1	1	3	2	2	-16
vs. Atlanta	6/19	10:28	3	4	0.750	0	0	0.000	0	0	0.000	0	2	2	0	2	0	1	1	6	6
@ Las Vegas	6/22	11:58	0	1	0.000	0	0	0.000	0	0	0.000	2	4	6	0	1	0	0	2	0	1
@ Los Angeles	6/24	5:36	0	0	0.000	0	0	0.000	0	0	0.000	0	3	3	0	0	0	0	1	0	-3
vs. Phoenix	6/26	15:21	1	3	0.333	0	0	0.000	0	0	0.000	1	3	4	2	2	0	3	4	2	-3
@ Washington	6/28	6:14	0	0	0.000	0	0	0.000	0	0	0.000	1	1	2	0	0	0	0	1	0	-8
vs. Chicago	6/29	12:58	2	6	0.333	0	0	0.000	0	0	0.000	4	1	5	0	0	0	1	3	4	-2
@ Chicago	7/1	13:44	2	2	1.000	0	0	0.000	0	0	0.000	0	2	2	0	1	0	1	4	4	-5
vs. Seattle	7/3	7:44	0	1	0.000	0	0	0.000	0	0	0.000	3	3	6	0	0	0	0	0	0	-2
@ Washington	7/5	17:08	2	3	0.667	0	0	0.000	0	0	0.000	0	5	5	0	0	0	0	3	4	-9
vs. Dallas	7/8	14:01	1	2	0.500	0	0	0.000	0	0	0.000	0	3	3	0	0	0	0	0	2	7
@ Connecticut	7/11	8:44	1	2	0.500	0	0	0.000	0	0	0.000	0	2	2	0	0	1	1	1	2	2



CENTER

# #41 KIAH STOKES

4TH SEASON | CONNECTICUT '15 | CEDAR RAPIDS, IOWA | 6-3 | BORN MARCH 30, 1993

**CAREER TRANSACTIONS:** Selected by the New York Liberty in the First Round of the 2015 WNBA Draft, 11th overall selection.

**CAREER HIGHLIGHTS:**

- Named to the 2015 WNBA All-Rookie Team
- Named to the 2015 WNBA All-Defensive Second Team
- WNBA Rookie of the Month for August 2015
- Career-high and Liberty single-game record eight blocks against Connecticut on July 16
- Ranks 3rd in New York Liberty history with 144-career blocked shots
- Ranks 10th in New York Liberty history with 634-career rebounds
- Finished the 2016 season ranked 6th in the WNBA in blocks (1.4 bpg) and 7th in rebounds (7.4 rpg)

**2017:** Appeared in 34 games making 12 starts at center. . . Averaged 4.8 ppg, 6.3 rpg, and 1.2 bpg. . . Led the Liberty in blocked shots and ranked 2nd on the team in rebounding. . . Finished the season ranked 11th in the WNBA in blocks and 17th in rebounding. . . Collected 3 rebounds and 2 points against Washington in the WNBA Playoffs (9/10). . . Knocked down 2 points and grabbed 7 rebounds. Also managed 2 assists, 2 blocks, and 1 steal at Dallas (9/3). . . Went 3-4 from the floor to finish with 6 points in a win over San Antonio. Set a new season-high, and matched her career-high with 4 assists. Also matched season-high with 3 blocks (9/1). . . Finished with her 4th double-double of the season scoring 10 points and pulling down 10 rebounds. Achieved a new season-high with 2 steals in win over Chicago (8/27). . . Came off the bench to score 12 points, her 4th game in double figures of the season, going 5-6 from the field. Pulled down 4 rebounds against Indiana (8/8). . . Managed 10 points and 16 rebounds, 1 short of her career-high, to post her 3rd double-double of the season in win at Chicago. Also had 3 blocks and 1 steal to tie both of her season-highs (7/30). . . Scored 6 points, going 4-4 from the free-throw line. Pulled down double-digit rebounds with 10. Also had 2 blocks in win over Indiana (7/28). . . In her 23 minutes of play posted a 17 +/- rating. Scored 4 points, collected 6 rebounds, and blocked two shots (7/19). . . Posted double-digit rebounds with 10. Also scored 5 points and had 3 blocks against Washington (7/16). . . Collected double digit rebounds for the first time since she recorded her career-high. Finished with 12 rebounds and 2 points in Phoenix (7/9). . . Scored 4 points and grabbed 3 rebounds at Seattle (7/6). . . In win over Seattle Storm scored 8 points and had 6 rebounds, also matched a season-high with 3 blocks (6/11). . . Had a career-high 17 rebounds with 9 coming from the first quarter, and also finished with 7 points, 2 blocks, and 3 assists in a win over Atlanta (6/7). . . Smashed her previous career-high, finishing with 23 points in a win over the Mercury; shot 11-of-12 from the free-throw line, also had 14 rebounds, 1 shy of her career-high, and 2 blocks (6/4). . . Finished with a new career-high of 15 rebounds, with 7 on the offensive glass, and also tied career high of 13 points shooting 6-of-8 from the field in win against Dallas (6/2). . . Had 2 rebounds, 1 assist, and a blocked shot against the Sparks (5/30). . . Pulled down season-high 8 rebounds, swatted away 3 shots, and scored 2 points against Seattle (5/26). . . Grabbed 7 rebounds, 3 points, and 2 assists in first road game against Phoenix (5/23). . . Posted 6 points and 3 rebounds in game versus Minnesota (5/18). . . In season opening win over the Stars collected 4 rebounds, 2 assists, and 2 points (5/13).

**PERSONAL:** Born on March 30, 1993 . . . Mother Julie Saddler and father Greg Stokes . . . Father was an All-American basketball player at the University of Iowa, played for the Philadelphia 76ers and won gold with the 1983 USA Pan American Games Team. Psychology major . . . Averaged 25.0 points, 14.8 rebounds and 5.1 blocks per game in her final year at Linn-Mar High School . . . Named to the 2010 United State Women's Youth Olympic Games Team.



CENTER

# #7 KIA VAUGHN

10TH SEASON | RUTGERS '09 | BRONX, N.Y. | 6-4 | BORN JANUARY 24, 1987

## YEAR-BY-YEAR AVERAGES

SEASON	TEAM	G	GS	MPG	FG%	3P%	FT%	OREB	DREB	RPG	APG	SPG	BPG	TO	PF	PPG
2009	NYL	34	1	11.6	.493	.000	.500	1.0	1.6	2.6	0.2	0.1	0.0	0.9	1.7	4.8
2010	NYL	30	0	8.1	.348	1.00	.650	0.5	0.9	1.4	0.3	0.2	0.2	0.6	1.5	2.1
2011	NYL	34	34	28.1	.497	.000	.786	2.8	3.9	6.7	1.1	1.1	0.7	1.7	2.9	10.1
2012	NYL	31	17	22.9	.430	.000	.656	1.5	3.4	5.0	0.9	0.5	0.8	1.0	2.5	6.4
2013	WAS	34	15	20.0	.425	.000	.761	1.5	3.7	5.2	0.6	0.7	1.0	1.5	2.3	6.9
2014	WAS	33	33	24.1	.458	.000	.634	1.8	4.5	6.3	1.2	0.9	0.4	1.4	2.3	9.0
2015	WAS	20	1	17.8	.451	.000	.667	1.1	3.1	4.2	1.0	0.3	0.3	1.2	2.1	5.7
2016	WAS	34	4	19.8	.503	.000	.750	1.2	3.1	4.3	0.6	0.5	0.5	0.9	1.4	6.3
2017	NYL	28	22	19.6	.536	.000	.583	1.9	3.0	4.9	0.7	0.4	0.3	0.8	2.0	5.8
Career		278	127	19.3	.466	.167	.678	1.5	3.0	4.5	0.7	0.6	0.5	1.2	2.1	6.4

## YEAR-BY-YEAR TOTALS

SEASON	TEAM	G	GS	MIN	FGM-A	3PM-A	FTM-A	OREB	DREB	REB	AST	STL	BLK	TO	PF	PTS
2009	NYL	34	1	396	73 - 148	0 - 2	17 - 34	35	53	88	8	6	3	32	57	163
2010	NYL	30	0	243	24 - 69	1 - 1	13 - 20	15	27	42	10	6	6	18	44	62
2011	NYL	34	34	955	149 - 300	0 - 0	44 - 56	96	131	227	39	40	25	61	97	342
2012	NYL	31	17	710	89 - 207	0 - 0	21 - 32	48	106	154	27	16	25	31	76	199
2013	WAS	34	15	680	99 - 233	0 - 1	35 - 46	50	126	176	22	24	37	52	78	233
2014	WAS	33	33	795	135 - 295	0 - 2	26 - 41	60	147	207	39	31	15	47	75	296
2015	WAS	20	1	355	46 - 102	0 - 0	22 - 33	22	62	84	20	7	7	25	41	114
2016	WAS	34	4	672	97 - 193	0 - 0	21 - 28	41	106	147	21	20	18	32	49	215
2017	NYL	28	22	549	74 - 138	0 - 0	14 - 24	54	83	137	20	12	11	23	55	162
Career		278	127	5356	786 - 1685	1 - 6	213 - 314	421	841	1262	206	162	147	321	572	1786

## PLAYOFF YEAR-BY-YEAR AVERAGES

SEASON	TEAM	G	GS	MPG	FG%	3P%	FT%	OREB	DREB	RPG	APG	SPG	BPG	TO	PF	PTS
2010	NYL	5	0	15.6	.625	.000	.462	1.0	2.0	3.0	0.6	0.0	0.6	1.0	1.8	5.2
2011	NYL	3	3	26.0	.571	.000	.900	2.0	4.3	6.3	1.3	1.0	0.3	1.0	1.7	8.3
2012	NYL	2	0	22.5	.417	.000	1.00	3.0	5.5	8.5	1.0	0.0	0.5	1.5	2.5	5.5
2013	WAS	3	3	24.9	.462	.000	.000	0.7	4.3	5.0	0.7	0.6	0.6	1.3	3.0	8.0
2014	WAS	2	2	23.0	.300	.000	.500	1.5	3.5	5.0	0.5	0.5	0.0	2.0	3.5	3.5
2015	WAS	3	0	16.6	.538	.000	.833	1.3	3.0	4.3	0.3	0.0	0.0	0.6	1.3	6.3
2017	NYL	1	1	14.8	0.0	0.0	0.0	1.0	4.0	5.0	0.0	0.0	0.0	2.0	0.0	0.0
Career		10	3	20.1	54.8	0.0	66.7	1.7	3.4	5.1	0.9	0.3	0.5	1.1	1.9	6.2

## PLAYOFF YEAR-BY-YEAR TOTALS

SEASON	TEAM	G	GS	MIN	FGM-A	3PM-A	FTM-A	OREB	DREB	REB	AST	STL	BLK	TO	PF	PTS
2010	NYL	5	0	78	10 - 16	0 - 0	6 - 13	5	10	15	3	0	3	5	9	26
2011	NYL	3	3	78	8 - 14	0 - 0	9 - 10	6	13	19	4	3	1	3	5	25
2012	NYL	2	0	45	5 - 12	0 - 0	1 - 1	6	11	17	2	0	1	3	5	11
2013	WAS	3	3	75	12 - 26	0 - 0	0 - 0	2	13	15	2	2	2	4	9	24
2014	WAS	2	2	46	3 - 10	0 - 0	1 - 2	3	7	10	1	1	0	4	7	7
2015	WAS	3	0	50	7 - 13	0 - 1	5 - 6	4	9	13	1	0	0	2	4	19
2017	NYL	1	1	15	0 - 2	0 - 0	0 - 0	1	4	5	0	0	0	2	0	0
Career		19	9	386	45 - 93	0 - 1	22 - 32	27	67	94	13	6	7	23	39	112





CENTER

#7 KIA VAUGHN

10TH SEASON | RUTGERS '09 | BRONX, N.Y. | 6-4 | BORN JANUARY 24, 1987

	PTS	FGM	FGA	3FGM	3FGA	FTM	FTA	OREB	DREB	REB	AST	STL	TO	BLK	MIN
SEASON	16	6	9	--	--	4 (2x)	7	5	6	11	3 (2x)	3	4	1 (4x)	31
	@ WAS	@ WAS	vs. ATL	--	--	last @ CHI	last @ CHI	@ CHI	@ CHI	@ CHI	last @ CON	vs. ATL	vs. IND	last vs. CHI	@ WAS
	6/28/18	6/28/18	6/19/18			7/1/18	7/1/18	7/1/18	7/1/18	7/1/18	7/11/18	6/19/18	6/10/18	6/29/18	6/28/18
CAREER	24	12	16	1	1 (6x)	6	7 (2x)	9	11	13	6	4 (2x)	6	4	38
	@ TUL	@ TUL	@ IND	@ CHI	last @ MIN	vs. CT	last @ CHI	vs. ATL	vs. NY	@ MIN	@ NY	last vs. IND	@ CT	vs. DAL	@ SEA
	6/23/11	6/23/11	8/8/14	6/8/10	6/20/14	9/13/13	7/1/18	6/24/12	9/15/13	6/20/14	7/29/14	6/6/14	6/14/16	5/18/16	6/22/14
PLAYOFFS	13	6	12	--	1	6	6 (2x)	4	7 (3x)	9 (2x)	3	3	3 (3x)	2 (2x)	27 (3x)
	vs. IND	@ ATL	@ ATL	--	@ NY	vs. IND	last vs. IND	@ CT	last @ NY	last @ NY	vs. IND	vs. IND	last vs. IND	last @ ATL	last @ IND
	9/1/10	9/19/13	9/19/13		9/18/15	9/17/11	9/17/11	9/27/12	9/22/15	9/22/15	9/17/11	9/17/11	8/23/14	9/19/13	8/21/14

2018 GAME-BY-GAME STATISTICS

PRESEASON																					
Opponent	Date	MIN	FGM	FGA	FG%	3PM	3PA	3P%	FTM	FTA	FT%	OR	DR	REB	AST	STL	BLK	TO	PF	PTS	+/-
vs. Dallas	5/7	NWT - Turkey																			
vs. Los Angeles	5/8	NWT - Turkey																			
REGULAR SEASON																					
at Chicago	5/20	NWT - Turkey																			
vs. Minnesota	5/20	NWT - Turkey																			
vs. Dallas	5/29	13:56	1	3	0.333	0	0	0.000	0	0	0.000	1	1	2	0	2	0	1	2	2	6
@ Indiana	6/2	9:05	0	0	0.000	0	0	0.000	0	0	0.000	0	1	1	0	0	0	1	0	0	5
vs. Phoenix	6/5	19:54	1	5	0.200	0	0	0.000	0	0	0.000	1	4	5	0	1	0	0	3	2	-8
vs. Connecticut	6/7	17:54	3	5	0.600	0	0	0.000	2	3	0.667	1	3	4	3	1	0	2	2	8	3
vs. Indiana	6/10	23:44	2	4	0.500	0	0	0.000	0	0	0.000	1	0	1	2	2	1	4	3	4	-1
vs. Las Vegas	6/13	25:13	3	6	0.500	0	0	0.000	1	2	0.500	0	4	4	1	0	0	0	1	7	-2
@ Minnesota	6/16	12:40	2	3	0.667	0	0	0.000	0	0	0.000	0	2	2	0	2	0	3	4	4	2
vs. Atlanta	6/19	28:03	2	9	0.222	0	0	0.000	0	0	0.000	4	5	9	0	3	0	2	3	4	6
@ Las Vegas	6/22	20:35	4	7	0.571	0	0	0.000	0	0	0.000	3	3	6	0	0	1	1	4	8	-3
@ Los Angeles	6/24	14:08	1	2	0.500	0	0	0.000	0	0	0.000	0	5	5	1	0	0	1	0	2	-8
vs. Phoenix	6/26	10:22	1	1	1.000	0	0	0.000	0	0	0.000	1	1	2	0	0	0	1	2	2	-14
@ Washington	6/28	31:02	6	8	0.750	0	0	0.000	4	4	1.000	2	4	6	2	0	1	1	2	16	2
vs. Chicago	6/29	17:45	4	6	0.667	0	0	0.000	1	2	0.500	1	3	4	0	1	1	1	1	9	6
@ Chicago	7/1	27:11	4	5	0.800	0	0	0.000	4	7	0.571	5	6	11	2	0	0	1	2	12	1
vs. Seattle	7/3	21:16	5	7	0.714	0	0	0.000	0	0	0.000	0	2	2	1	1	0	2	1	10	-18
@ Washington	7/5	17:43	2	4	0.500	0	0	0.000	0	0	0.000	1	3	4	0	1	0	0	0	4	1
vs. Dallas	7/8	14:56	0	2	0.000	0	0	0.000	0	0	0.000	1	1	2	0	2	0	0	3	0	-14
@ Connecticut	7/11	20:28	4	8	0.500	0	0	0.000	1	2	0.500	0	2	2	3	0	0	0	1	9	4



## CENTER

# #7 KIA VAUGHN

10TH SEASON | RUTGERS '09 | BRONX, N.Y. | 6-4 | BORN JANUARY 24, 1987

**CAREER TRANSACTIONS:** Selected in the first round (8th overall) by the New York Liberty in the 2009 WNBA Draft... Acquired by the Washington Mystics in addition to a 2013 2nd Round Pick (No. 17 overall) in exchange for a 2013 1st Round Pick (7th overall)... Traded to the New York Liberty on January 30, 2017 along with guard Bria Hartley in exchange for center Carolyn Swords... Re-signed with the Liberty as an unrestricted free agent on Feb. 9, 2018.

### CAREER HIGHLIGHTS:

- Drafted 8th Overall by the New York Liberty in 2009
- Career averages of 6.4 points and 4.5 rebounds per game
- Career highs of 10.1 ppg and 6.7 rpg with New York in 2011; led the Liberty in rebounding that season.
- Has appeared in the WNBA Playoffs in 7 of her 9 WNBA seasons, advancing to the Eastern Conference Finals with New York in 2010

**2017:** Appeared in 28 games, making 22 starts at center... Averaged 5.8 points and 4.9 rebounds per game... Ranked 3rd on the Liberty in rebounding... Grabbed 5 rebounds against Washington in the WNBA Playoffs (9/10)... Scored 11 points and collected 6 rebounds against Dallas (9/3)... Went 5-6 from the floor to collect 10 points. Grabbed 6 rebounds in win over San Antonio (9/1)... Managed a team-high 9 rebounds, recorded a steal and block in home win over Washington (8/25)... Finished with 4 points and 3 rebounds, all of which came on offensive end. Also had 2 assists and 2 steals in road win over Indiana (8/23)... Posted 6 points and 7 rebounds for the 2nd-consecutive game in a home win over Los Angeles (8/13)... Scored 6 points and was 2nd on the team with 7 rebounds in a road win over the Dream (8/11)... Shot 4-6 from the field to finish with 8 points at San Antonio. Grabbed 3 rebounds and matched her season-high with 2 assists (8/1)... Connected on 3 shots for 6 points and pulled down 6 rebounds against Indiana (7/28)... Scored 6 points and pulled down 7 rebounds against Washington (7/16)... Connected on 4-of-8 field goals to finish with 8 points. Pulled down 4 rebounds and dished out 2 assists against Chicago (7/14)... Scored 7 points and had 4 rebounds against Phoenix (7/9)... Finished with a season-high 13 points and 11 rebounds to post her first double-double since July 29, 2014, and first double-digit rebounding effort since Aug. 5, 2015 in a win at Seattle (7/6)... Scored a season-high 10 points and had 8 rebounds against Atlanta. Also tied season-high for assists and steals with 2 and 1 respectively (7/2)... Finished with a season-high 9 rebounds and 2 blocks. Also scored 6 points against Washington (6/29)... Saw her first action since May 30th. Finished with 4 points, 4 rebounds, and a season-high 2 assists against Connecticut (6/23)... Missed 6 games in June while competing for the Czech Republic National Team in the 2017 EuroBasket Women Tournament in the Czech Republic... Posted a season-high 9 points and 5 rebounds in a win against the Mercury (5/23)... Scored 7 points and grabbed 5 rebounds against Minnesota (5/18)... Scored 4 of her 7 points in the first quarter against the Stars, also grabbed 3 rebounds (5/13).

**PERSONAL:** Born and raised in the Bronx... Eldest daughter of Aja Ellington, has seven younger brothers... Has a dog named Prince... Walked past Madison Square Garden everyday on her way to high school at St. Michael's Academy in mid-town Manhattan... Pre-game ritual is to listen to her favorite singer, Beyonce on her iPod... Wears No. 15 because one of her younger brothers was born on December 15... Journalism major at Rutgers... Credits her exceptional foot skills to double-dutch jump roping... The most surprising fact about her is her fear of clowns... Began playing basketball in middle school by the influence of her mother... Was named the 2005 New



CENTER

# #17 AMANDA ZAHUI B.

4TH SEASON | MINNESOTA | STOCKHOLM, SWEDEN. | 6-5 | BORN SEPT. 8, 1993

## YEAR-BY-YEAR AVERAGES

SEASON	TEAM	G	GS	MPG	FG%	3P%	FT%	OREB	DREB	RPG	APG	SPG	BPG	TO	PF	PPG
2015	TUL	31	0	9.7	.361	.333	.750	0.8	1.6	2.4	0.3	0.2	0.6	0.6	1.9	3.4
2016	NYL	33	1	11.3	.449	.188	.787	1.3	1.9	3.2	0.4	0.3	0.6	1.1	2.1	5.0
2017	NYL	29	0	5.3	.400	.250	.750	0.3	0.8	1.1	0.3	0.1	0.2	0.5	1.2	2.2
Career		93	1	8.9	.407	.283	.774	0.8	1.4	2.3	0.3	0.3	0.5	0.8	1.7	3.6

## YEAR-BY-YEAR TOTALS

SEASON	TEAM	G	GS	MIN	FGM-A	3PM-A	FTM-A	OREB	DREB	REB	AST	STL	BLK	TO	PF	PTS
2015	TUL	31	0	300	39-108	12-36	15-20	26	49	75	10	7	19	20	58	105
2016	NYL	33	1	374	57-127	3-16	48-61	42	62	104	12	11	22	37	69	165
2017	NYL	29	0	155	26-65	2-8	9-12	9	22	31	10	5	6	15	35	63
Career		93	1	829	122-300	17-60	72-93	77	133	210	32	23	47	72	162	333

## PLAYOFF YEAR-BY-YEAR AVERAGES

SEASON	TEAM	G	GS	MPG	FG%	3P%	FT%	OREB	DREB	RPG	APG	SPG	BPG	TO	PF	PTS
2015	TUL	2	0	5.9	.000	.000	.000	.000	1.5	1.5	0.0	0.0	0.5	0.0	0.0	0.0
2016	NYL	1	0	6.4	1.000	.000	.000	1.0	1.0	2.0	0.0	0.0	0.0	0.0	1.0	2.0
2017	NYL	1	0	1.2	0.0	0.0	0.0	0.0	1.0	1.0	0.0	0.0	0.0	0.0	0.0	0.0
Career		4	0	4.8	25.0	0.0	0.0	0.3	1.3	1.5	0.0	0.0	0.3	0.0	0.3	0.5

## PLAYOFF YEAR-BY-YEAR TOTALS

SEASON	TEAM	G	GS	MPG	FG%	3P%	FT%	OREB	DREB	RPG	APG	SPG	BPG	TO	PF	PTS
2015	TUL	2	0	12	0-3	0-3	0-0	0	3	3	0	0	1	0	0	0
2016	NYL	1	0	6	1-1	0-0	0-0	1	1	2	0	0	0	0	1	2
2017	NYL	1	0	1	0-0	0-0	0-0	0	1	1	0	0	0	0	0	0
Career		4	0	19	1-4	0-3	0-0	1	5	6	0	0	1	0	1	2


**CAREER TRANSACTIONS:** Selected second in the first round (second overall) by the Tulsa Shock in the 2015 WNBA Draft... Acquired from Dallas along with a 2017 second round pick in exchange for New York's first round draft pick in 2017.

## CAREER HIGHLIGHTS:

- Drafted second overall by the Tulsa Shock in the 2015 WNBA Draft.
- Scored a career-high 17 points against Minnesota on June 29, 2016.
- Made her first-career start at Minnesota on June 29, 2016, and nearly recorded a double-double with 15 points and 9 rebounds
- Shot .333 percent from 3-point range during rookie season.
- Career-best five blocked shots against San Antonio on June 14, 2015.

**2017:** Appeared in 29 games for the Liberty... Averaged 2.2 ppg and 1.1 rpg... Came off the bench to score a season-high 8 points. Also managed a season-high 6 rebounds in win over Chicago (8/27)... Knocked down a bucket for 2 points and 1 rebound in win against Indiana (8/23)... Matched her season-high with 7 points. Set a new season-high with 4 rebounds at Los Angeles (8/4)... Finished with 5 points, 1 rebound, and 1 assist at San Antonio (8/1)... Scored 2 points and pulled down 2 rebounds against Washington (7/16)... Posted her first 3-pointer of the season against Chicago (7/14)... Finished with 2 points and 1 rebound against Washington (6/29)... Recorded a season-high 7 points off the bench; also had 2 blocks and 2 rebounds against Dallas (6/16)... Scored a season-high 6 points and had 1 block against Connecticut (6/14)... Against Seattle had 1 assist, 1 rebound, and 1 steal (6/11)... Tied her season-high in scoring with 4 points in win over Atlanta Dream and also recorded her 1st block of the season (6/7)... Played for 8 minutes and pulled down a season-high 2 rebounds against Phoenix (6/4)... Scored 2 points and had 1 rebound against Dallas (6/2)... Played for 2 minutes in game versus LA (5/30)... In first road game, had 1 rebound and 1 assist against Phoenix (5/23)... Scored 4 points in the second half of the game against the Stars, also had 2 rebounds (5/13).

**PERSONAL:** Born on Sept. 8, 1993, in Stockholm, Sweden... Daughter of Annsö and Alex Zahui Bazoukou... Has a younger brother named Aaron... Annsö lived in Spain and France before moving to Stockholm, and Alex lived in his native country, the Ivory Coast, before moving to Sweden to pursue a career... Amanda began playing basketball after first experimenting with tennis, field hockey, soccer and circus classes as a child... Moved into her own apartment at 15 years old to attend a school where her basketball development would be most benefited... 2012 graduate of Igelstavigens Gymnasium... Named Rookie of the Year (2010) and Center of the Year (2011, 2012) while playing in Sweden... Has played on Sweden's national team since she was 13 years old... Considered playing for the University of Washington and the University of Louisville but chose Minnesota because, "It just felt like home."... Plays video games, car games in particular, as a hobby... Would attend Martin Luther King Jr.'s "I Have a Dream" speech if she could go back in time.



CENTER

#17 AMANDA ZAHUI B.

4TH SEASON | MINNESOTA | STOCKHOLM, SWEDEN. | 6-5 | BORN SEPT. 8, 1993

	PTS	FGM	FGA	3FGM	3FGA	FTM	FTA	OREB	DREB	REB	AST	STL	TO	BLK	MIN
SEASON	21	9	15	2 (3x)	5	2 (3x)	4 (2x)	5	4 (2x)	8	2	2 (2x)	5	3	23
	@ LA	@ LA	@ LA	last vs. DAL	@ LA	last vs. PHO	last vs. DAL	vs. PHO	last vs. MIN	vs. PHO	vs. DAL	last vs. IND	vs. PHO	@ CON	@ LA
	6/24/18	6/24/18	6/24/18	7/8/18	6/24/18	6/5/18	7/8/18	6/5/18	5/25/18	6/5/18	7/8/18	6/10/18	6/5/18	7/11/18	6/24/18
CAREER	21	6 (4x)	12 (2x)	3	5	6	8	6	7	9 (3x)	4	2 (4x)	5	5	34
	@ LA	last @ CHI	last @ WAS	vs. PHO	@ LA	vs. DAL	vs. ATL	vs. SEA	@ MIN	last @ WAS	vs. PHO	last @ MIN	vs. PHO	@ SA	@ MIN
	6/24/18	5/20/18	7/20/16	9/13/15	6/24/18	5/15/16	7/13/16	9/7/16	6/29/16	7/20/16	9/13/15	6/29/16	6/5/18	6/14/15	6/29/16
PLAYOFFS	2	1	3		3			1	2	2 (2x)				1	7
	vs. PHO	vs. PHO	vs. PHO	--	vs. PHO	--	--	vs. PHO	@ PHO	last vs. PHO	--	--	--	@ PHO	@ PHO
	9/24/16	9/24/16	9/19/15		9/19/15			9/24/16	9/17/15	9/24/16				9/17/15	9/17/15

2018 GAME-BY-GAME STATISTICS

PRESEASON

Opponent	Date	MIN	FGM	FGA	FG%	3PM	3PA	3P%	FTM	FTA	FT%	OR	DR	REB	AST	STL	BLK	TO	PF	PTS	+/-
vs. Dallas	5/7		NWT																		
vs. Los Angeles	5/8		NWT																		

REGULAR SEASON

at Chicago	5/20	22:04	6	10	0.600	1	1	1.000	2	3	0.667	3	4	7	1	2	1	2	0	15	8
vs. Minnesota	5/25	14:16	1	5	0.200	0	3	0.000	2	2	1.000	1	4	5	1	0	0	1	3	4	-6
vs. Dallas	5/29	2:37	1	2	0.500	0	1	0.000	0	0	0.000	0	0	0	0	0	0	0	1	2	-5
@ Indiana	6/2	8:21	0	1	0.000	0	0	0.000	0	0	0.000	0	2	2	1	0	1	2	1	0	7
vs. Phoenix	6/5	15:54	3	6	0.500	1	3	0.333	2	2	1.000	5	3	8	1	0	0	5	4	9	7
vs. Connecticut	6/7	11:21	3	8	0.375	0	2	0.000	1	1	1.000	0	0	0	0	0	0	1	2	7	-13
vs. Indiana	6/10	18:34	1	2	0.500	1	2	0.500	0	0	0.000	0	3	3	1	2	0	2	2	3	0
vs. Las Vegas	6/13	11:09	2	5	0.400	0	2	0.000	0	0	0.000	2	0	2	0	0	0	1	4	4	-4
@ Minnesota	6/16	14:16	2	4	0.500	1	3	0.333	0	0	0.000	0	0	0	1	0	0	2	4	5	-14
vs. Atlanta	6/19	2:24	0	1	0.000	0	1	0.000	0	0	0.000	0	0	0	0	0	0	0	2	0	-3
@ Las Vegas	6/22	15:32	6	7	0.857	2	2	1.000	0	0	0.000	2	1	3	0	0	0	1	3	14	-11
@ Los Angeles	6/24	23:15	9	15	0.600	2	5	0.400	1	1	1.000	1	1	2	0	1	0	4	2	21	-8
vs. Phoenix	6/26	22:15	4	8	0.500	1	2	0.500	1	4	0.250	0	1	1	0	0	0	1	3	10	-4
@ Washington	6/18	11:05	1	3	0.333	0	1	0.000	0	0	0.000	1	0	1	0	0	0	0	3	2	-4
vs. Chicago	6/29	20:27	4	8	0.500	1	3	0.333	1	2	0.500	1	2	3	1	1	0	2	3	10	1
@ Chicago	7/1	10:09	1	4	0.250	0	1	0.000	0	0	0.000	0	0	0	0	1	0	0	4	2	2
vs. Seattle	7/3	18:44	6	11	0.545	0	2	0.000	1	2	0.500	2	2	4	0	0	1	1	0	13	3
@ Washington	7/5	10:12	0	1	0.000	0	0	0.000	1	2	0.500	0	1	1	0	0	0	0	1	1	-16
vs. Dallas	7/8	15:11	5	7	0.714	2	3	0.667	0	4	0.000	2	2	4	2	0	1	2	6	12	-1
@ Connecticut	7/11	12:39	2	5	0.400	1	2	0.500	1	1	1.000	1	0	1	1	1	3	2	2	6	-10



GUARD

# #1 SHAVONTE ZELLOUS

10TH SEASON | PITTSBURGH '09 | ORLANDO, FLA. | 5-10 | BORN AUG. 28, 1986

## YEAR-BY-YEAR AVERAGES

SEASON	TEAM	G	GS	MPG	FG%	3P%	FT%	OREB	DREB	RPG	APG	SPG	BPG	TO	PF	PPG
2009	DET	34	4	23.6	.397	.306	.856	0.7	2.4	3.1	1.8	0.7	0.5	2.2	3.3	11.9
2010	TUL	4	1	16.8	.161	.100	.833	0.3	0.5	0.8	2.5	0.5	0.0	0.5	1.8	4.0
2010	IND	27	0	15.5	.362	.280	.747	0.5	1.6	2.1	1.3	0.4	0.5	1.2	2.0	5.9
2011	IND	33	2	14.0	.438	.265	.784	0.6	1.8	2.4	1.4	0.3	0.4	0.9	2.2	5.5
2012	IND	31	31	22.3	.369	.345	.770	0.9	1.8	2.7	1.7	0.7	0.4	1.3	2.3	7.5
2013	IND	29	29	31.3	.415	.348	.780	0.9	2.5	3.4	1.7	0.9	0.7	1.8	3.2	14.7
2014	IND	34	33	27.4	.411	.305	.784	0.6	2.1	2.8	2.1	0.7	0.4	1.6	2.9	11.0
2015	IND	23	1	22.2	.379	.241	.771	0.6	1.8	2.4	1.9	0.9	0.3	1.1	3.0	8.4
2016	NYL	33	1	23.3	.403	.192	.851	0.5	1.9	2.5	2.2	0.8	0.1	1.3	1.9	8.8
2017	NYL	34	34	29.1	.423	.333	.823	1.0	3.0	4.0	2.8	0.9	0.2	1.9	3.4	11.7
Career		282	136	23.2	.399	.304	.806	0.7	2.1	2.8	1.9	0.7	0.4	1.5	2.7	9.5

## YEAR-BY-YEAR TOTALS

SEASON	TEAM	G	GS	MIN	FGM-A	3PM-A	FTM-A	OREB	DREB	REB	AST	STL	BLK	TO	PF	PTS
2009	DET	34	4	802	118 - 297	15 - 49	155 - 181	25	81	106	62	27	17	77	111	406
2010	TUL	4	1	67	5 - 31	1 - 10	5 - 6	1	2	3	10	2	0	2	7	16
2010	IND	27	0	418	47 - 130	7 - 25	59 - 79	14	42	56	35	12	16	33	55	160
2011	IND	33	2	463	57 - 130	9 - 34	58 - 74	21	59	80	45	12	15	32	74	181
2012	IND	31	31	692	79 - 214	19 - 55	57 - 74	27	57	84	54	23	15	43	71	234
2013	IND	29	29	908	146 - 352	39 - 112	96 - 123	27	73	100	48	27	21	54	93	427
2014	IND	34	33	931	131 - 319	25 - 82	87 - 111	22	72	94	71	24	16	55	100	374
2015	IND	23	1	511	61 - 161	7 - 29	64 - 83	13	42	55	43	22	8	27	68	193
2016	NYL	33	1	770	91 - 226	5 - 26	103 - 121	18	63	81	73	29	6	44	64	290
2017	NYL	34	34	991	123 - 291	16 - 48	135 - 164	33	103	136	95	29	8	65	115	397
Career		282	136	6553	858 - 2151	143 - 470	819 - 1016	201	594	795	536	207	122	432	758	2678

## PLAYOFF YEAR-BY-YEAR AVERAGES

SEASON	TEAM	G	GS	MPG	FG%	3P%	FT%	OREB	DREB	RPG	APG	SPG	BPG	TO	PF	PPG
2009	DET	5	0	29.0	.353	.412	.852	1.6	3.4	5.0	2.8	1.2	0.6	1.4	3.0	15.6
2010	IND	3	0	10.3	.600	.000	.857	0.3	0.3	0.7	0.7	0.0	0.3	0.6	1.0	4.0
2011	IND	5	1	19.2	.429	.400	.600	0.6	2.0	2.6	1.4	0.4	0.6	1.2	2.8	8.6
2012	IND	10	5	27.9	.398	.267	.857	1.0	1.9	2.9	1.7	0.9	0.8	1.7	2.7	10.6
2013	IND	4	4	26.6	.447	.417	.923	1.0	2.8	3.8	2.0	0.2	0.5	0.0	3.0	12.8
2014	IND	5	5	35.5	.389	.292	.750	1.0	2.4	3.4	1.0	0.4	0.8	0.6	3.4	14.4
2015	IND	11	0	21.5	.438	.308	.800	0.5	1.8	2.4	1.9	0.7	0.5	1.2	2.6	7.6
2016	NYL	1	0	27.8	.444	.000	.500	1.0	2.0	3.0	1.0	1.0	0.0	0.0	1.0	10.0
2017	NYL	1	1	25.6	.143	.000	100	1.0	5.0	6.0	1.0	1.0	0.0	2.0	2.0	4.0
Career		45	16	25.0	.403	.321	.805	0.9	2.2	3.0	1.7	0.7	0.6	1.1	2.7	10.2

## PLAYOFF YEAR-BY-YEAR TOTALS

SEASON	TEAM	G	GS	MIN	FGM-A	3PM-A	FTM-A	OREB	DREB	REB	AST	STL	BLK	TO	PF	PTS
2009	DET	5	0	145	24 - 68	7 - 17	23 - 27	8	17	25	14	6	3	7	15	78
2010	IND	3	0	31	3 - 5	0 - 1	6 - 7	1	1	2	2	0	1	2	3	12
2011	IND	5	1	96	15 - 35	4 - 10	9 - 15	3	10	13	7	2	3	6	14	43
2012	IND	10	5	279	37 - 93	8 - 30	24 - 28	10	19	29	17	9	8	17	27	106
2013	IND	4	4	107	17 - 38	5 - 12	12 - 13	4	11	15	8	1	2	0	12	51
2014	IND	5	5	178	28 - 72	7 - 24	9 - 12	5	12	17	5	2	4	3	17	72
2015	IND	11	0	237	32 - 73	4 - 13	16 - 20	6	20	26	21	8	6	14	29	84
2016	NYL	1	0	28	4 - 9	0 - 1	2 - 4	1	2	3	1	1	0	0	1	10
2017	NYL	1	1	26	1 - 7	0 - 1	2 - 2	1	5	6	1	1	0	2	2	4
Career		45	16	1125	161 - 400	35 - 109	103 - 128	39	97	136	76	30	27	51	120	460



GUARD

# #1 SHAVONTE ZELLOUS

10TH SEASON | PITTSBURGH '09 | ORLANDO, FLA. | 5-10 | BORN AUG. 28, 1986

	PTS	FGM	FGA	3FGM	3FGA	FTM	FTA	OREB	DREB	REB	AST	STL	TO	BLK	MIN
SEASON	19	6 (2x)	13	2	3 (2x)	7	8 (2x)	3	6	7	9	2	3	1 (4x)	33
	vs. DAL	last @ CON	vs. DAL	vs. ATL	last vs. CON	@ IND	last @ IND	vs. SEA	vs. DAL	vs. SEA	vs. DAL	@ CHI	@ IND	last @ WAS	vs. DAL
	5/29/18	7/11/18	5/29/18	6/19/18	6/7/18	6/2/18	6/2/18	7/3/18	5/29/18	7/3/18	5/29/18	7/1/18	6/2/18	6/28/18	5/29/18
CAREER	33	12	20	6	8	17	19	4 (3x)	9	11	9	4 (2x)	7 (2x)	3 (5x)	40
	vs. TUL	vs. TUL	@ CHI	vs. PHO	vs. ATL	@ ATL	@ ATL	last vs. CHI	@ ATL	vs. CHI	vs. DAL	last @ SAS	last vs. ATL	last @ CHI	vs. TUL
	6/25/14	6/25/14	9/12/09	6/8/13	6/29/14	6/26/09	6/26/09	7/14/17	7/2/17	7/14/17	5/29/18	7/21/15	5/17/14	8/6/13	6/25/14
PLAYOFFS	30	10	21	3 (3x)	8	10	11	5	5 (3x)	9	8	3 (2x)	6	2 (5x)	45
	vs. MIN	vs. MIN	@ CHI	last vs. CHI	@ CHI	vs. IND	vs. IND	@ IND	last vs. WAS	@ IND	vs. CHI	last at CON	@ MIN	last @ MIN	@ CHI
	10/19/12	10/19/12	9/1/14	8/30/14	9/1/14	9/23/09	9/23/09	9/25/09	9/10/17	9/25/09	9/19/15	10/11/12	10/17/12	10/6/15	9/1/14

## 2018 GAME-BY-GAME STATISTICS

### PRESEASON

Opponent	Date	MIN	FGM	FGA	FG%	3PM	3PA	3P%	FTM	FTA	FT%	OR	DR	REB	AST	STL	BLK	TO	PF	PTS	+/-
vs. Dallas	5/7	11:05	2	6	.333	0	1	.000	0	0	-	0	2	2	4	0	1	2	2	4	0
vs. Los Angeles	5/8		NWT																		

### REGULAR SEASON

at Chicago	5/20	17:59	0	4	0.000	0	2	0.000	0	0	0.000	0	3	3	1	0	1	0	3	0	-14
vs. Minnesota	5/25	20:59	2	8	0.250	0	2	0.000	5	8	0.625	0	4	4	2	0	0	0	5	9	-7
vs. Dallas	5/29	32:54	6	13	0.462	1	3	0.333	6	7	0.857	0	6	6	9	1	0	1	2	19	6
at Indiana	6/2	30:19	5	12	0.417	0	2	0.000	7	8	0.875	1	2	3	2	1	0	3	3	17	-5
vs. Phoenix	6/5	24:12	1	5	0.200	0	1	0.000	0	0	0.000	0	1	1	3	0	0	1	4	2	2
vs. Connecticut	6/7	30:52	5	9	0.556	1	3	0.333	2	2	1.000	0	4	4	7	1	1	0	4	13	1
vs. Indiana	6/10	21:05	2	4	0.500	1	1	1.000	5	6	0.833	0	3	3	3	1	1	1	2	10	-1
vs. Las Vegas	6/13	17:15	3	6	0.500	0	2	0.000	0	0	0.000	0	1	1	2	1	0	2	1	6	-7
@ Minnesota	6/16	15:34	3	5	0.600	0	0	0.000	0	0	0.000	0	1	1	3	1	0	1	1	6	-1
vs. Atlanta	6/19	23:40	5	10	0.500	2	2	1.000	1	2	0.500	0	3	3	1	0	0	2	5	13	0
@ Las Vegas	6/22		DNP - Illness																		
@ Los Angeles	6/24	17:33	0	3	0.000	0	1	0.000	0	0	0.000	0	1	1	0	0	0	1	1	0	-21
vs. Phoenix	6/26	28:42	5	10	0.500	1	1	1.000	0	0	0.000	1	1	2	3	0	0	2	1	11	-6
@ Washington	6/28	17:59	1	2	0.500	0	0	0.000	2	2	1.000	0	2	2	3	0	1	2	6	4	3
vs. Chicago	6/29	20:04	1	3	0.333	0	1	0.000	2	2	1.000	0	4	4	2	0	0	0	2	4	-1
@ Chicago	7/1	31:09	3	11	0.273	1	2	0.500	5	6	0.833	0	5	5	3	2	0	2	4	12	1
vs. Seattle	7/3	27:59	2	8	0.250	0	1	0.000	0	0	0.000	3	4	7	4	0	0	0	1	4	-12
@ Washington	7/5	28:26	1	5	0.200	0	2	0.000	2	2	1.000	0	1	1	2	1	0	2	4	4	-12
vs. Dallas	7/8	29:13	4	9	0.444	0	1	0.000	1	2	0.500	0	3	3	3	1	0	1	0	9	-19
@ Connecticut	7/11	25:20	6	7	0.857	1	1	1.000	1	3	0.333	0	3	3	4	1	0	1	3	14	7





GUARD

# #1 SHAVONTE ZELLOUS

10TH SEASON | PITTSBURGH '09 | ORLANDO, FLA. | 5-10 | BORN AUG. 28, 1986

**CAREER TRANSACTIONS:** Selected by the Detroit Shock in the First Round of the 2009 WNBA Draft, 11th overall selection... Traded to the Indiana Fever in exchange for a 2011 second round pick on May 27, 2010... Signed as a free agent with the New York Liberty on Feb. 1, 2016.

**CAREER HIGHLIGHTS:**

- Named the WNBA's Most Improved Player in 2013.
- Was an Eastern Conference All-Star in 2013.
- WNBA All-Rookie Team in 2009.
- Won a WNBA Championship with the Indiana Fever in 2012, played in the WNBA Finals again in 2015.
- Has reached the WNBA Playoffs in each of her nine seasons as a pro.
- Scored a career-high 33 points against Tulsa on June 25, 2014.
- Averaged career-highs in rebounding (4.0 rpg) and assists (2.8 apg) during 2017 season in New York.
- Posted her 1st-career double-double with 14 points and a career-high 11 rebounds vs. Chicago on July 14, 2017.

**2017:** Started all 34 games for the Liberty. . . Appeared in all 34 games for the 3rd time in her career and started every game for the 1st time. . . Averaged 11.7 ppg along with career-highs in rebounding (4.0 rpg) and assists (2.8 apg). . . Her 11.7 ppg was the 3rd highest scoring tally in her career. . . Grabbed 6 rebounds against Washington in the WNBA Playoffs (9/10). . . Contributed on both sides of the court with 18 points and 5 rebounds. Also had 2 assists in a home win over Washington (8/25). . . Hit a season-high 3 3-pointers to finish with 19 points. In win over Los Angeles also managed 6 rebounds (8/13). . . Recorded her 4th 20-point game of the season, leading the Liberty in scoring while shooting 8-of-9 from the line. Netted 10 of her game-high 20 points in the 1st quarter in the win at Atlanta (8/11). . . Posted 16 points and 8 rebounds in win over Indiana. Also managed 2 assists and 2 steals (8/8). . . Collected 11 points and 6 rebounds in win over Indiana. Also dished out team-high 5 assists, 1 shy of her career-high (7/28). . . Scored 16 points, going a perfect 11-of-11 from the free throw line. Also had 5 rebounds and 6 assists in Connecticut win (7/19). . . Posted a 25 +/- rating finishing with 11 points, 4 rebounds, and 4 assists. Also had 1 block in win over Washington (7/16). . . Recorded a career-high 11 rebounds to post the first double-double of her career with 14 points. Also dished out 3 assists and had a season-high 3 steals (7/14). . . Pulled down a career-high with 9 rebounds. Finished with 7 points against Atlanta (7/2). . . Led all scorers with 17 points. Finished with 7 rebounds and 2 assists against Washington (6/29). . . Scored in double figures for the 7th consecutive game. Finished with 18 points, including a season-high pair of 3-pointers against Connecticut (6/23). . . Led the team with a season-high 28 points, including a 15-foot jumper with .6 seconds to force overtime at Dallas; marked Zellous' 6th straight game in double figures, most consecutive since 2014. Also had 8 rebounds and a season-high 6 assists (6/16). . . Scored in double figures for the 5th time this season, finishing with 16 points, also had 2 rebounds and 2 assists against Connecticut (6/14). . . Finished with 16 points, including a key late 3-point shot, to score in double figures for a 4th-straight game, and had 2 rebounds and 2 assists in win over Seattle (6/11). . . Third-straight game scoring in double figures, finishing with 12 points in a win over Atlanta (6/7). . . Registered back-to-back 20-point games for the 1st time in her career, scoring 21 points against Phoenix, also dishing out a season-high 5 assists for the 2nd time this season, with 3 rebounds (6/4). . . Set a new season-high with 27 points, it was her 1st 20-point game as a member of the Liberty, also set a career-high with 8 rebounds in win over Dallas (6/2). . . Pulled down 7 rebounds for the 8th time in her career, also set a season-high with 5 assists and scored 4 points against the Sparks (5/30). . . In home opener against the San Antonio Stars scored 10 points, 6 of which came from the foul line, also had 4 assists and 1 rebound (5/13).

**PERSONAL:** The daughter of Tangelia Allen, she has one younger brother... She graduated prior to her senior season at Pittsburgh with a bachelor of science degree in administration of justice and pursued a second degree while completing her eligibility.

# GAME #20 at Connecticut

WOMEN'S NATIONAL BASKETBALL ASSOCIATION										OFFICIAL SCORER'S REPORT FINAL BOX									
Wednesday, July 11, 2018 Mohegan Sun Arena, Uncasville, CT										Game Duration: 2:06 Attendance: 7413									
Officials: #34 Maj Forsberg, #25 Tiffany Bird, #45 Tom Mauer																			
VISITOR: New York Liberty (6-14)										HOME: Dallas Wings (10-8)									
	POS	MIN	FG	FGA	3P	3PA	FT	FTA	OR	DR	TOT	A	PF	ST	TO	BS	+/-	PTS	
1	Shavonte Zellous	F	25:20	6	7	1	1	1	3	0	3	3	4	3	1	0	7	14	
31	Tina Charles	F	38:07	8	19	0	3	3	4	2	9	11	2	3	0	2	1	7	19
7	Kia Vaughn	C	20:28	4	8	0	0	1	2	0	2	2	3	1	0	0	4	9	
8	Bria Hartley	G	20:47	2	8	1	6	0	0	1	2	3	1	5	1	2	0	2	5
10	Epiphanny Prince	G	27:10	6	14	3	5	0	0	2	2	4	1	2	1	2	0	9	15
14	Sugar Rodgers		07:32	1	1	0	0	0	0	0	1	1	0	1	0	0	0	-7	2
15	Brittany Boyd		24:31	1	3	1	2	2	2	1	7	8	8	3	2	3	0	2	5
17	Amanda Zahui B		12:39	2	5	1	2	1	1	1	0	1	1	2	1	2	3	-10	6
5	Kia Nurse		14:40	1	4	0	2	0	0	0	0	0	1	2	0	0	0	-4	2
41	Kiah Stokes		08:45	1	2	0	0	0	0	0	2	2	0	1	0	1	1	2	2
9	Rebecca Allen		00:01	0	0	0	0	0	0	0	0	0	0	0	0	0	0	3	0
0	Marissa Coleman		DNP - Injury/Illness - Ankle																
			200:00	32	71	7	21	8	12	7	28	35	21	23	6	13	5	3	79
						45.1%	33.3%	66.7%				TM REB: 6				TOT TO: 14 (17 PTS)			
HOME: CONNECTICUT SUN (10-10)										HOME: NEW YORK LIBERTY (5-14)									
	POS	MIN	FG	FGA	3P	3PA	FT	FTA	OR	DR	TOT	A	PF	ST	TO	BS	+/-	PTS	
25	Alyssa Thomas	F	37:21	3	9	0	0	6	12	1	9	10	4	4	1	1	0	-6	12
13	Chiney Ogumike	F	31:24	8	11	0	0	1	2	2	7	9	1	4	3	3	1	-8	17
35	Jonquel Jones	C	13:09	0	5	0	2	0	0	0	5	5	0	0	0	1	2	-4	0
1	Rachel Banham	G	18:55	2	5	2	4	0	0	1	0	1	3	3	1	1	-5	-6	
5	Jasmine Thomas	G	25:04	5	10	0	3	2	2	1	1	2	2	4	1	1	0	-12	
42	Brionna Jones		08:15	1	3	0	0	3	4	1	2	3	0	1	1	0	0	9	5
10	Courtney Williams		27:27	7	16	2	3	0	0	1	2	3	5	1	0	2	0	4	16
40	Shekinna Stricklen		12:15	0	4	0	3	1	1	0	2	2	2	0	0	0	0	2	1
23	Layshia Clarendon		14:56	3	4	0	0	1	3	1	2	3	1	1	0	1	0	-2	7
33	Morgan Tuck		02:39	0	0	0	0	0	0	0	0	0	0	2	0	0	0	3	0
44	Betnijah Laney		05:04	0	1	0	0	0	0	0	0	0	2	0	1	0	-10	0	
4	Lexie Brown		03:31	0	0	0	0	0	0	0	0	0	0	0	0	0	0	3	0
			200:00	29	68	4	15	14	24	8	30	38	18	22	7	11	4	-3	76
						42.6%	26.7%	58.3%				TM REB: 13				TOT TO: 12 (11 PTS)			
SCORE BY PERIOD										SCORE BY PERIOD									
Liberty 21 17 14 27										Wings 30 17 26 24									
SUN 23 19 11 23										LIBERTY 22 15 23 27									
FINAL 76										FINAL 87									
Inactive: Liberty - Inactive: Sun - Holmes (Personal)										Inactive: Wings - Inactive: Liberty -									
Points in the Paint: Liberty 38 (19/35), SUN 40 (20/35)										Points in the Paint: Wings 34 (17/25), LIBERTY 32 (16/35)									
2nd Chance Points: Liberty 4 (2/8), SUN 15 (6/8)										2nd Chance Points: Wings 10 (2/6), LIBERTY 8 (4/14)									
Fast Break Points: Liberty 4 (2/2), SUN 6 (3/5)										Fast Break Points: Wings 15 (7/7), LIBERTY 7 (3/6)									
Biggest Lead: Liberty 4, SUN 10										Biggest Lead: Wings 23, LIBERTY 0									
Lead Changes: 15										Lead Changes: 9									
Times Tied: 12										Times Tied: 2									
Technical fouls - Individual										Technical fouls - Individual									
Wings (1): Cambrage 2:16 1st										Wings (1): Cambrage 2:16 1st									
LIBERTY (2): Zellous 7:16 1st, Zahui B 1:54 1st										LIBERTY (2): Zellous 7:16 1st, Zahui B 1:54 1st									
Technical fouls - Defensive Three Seconds										Technical fouls - Defensive Three Seconds									
Wings (1): Stevens 4:04 2nd										Wings (1): Stevens 4:04 2nd									
LIBERTY (0): NONE										LIBERTY (0): NONE									

Copyright (c) 2018 NBA Properties, INC. All Rights Reserved

# GAME #18 at Washington

WOMEN'S NATIONAL BASKETBALL ASSOCIATION										OFFICIAL SCORER'S REPORT FINAL BOX									
Thursday, July 5, 2018 Capital One Arena, Washington, DC										Game Duration: 1:41 Attendance: 4674									
Officials: #13 Cheryl Flores, #9 Tim Greene, #11 Randy Richardson																			
VISITOR: New York Liberty (5-13)																			
	POS	MIN	FG	FGA	3P	3PA	FT	FTA	OR	DR	TOT	A	PF	ST	TO	BS	+/-	PTS	
1	Shavonte Zellous	F	28:26	1	5	0	2	2	2	0	1	1	2	4	1	2	0	-12	4
31	Tina Charles	F	34:57	9	18	1	1	7	7	5	12	2	2	1	6	1	-14	26	
7	Kia Vaughn	C	17:43	2	4	0	0	0	0	1	3	4	0	0	1	0	0	1	4
8	Bria Hartley	G	22:46	3	8	2	5	1	2	0	2	2	7	3	2	1	0	2	9
10	Epiphanny Prince	G	25:04	3	11	3	7	2	2	0	3	3	1	2	1	0	0	-4	11
15	Brittany Boyd		18:55	2	3	0	1	0	0	1	3	4	2	2	2	4	0	-18	4
17	Amanda Zahui B		10:12	0	1	0	0	1	2	0	1	1	0	1	0	0	0	-16	1
41	Kiah Stokes		17:08	2	3	0	0	0	0	0	5	5	0	3	0	0	0	-9	4
14	Sugar Rodgers		14:47	1	6	0	3	2	4	1	2	3	1	1	0	0	0	-19	4
5	Kia Nurse		07:34	0	2	0	0	0	0	0	0	0	1	1	0	1	0	-4	0
9	Rebecca Allen		02:28	0	1	0	1	0	0	0	1	1	0	0	0	1	0	-2	0
0	Marissa Coleman		DND - Injury/Illness - Sprained Right Ankle																
		200:00	23	62	6	20	15	19	10	26	36	16	19	8	15	1	-19	67	
			37.1%		30%		78.9%		TM REB: 7		TOT TO: 16 (14 PTS)								
HOME: WASHINGTON MYSTICS (11-6)																			
	POS	MIN	FG	FGA	3P	3PA	FT	FTA	OR	DR	TOT	A	PF	ST	TO	BS	+/-	PTS	
7	Ariel Atkins	F	28:38	3	8	1	2	2	2	0	2	2	4	1	2	0	16	9	
11	Elena Delle Donne	F	33:31	8	19	3	8	2	2	1	2	3	2	2	2	1	3	18	21
30	LaToya Sanders	C	24:14	7	11	0	0	0	0	2	5	7	0	2	1	2	1	5	14
20	Kristi Toliver	G	35:39	3	11	3	10	2	2	0	4	4	2	1	3	0	22	11	
9	Natasha Cloud	G	27:10	3	5	2	3	2	2	1	6	7	10	2	0	0	13	10	
2	Myisha Hines-Allen		06:59	0	0	0	0	4	6	0	0	0	0	3	0	0	0	4	
4	Taylor Hill		06:23	0	1	0	0	0	0	0	1	1	0	0	0	0	2	0	
14	Tierra Ruffin-Pratt		13:43	2	3	0	1	2	2	1	2	3	0	1	1	0	0	6	6
21	Tianna Hawkins		15:16	3	5	2	3	1	1	2	4	6	0	3	2	1	2	15	9
32	Shatori Walker-Kimbrough		03:57	0	2	0	0	0	0	0	0	0	0	0	0	0	0	-5	0
25	Monique Currie		04:30	0	0	0	0	2	2	0	0	0	1	0	0	1	0	3	2
34	Krystal Thomas		DNP - Coach's decision																
		200:00	29	65	11	27	17	19	7	26	33	22	17	10	10	6	19	86	
			44.6%		40.7%		89.5%		TM REB: 5		TOT TO: 10 (12 PTS)								
SCORE BY PERIOD										1	2	3	4	FINAL					
Liberty										24	17	13	8	67					
MYSTICS										22	20	22	22	86					
Inactive: Liberty -																			
Inactive: Mystics -																			
Points in the Paint: Liberty 22 (11/24), MYSTICS 22 (11/19)										Biggest Lead: Liberty 4, MYSTICS 19									
2nd Chance Points: Liberty 9 (4/10), MYSTICS 11 (4/6)										Lead Changes: 11									
Fast Break Points: Liberty 4 (2/3), MYSTICS 3 (2/4)										Times Tied: 3									

**NY Liberty Celebrate "Westchester Day" at the County Center**

**By Al Coqueran**

The NY Liberty (5-14) is certainly not having the winning year they anticipated at the beginning of the 2018 WNBA season. However, fans still welcome them with open arms at the Westchester County Center, while enjoying the games and the game-day activities.

On Sunday, the NY Liberty celebrated "Westchester County Day" and loyal Liberty fans were joined by Westchester County Executive George Latimer, Deputy County Executive Kenneth Jenkins, Assistant to the County Executive Crystal Collins and many Westchester County Legislators including, Lyndon Williams, John Testa, Nancy Barr, Terry Clements, David J. Tubiolo and MaryJane Shimsky.

Also joining the "Westchester Day" celebration, as the Liberty took on the Dallas Wings, were NY State Senator Jamaal Bailey, NYS Supreme Court Judge Joan Lefkowitz, County Court Judge David Everett, Administrative Judge of the Ninth Judicial District Kathie Davidson and NYC Public Advocate Letitia James.

"We want them (NY Liberty) to grow their market. We think this is a good market for the organization. But obviously we want to grow with the team and as they have success in coming years, we want to be part of it," stated Westchester County Executive George Latimer.

Judge Davidson is the first woman Administrative Judge outside of New York City and first Afro-American appointed Administrative Judge to the Ninth Judicial District. Judge Davidson enjoyed the women's basketball game with NYS Supreme Court Judge Lefkowitz, who is running for her third term this November.

"The self-esteem for women and for young girls is very exciting," said Davidson. "I am so happy to be here today to see this game," added Judge Lefkowitz. "I am so proud of everybody. Having the Liberty here is a special privilege for Westchester and I am so proud to be part of it," commented Lefkowitz, the second woman elected to the NYS Supreme Court Ninth Judicial District.

"The fans in Westchester have just been great to us and the way the County has welcomed us, it really has been spectacular," acknowledged Liberty President Isiah Thomas. "We are not having the greatest season but support from Westchester County has been great. For everyone to come out today, it is just awesome," stated Thomas.

The Liberty is the midst of a tough season after having three consecutive 20-game winning seasons and three straight WNBA Playoff berths. With 15 games remaining in the regular season, the Liberty are 5-14 and in 11th place in the WNBA standings; only the top eight teams make the Playoffs.

"There is a lot of basketball to be played and a lot to prove both individually and as a unit," commented first-year Head Coach Katie Smith. "But I think it has to come from within; it has to come from each individual person, myself, and everybody has to look at themselves first. I think right now it is a pride thing and that really has to shine through," said Smith.

**SB Nation**  
**July 12, 2018**

**Kia Nurse Adjusting to WNBA, Life After UConn**  
**The former UConn women's basketball player is getting mentored by another former Husky.**  
**By Daniel Connolly**

Despite having the most former players in the WNBA with 17, playing professional basketball is certainly a lot different than playing at UConn. While the on-court product is obviously better, former Husky Kia Nurse — the 10th overall pick of the New York Liberty — is learning life is a lot different when Chris Dailey isn't planning out every second of her life.

"Off the court, [the biggest change] is the amount of free time we have," she said. "Everything at UConn was very structured and you knew exactly what you were doing with your schedule. Now you can do whatever you want whenever you want."

However, Nurse isn't complaining about her newfound freedom.

"It's a great lifestyle," she said. "A lot of opportunities for you to figure out what you want to do with your life and also continue to get better as a basketball player and grow as a person. So it's been a lot of fun."

On the court, things are also pretty different from Nurse. In late June, the Liberty lost five straight games, which were two more losses in the span of a week than Nurse experienced in her entire four-year career at UConn. Luckily, losing isn't too much of a foreign concept to the Hamilton, Canada native.

"I lost a lot more games with the national team than you think. You win some, you lose some, that's how it goes," Nurse said. "We're facing a little bit of adversity right now with our team so we're continuing each and every day to get better and execute the way we want to."

This past season, the Liberty moved out of Madison Square Garden to Westchester, NY — just outside of New York City. This means the team doesn't live in the city and Nurse doesn't have to experience the culture shock of going from the ultra-rural Storrs to the City That Never Sleeps.

"We live outside the city which I prefer. There's a lot of people and a lot of cars in the city and traffic that I can not handle but where we live it's quiet area," she said. "It's a little city out there in Westchester, the people are great. Trying to find the little hole in the wall restaurants is what I do right now, but it's been a lot of fun."

For most players in the league, basketball becomes a year-round job because the WNBA doesn't pay them enough to support themselves. Because of this, players head to the higher-paying leagues in Europe and Asia for the winter. Nurse is no exception while she has been in contact with teams, she isn't making any announcements just yet.

The entire process can be overwhelming for a rookie but luckily, Nurse has a mentor in fellow former UConn guard, Bria Hartley.

"She's a super woman," Nurse said of Hartley. "She's taken me aside, helped me off the court and helped me understand how to be a professional and how the overseas stuff works. She's taken a hand in that helping me with that."

Hartley is entering her fifth season and while she doesn't play overseas anymore, understands how difficult it is to be in Nurse's shoes.

"I try to do the best I can to help her out. I remember when I was a rookie and trying to figure stuff out," Hartley said. "She has a great feel for the game. You see how well she does with Canadian basketball, how well she did at UConn, so we want to build on her strengths but also get her to get more comfortable."

Nurse has been a solid bench piece for the Liberty so far, playing in all 20 games while averaging 8.3 points, 2.2 rebounds and 1.6 assists in 20.9 minutes per game this season.

At UConn, she earned minutes early because of her hard work and defense. So far in the WNBA, she's using the same formula to get on the court.

"She's definitely annoying when she's guarding you. It frustrates a lot of teams, it gets them uncomfortable, and that's what you want in a defender," Hartley said. "She's non-stop, definitely a hard worker, one of the hardest workers I've seen and when she goes out there she knows she can always rely on her defense."