



NEW YORK LIBERTY

2018 NEW YORK LIBERTY GAME NOTES

Liberty statistics
presented by
SAP



MEDIA CONTACT: Ajah Hawley- Alexander | ajah.hawley-alexander@msg.com | (212) 485-7116 | @nyliberty | #ShowUp

2018 SCHEDULE/RESULTS

MAY

PRESEASON

Monday, May 7	vs. Dallas Wings (at Mohegan Sun Arena)	L, 76-69	0-1
Tuesday, May 8	vs. Los Angeles Sparks (at Mohegan Sun Arena)	W, 81-75	1-1

REGULAR SEASON

Sunday, May 20	Chicago Sky	L, 80-76	0-1
Friday, May 25	MINNESOTA	L, 76-72	0-2
Tuesday, May 29	DALLAS	W, 94-89	1-2

JUNE

Saturday, June 2	at Indiana	W, 87-81 OT	2-2
Tuesday, June 5	PHOENIX	L, 80-74	2-3
Thursday, June 7	CONNECTICUT	L, 88-86	2-4
Sunday, June 10	INDIANA	W, 78-75	3-4
Wednesday, June 13	LAS VEGAS	L, 78-63	3-5
Saturday, June 16	at Minnesota	L, 85-71	3-6
Tuesday, June 19	ATLANTA	W, 79-72	4-6
Friday, June 22	at Las Vegas (ESPN 2)	L, 88-78	4-7
Sunday, June 24	at Los Angeles	L, 80-54	4-8
Tuesday, June 26	PHOENIX	L, 83-69	4-9
Thursday, June 28	at Washington	L, 80-77	4-10
Friday, June 29	CHICAGO	L, 103-99	4-11

JULY

Sunday, July 1	at Chicago	W, 97-94 OT	5-11
Tuesday, July 3	SEATTLE	L, 77-62	5-12
Thursday, July 5	at Washington	7:00 PM	
Sunday, July 8	DALLAS	3:00 PM	
Wednesday, July 11	at Connecticut	11:30 AM	
Sunday, July 15	CHICAGO	3:00 PM	
Tuesday, July 17	at Dallas	1:00 PM	
Thursday, July 19	at Atlanta	7:00 PM	
Saturday, July 21	WASHINGTON	3:00 PM	
Tuesday, July 24	at Minnesota (ESPN 2)	8:00 PM	

AUGUST

Wednesday, Aug. 1	at Connecticut	7:00 PM
Saturday, Aug. 4	INDIANA	3:00 PM
Monday, Aug. 6	SEATTLE	11:00 AM
Wednesday, Aug. 8	LOS ANGELES	7:00 PM
Sunday, Aug. 12	ATLANTA	2:30 PM
Tuesday, Aug. 14	at Los Angeles	10:30 PM
Wednesday, Aug. 15	at Las Vegas	10:00 PM
Friday, Aug. 17	at Seattle	10:00 PM
Sunday, Aug. 19	at Phoenix	6:00 PM

GAME 18: NEW YORK LIBERTY AT WASHINGTON MYSTICS



**NEW YORK LIBERTY (5-12)
vs.
WASHINGTON MYSTICS (10-6)**

Thursday, July 5 • 7:00 PM (EST)
Washington DC (Capital One Arena)
Watch: League Pass, MSG+



TALE OF THE TAPE

	PPG	OPP. PPG	FG%	OPP FG%	3PT%	OPP 3PT%	FT%	RPG	APG	SPG	TO	BLK
NEW YORK	77.6	83.0	.426	.440	.321	.354	.777	33.1	19.8	7.2	14.3	3.6
WASHINGTON	84.1	81.9	.450	.455	.352	.334	.838	31.9	16.3	7.4	13.7	3.2

NEW YORK LIBERTY PROBABLE STARTERS

NO.	NAME	POS.	HT.	PPG	RPG	APG	MPG	College
1	Shavonte Zellous	G	5-10	8.1	3.1	3.0	24	Pittsburgh
	<i>Has scored double-figures in each Liberty win.</i>							
7	Kia Vaughn	C	6-4	6.0	4.5	0.7	19	Rutgers
	<i>Scored double-figures in three of four most recent contests.</i>							
8	Bria Hartley	G	5-8	8.6	2.8	3.6	24	Connecticut
	<i>Amassed over 1,000 career points against Seattle (7/3)</i>							
10	Epiphanny Prince	G	5-9	8.3	1.7	2.1	19	Rutgers
	<i>Failed to make a field goal against Seattle (7/3) for first time this season</i>							
31	Tina Charles	F	6-4	19.4	6.5	2.9	33	Connecticut
	<i>Eight points against Seattle (7/3) marks lowest total all season.</i>							

LIBERTY HISTORY VS. WASHINGTON

All-Time Record.....	46-32
Home	27-11
Away	19-21
Overtime	3-2
Postseason	6-3
Last 10 Games vs. Washington	5-5
Current Streak vs. Washington.....	L1

RECENT MATCHUPS

2017 RESULTS VS. WASHINGTON (2-1)

6/29/17.....	at Washington... L, 54-67
7/16/17.....	at New York... W, 88-55
8/25/17.....	at New York... W, 74-66

2018 SCHEDULE

6/28/18.....	at Washington... L, 80-77
7/5/18.....	at Washington... 7:00 PM
7/21/18.....	at New York... 3:00 PM

QUICK HITS

Tina Charles' 19.4 points per game rank eighth in the league (as of 7/4).

Charles' 6.6 rebounds per game are tied for 16th in the league (as of 7/4).

Kia Nurse is fifth among rookies with 9.3 points per game (as of 7/4).

Brittany Boyd's 4.6 assists per contest slot sixth in the WNBA (as of 7/4).

Bria Hartley is tied for 16th in the league with 3.7 assists per game (as of 7/4).

The Liberty's loss to the Mystics at the buzzer earlier this season (6/28) was their second loss by way of a buzzer-beating three this season.

Kia Vaughn scored a season-high 16 points in the last matchup against the Mystics (6/28).

The Liberty and the Mystics both rank towards the bottom of the league in rebounding per game at ninth and tenth, respectively.

The Liberty have just two road wins in seven attempts this season.

New York and Washington met in the 2017 WNBA playoffs, when the sixth-seeded Mystics upset the third-seeded Liberty in the second round.

2018 NEW YORK LIBERTY ROSTER

ALPHABETICAL

No.	Name	Pos	Ht.	Wt.	DOB	College/COUNTRY	Exp.
9	Rebecca Allen	F/G	6-2	164	11/06/1992	Australia	3
15	Brittany Boyd	G	5-9	156	06/11/1993	California	3
31	Tina Charles	C	6-4	186	12/05/1988	Connecticut	8
0	Marissa Coleman	G	6-1	160	01/04/1987	Maryland	8
8	Bria Hartley	G	5-8	148	09/30/1992	Connecticut	4
5	Kia Nurse	G	6-0	153	02/22/1996	Connecticut	R
10	Epiphanny Prince	G	5-9	179	01/11/1988	Rutgers	8
14	Sugar Rodgers	G	5-9	166	12/08/1989	Georgetown	5
41	Kiah Stokes	C	6-3	191	03/30/1993	Connecticut	3
7	Kia Vaughn	C	6-4	205	01/24/1987	Rutgers	9
17	Amanda Zahui B.	C	6-5	250	09/08/1993	Minnesota	3
1	Shavonte Zellous	G	5-10	188	08/28/1986	Pittsburgh	9

Head Coach	Katie Smith
Team President	Isiah Thomas
Assistant Coach	Herb Williams
Assistant Coach	Barbara Farris
Director of Player Development & Director of Franchise Development	Teresa Weatherspoon
Director of Franchise Development	Swin Cash
Head Athletic Trainer	Chantal Hart
Chief Med Off & VP, Player Care	Dr. Lisa Callahan
Team Physician	Dr. Jo A. Hannafin
Team Physician	Dr. Marci Goolsby

NUMERICAL

No.	Name	Pos	Ht.	Wt.	DOB	College/COUNTRY	Exp.
0	Marissa Coleman	G	6-1	160	01/04/1987	Maryland	8
1	Shavonte Zellous	G	5-10	188	08/28/1986	Pittsburgh	8
5	Kia Nurse	G	6-0	153	02/22/1996	Connecticut	R
7	Kia Vaughn	C	6-4	205	01/24/1987	Rutgers	8
8	Bria Hartley	G	5-8	148	09/30/1992	Connecticut	3
9	Rebecca Allen	F/G	6-2	164	11/06/1992	Australia	2
10	Epiphanny Prince	G	5-9	178	01/11/1988	Rutgers	7
14	Sugar Rodgers	G	5-9	166	12/08/1989	Georgetown	4
15	Brittany Boyd	G	5-9	156	06/11/1993	California	2
17	Amanda Zahui B.	C	6-5	250	09/08/1993	Minnesota	2
31	Tina Charles	C	6-4	186	12/05/1988	Connecticut	7
41	Kiah Stokes	C	6-3	191	03/30/1993	Connecticut	2

HOW THE LIBERTY WAS BUILT

WNBA DRAFT

Kia Nurse	1st round pick in the 2018 WNBA Draft, 10th overall selection.
Brittany Boyd	1st round pick in the 2015 WNBA Draft, 9th overall selection.
Kiah Stokes	1st round pick in the 2015 WNBA Draft, 11th overall selection.


SIGNINGS

Marissa Coleman	Signed on March 1, 2018.
Rebecca Allen	Signed on June 21, 2016.
Shavonte Zellous	Signed on February 1, 2016.

TRADES

Tina Charles	Acquired from Connecticut in exchange for Kelsey Bone, 2014 first round pick Alyssa Thomas and a 2015 first round draft pick. Connecticut sent its 2015 third round pick to New York.
Bria Hartley	Acquired from Washington along with Kia Vaughn in exchange for Carolyn Swords (to Seattle)
Sugar Rodgers	Acquired from Minnesota in exchange for the right to swap third round picks in 2015.
Epiphanny Prince	Acquired from Chicago in exchange for guard Cappie Pondexter in 2015.
Amanda Zahui B.	Acquired from Dallas in addition to a 2017 second round pick in exchange for a 2017 first round pick.
Kia Vaughn	Acquired from Washington along with Bria Hartley in exchange for Carolyn Swords (to Seattle)

2018 NEW YORK LIBERTY SPOTTER'S CHART



#9 REBECCA ALLEN
GUARD /FORWARD
2ND SEASON



#15 BRITTANY BOYD
GUARD
4TH SEASON



#31 TINA CHARLEES
FORWARD
9TH SEASON



#0 MARISSA COLEMAN
GUARD
10TH SEASON




#8 BRIA HARTLEY
GUARD
5TH SEASON



#5 KIA NURSE
GUARD
1ST SEASON



#10 EPIHANNY PRINCE
GUARD
9TH SEASON



#14 SUGAR RODGERS
GUARD
6TH SEASON



#41 KIAH STOKES
CENTER
4TH SEASON



#7 KIA VAUGHN
CENTER
9TH SEASON




#17 AMANDA ZAHUI B
CENTER
4TH SEASON



#1 SHAVONTE ZELLOOUS
GUARD
9TH SEASON



KATIE SMITH
HEAD COACH
1ST SEASON



HERB WILLIAMS
ASSISTANT COACH
4TH SEASON



BARBARA FARRIS
ASSISTANT COACH
1ST SEASON



TERESA WEATHERSPOON
DIR. PLAYER DEVELOPMENT
3RD SEASON



HEAD COACH

KATIE SMITH

1ST SEASON (1ST OVERALL) | 5-12 (5-12 IN NEW YORK) | OHIO STATE '96

1ST SEASON (1ST WITH NEW YORK) • OHIO STATE '96
5-12 (.294) OVERALL RECORD | 5-12 (.296) WITH NEW YORK | 0-0 (.000) PLAYOFFS

Katie Smith enters her fourth season as a member of the New York Liberty coaching staff, having been promoted to associate head coach for the 2016 season, after serving two years as an assistant coach. Since Smith joined the coaching staff, the Liberty has posted an overall record of 59-43 (.578), posting back-to-back 20-win seasons and WNBA Playoffs berths in 2015 and 2016.

Smith spent the 2013 season – her final in the WNBA – with the Liberty, reuniting with Bill Laimbeer who she won two titles with as a member of the Detroit Shock (now Dallas). She retired after the 2013 campaign, finishing her 17-year playing career as the all-time leading scorer in women's professional basketball and second in WNBA history, scoring 7,885-career points as a professional and 6,452 in the WNBA.

A 15-year veteran of the WNBA, Smith was a seven-time All-Star and two-time First Team All-WNBA selection. She won WNBA Championships in 2006 and 2008 with the Shock, and in 2011 was voted one of the Top 15 Players in WNBA history. She ranks first in the WNBA in both three-point field goals made (906) and attempted (2,466), second in career points (6,452), fourth in free throws made (1,440) and 10th in all-time assists (1,258).

Smith is the all-time leading scorer in the history of U.S. women's professional basketball (ABL & WNBA) with 7,885 career points. Smith signed with the WNBA in 1999, joining Minnesota after a two-year stint in the ABL. In 2006, she became the only player to win a championship with both the ABL and WNBA, which was the same year she became the first player to win a WNBA All-Star game as a member of both the Eastern and Western Conference teams. During the WNBA's 20th season in 2016, Smith was voted as one of the top-20 best and most influential players in league history.

Her success also extended to the international level, having won three Olympic Gold Medals in 2000, 2004 and 2008, and the World Championships in 1998 and 2002.

Smith spent several seasons on the women's basketball staff at her alma mater Ohio State University. As a student-athlete for the Buckeyes, Smith helped guide her team to the NCAA championship game as a freshman, and went on to break the Big Ten scoring record for points scored in a career in men's or women's basketball. On Jan. 21, 2001, Ohio State honored her as the first female Buckeye athlete to have her number retired.

CAREER COACHING HIGHLIGHTS

- Earned first win against Dallas on May 29, 2018 by the score of 94-89.

CAREER PLAYING HIGHLIGHTS

- Played 15 seasons in the WNBA, retiring in 2013 after playing one year with the New York Liberty
- Retired as the all-time scoring leader in women's professional basketball history with 7,885-career points and ranked second in WNBA history with 6,452 points
- Two-time WNBA Champion (2006, 2008) winning twice with the Detroit Shock
- Voted as one of the top-15 players in WNBA history
- Voted as one of the top-20 best and most influential players in WNBA history in 2016
- Seven-time WNBA All-Star
- Three-time Olympic Gold Medalist (2000, 2004, 2008)

SMITH'S CAREER COACHING RECORD

Season	Team	Record	Postseason Finish
2018	New York Liberty	5-12 (.296) 5-12 (.296)	

2017 LIBERTY COACHING STAFF




ASSISTANT COACH
HERB WILLIAMS
4TH SEASON



ASSISTANT COACH
BARBARA FARRIS
1ST SEASON



DIR. PLAYER DEVELOPMENT
TERESA WEATHERSPOON
4TH SEASON



HEAD ATHLETIC TRAINER
CHANTAL HART
1ST SEASON

2018 NEW YORK LIBERTY OVERALL STATISTICS (5-12)

NO	PLAYER	GP-GS	MIN	FGM-FGA	FG%	3-POINT		FTM-FTA	FT%	---REBOUNDS---			AST	PF-DQ	STL	TO	BLK	PTS/AVG												
						FGM-FGA	FG%			OFF	DEF	TOT																		
31	Charles, T	17-17	559:16	132-296	0.446	17-57	0.298	49-63	0.778	29	82	111/6.5	50	43-0	16	48	11	330/19.4												
5	Nurse, K	17-0	383:11	48-121	0.397	19-64	0.297	43-50	0.860	14	29	43/2.5	29	32-0	11	15	3	158/9.3												
8	Hartley, B	17-17	412:54	58-129	0.450	20-55	0.364	10-18	0.556	12	36	48/2.8	61	36-0	14	32	0	146/8.6												
10	Prince, E	9-6	173:06	25-63	0.397	11-22	0.500	14-16	0.875	4	11	15/1.7	19	16-0	7	10	0	75/8.3												
1	Zellous, S	16-16	378:15	44-113	0.389	7-24	0.292	35-43	0.814	5	45	50/3.1	48	45-1	8	18	4	130/8.1												
17	Zahui B, A	17-0	242:23	50-100	0.500	10-34	0.294	11-17	0.647	18	23	41/2.4	7	41-0	7	25	3	121/7.1												
7	Vaughn, K	15-13	292:48	39-71	0.549	0-0	0.000	12-18	0.667	20	44	64/4.3	12	30-0	13	21	4	90/6.0												
0	Coleman, M	12-11	255:04	28-71	0.394	9-30	0.300	4-4	1.000	10	28	38/3.2	21	15-0	9	9	2	69/5.8												
15	Boyd, B	13-0	218:01	24-66	0.364	3-9	0.333	15-21	0.714	2	37	39/3.0	60	27-0	14	21	2	66/5.1												
14	Rodgers, S	14-2	232:41	25-75	0.333	18-53	0.340	3-4	0.750	9	31	40/2.9	23	26-2	10	14	3	71/5.1												
2	Russell, M	2-0	32:24	1-3	0.333	0-0	0.000	3-4	0.750	0	3	3/1.5	2	2-0	2	1	1	5/2.5												
9	Allen, R	12-0	105:03	10-32	0.313	3-16	0.188	6-6	1.000	5	13	18/1.5	2	9-0	4	5	6	29/2.4												
41	Stokes, K	13-3	164:55	13-28	0.464	0-0	0.000	0-0	0.000	19	33	52/4.0	2	30-0	7	11	5	26/2.0												
Team												126						13												
New York Liberty		17-85	3450:00	497-1168	0.426	117-364	0.321	205-264	0.777	147	415	688/40.5	336	352-3	122	243	44	1316/77.4												
Team												159						20												
OPPONENTS		17-85	3450:00	494-1124	0.440	128-362	0.354	295-374	0.789	135	457	751/44.2	333	306-2	105	241	62	1411/83.0												
----- SINGLE GAME HIGHS -----																			----- AVERAGE PER GAME -----						----- AVERAGE PER 48 MIN -----					
NO	PLAYER	MIN	REB	AST	STL	TO	BLK	PTS	MIN	REB	AST	STL	TO	BLK	PTS	REB	AST	STL	TO	BLK	PTS									
31	Charles, T	38:18	12	6	3	6	3	34	32:53	6.5	2.9	0.9	2.8	0.6	19.4	7.9	3.6	1.1	3.4	0.8	23.6									
5	Nurse, K	40:25	9	4	2	4	1	34	22:32	2.5	1.7	0.6	0.9	0.2	9.3	4.5	3.0	1.1	1.6	0.3	16.5									
8	Hartley, B	33:33	5	6	3	5	0	18	24:17	2.8	3.6	0.8	1.9	0.0	8.6	4.7	5.9	1.4	3.1	0.0	14.1									
10	Prince, E	30:04	3	5	2	3	0	21	19:14	1.7	2.1	0.8	1.1	0.0	8.3	3.5	4.4	1.6	2.3	0.0	17.3									
1	Zellous, S	32:54	7	9	2	3	1	19	23:38	3.1	3.0	0.5	1.1	0.3	8.1	5.3	5.1	0.8	1.9	0.4	13.7									
17	Zahui B, A	23:15	8	1	2	5	1	21	14:15	2.4	0.4	0.4	1.5	0.2	7.1	6.8	1.2	1.2	4.1	0.5	20.0									
7	Vaughn, K	31:02	11	3	3	4	1	16	19:31	4.3	0.8	0.9	1.4	0.3	6.0	8.7	1.6	1.8	2.9	0.5	12.3									
0	Coleman, M	32:09	7	5	4	2	1	12	21:15	3.2	1.8	0.8	0.8	0.2	5.8	6.0	3.3	1.4	1.4	0.3	10.8									
15	Boyd, B	27:10	6	11	3	4	1	14	16:46	3.0	4.6	1.1	1.6	0.2	5.1	7.2	11.0	2.6	3.9	0.4	12.1									
14	Rodgers, S	26:57	6	5	2	4	2	16	16:37	2.9	1.6	0.7	1.0	0.2	5.1	6.9	4.0	1.7	2.4	0.5	12.2									
2	Russell, M	18:47	2	2	2	1	1	3	16:12	1.5	1.0	1.0	0.5	0.5	2.5	3.7	2.5	2.5	1.2	1.2	6.2									
9	Allen, R	20:20	3	1	1	1	2	9	08:45	1.5	0.2	0.3	0.4	0.5	2.4	6.9	0.8	1.5	1.9	2.3	11.0									
41	Stokes, K	25:46	12	2	2	3	3	6	12:41	4.0	0.2	0.5	0.8	0.4	2.0	12.6	0.5	1.7	2.7	1.2	6.3									

2018 WASHINGTON MYSTICS OVERALL STATISTICS (10-6)

NO	PLAYER	GP-GS	MIN	FGM-FGA	FG%	3-POINT		FTM-FTA	FT%	---REBOUNDS---			AST	PF-DQ	STL	TO	BLK	PTS/AVG
						FGM-FGA	FG%			OFF	DEF	TOT						
11	Delle Donne, E	12-12	363:31	87-179	0.486	17-47	0.362	55-59	0.932	18	65	83/6.9	30	19-0	10	16	17	246/20.5
20	Toliver, K	16-16	521:25	73-163	0.448	35-94	0.372	45-49	0.918	1	25	26/1.6	65	24-0	22	45	0	226/14.1
7	Atkins, A	14-9	290:31	58-131	0.443	20-56	0.357	15-20	0.750	11	21	32/2.3	19	36-0	21	23	7	151/10.8
25	Currie, M	16-5	269:54	41-100	0.410	8-31	0.258	36-46	0.783	10	43	53/3.3	9	46-0	9	23	3	126/7.9
9	Cloud, N	13-8	332:09	43-100	0.430	8-33	0.242	8-10	0.800	3	39	42/3.2	55	24-0	8	22	3	102/7.8
30	Sanders, L	11-8	224:36	37-56	0.661	0-0	0.000	12-15	0.800	24	36	60/5.5	14	30-0	14	10	10	86/7.8
21	Hawkins, T	16-4	303:30	49-106	0.462	18-42	0.429	9-12	0.750	20	41	61/3.8	13	36-0	9	22	6	125/7.8
14	Ruffin-Pratt, T	16-9	335:24	29-91	0.319	9-25	0.360	40-46	0.870	16	21	37/2.3	30	35-0	9	11	4	107/6.7
4	Hill, T	5-0	52:13	8-22	0.364	4-11	0.364	7-8	0.875	0	3	3/0.6	6	4-0	0	5	1	27/5.4
2	Hines-Allen, M	14-1	196:58	29-62	0.468	0-1	0.000	7-13	0.538	25	34	59/4.2	9	30-0	7	7	4	65/4.6
32	Walker-Kimbrough, S	13-1	127:25	17-37	0.459	7-18	0.389	8-8	1.000	3	9	12/0.9	6	7-0	6	10	5	49/3.8
34	Thomas, K	14-7	182:26	14-30	0.467	0-0	0.000	7-11	0.636	12	30	42/3.0	4	33-0	3	13	2	35/2.5
Team												101				12		
Washington Mystics		16-80	3200:00	485-1077	0.450	126-358	0.352	249-297	0.838	143	367	611/38.2	260	324-0	118	219	62	1345/84.1
Team												134				11		
OPPONENTS		16-80	3200:00	483-1062	0.455	100-299	0.334	244-306	0.797	139	397	670/41.9	308	296-3	105	242	51	1310/81.9

WASHINGTON MYSTICS

QUICK FACTS

Arena (Capacity)..... Capital One Arena (18,277)
 Inaugural Season 1998
 All-Time Record 265-387 (.406)
 All-Time Playoff Record 6-21 (.222)
 WNBA Finals Appearances 0
 WNBA Championships 0
 2017 Playoffs WNBA Semifinals (Eliminated by Minnesota 3-0)
 2017 Record 18-18 (3rd East)
 2017 vs. Liberty 1-2
 Last 10 Games vs. Liberty 5-5
 Current Streak vs. Liberty W1

LIBERTY HISTORY VS. WASHINGTON

All-Time Record 46-32
 Home 27-11
 Away 19-21
 Overtime 3-2
 Postseason 6-3

Liberty

Most Points 93 (2x), last at New York (8/6/13)
 Fewest Points 46 at Washington (8/5/14)
 Largest Victory 43 (88-45) at New York (8/13/98)
 Individual Points ... 30 - Cappie Pondexter at Washington (9/16/12)

Mystics

Most Points 95 at Washington (5/23/06)
 Fewest Points 45 at New York (8/13/98)
 Largest Victory 35 (95-60) at Washington (5/23/06)
 Individual Points ... 32 - Matee Ajavon at Washington (8/6/11)

RECENT MATCHUPS

2017 RESULTS VS. WASHINGTON (2-1)

6/29/17 at Washington L, 54-67
 7/16/17 at New York W, 88-55
 8/25/17 at New York W, 74-66

2018 SCHEDULE

6/28/18 at Washington L, 80-77
 7/5/18 at Washington 7:00 PM
 7/21/18 at New York 3:00 PM

2018 NEW YORK LIBERTY VS. WASHINGTON MYSTICS STATISTICS (0-1)

NO	PLAYER	GP-GS	MIN	FGM-FGA	FG%	3-POINT		FTM-FTA	FT%	---REBOUNDS---			AST	PF-DQ	STL	TO	BLK	PTS/AVG
						FGM-FGA	FG%			OFF	DEF	TOT						
10	Prince, E	1-1	24:03	8-13	0.615	4-6	0.667	1-1	1.000	1	2	3/3.0	2	2-0	1	0	0	21/21.0
31	Charles, T	1-1	31:39	8-15	0.533	0-0	0.000	2-2	1.000	1	6	7/7.0	6	3-0	0	2	0	18/18.0
7	Vaughn, K	1-1	31:02	6-8	0.750	0-0	0.000	4-4	1.000	2	4	6/6.0	2	2-0	0	1	1	16/16.0
14	Rodgers, S	1-0	25:57	2-8	0.250	1-6	0.167	0-0	0.000	0	4	4/4.0	4	1-0	0	4	2	5/5.0
5	Nurse, K	1-0	21:44	2-6	0.333	0-4	0.000	1-1	1.000	1	2	3/3.0	2	1-0	0	2	0	5/5.0
8	Hartley, B	1-1	18:36	2-5	0.400	0-0	0.000	0-1	0.000	0	1	1/1.0	1	1-0	1	1	0	4/4.0
1	Zellous, S	1-1	17:59	1-2	0.500	0-0	0.000	2-2	1.000	0	2	2/2.0	3	6-1	0	2	1	4/4.0
15	Boyd, B	1-0	11:41	1-2	0.500	0-0	0.000	0-0	0.000	0	5	5/5.0	4	4-0	0	3	0	2/2.0
17	Zahui B, A	1-0	11:05	1-3	0.333	0-1	0.000	0-0	0.000	1	0	1/1.0	0	3-0	0	0	0	2/2.0
41	Stokes, K	1-0	06:14	0-0	0.000	0-0	0.000	0-0	0.000	1	1	2/2.0	0	1-0	0	0	0	0/0.0
Team											2			0				
New York Liberty		1-5	200:00	31-62	0.500	5-17	0.294	10-11	0.909	7	27	36/36.0	24	24-1	2	15	4	77/77.0
Team											6			1				
OPPONENTS		1-5	200:00	26-68	0.382	7-27	0.259	21-22	0.955	10	23	39/39.0	13	17-0	4	11	5	80/80.0

2018 WASHINGTON MYSTICS VS. NEW YORK LIBERTY STATISTICS (1-0)

NO	PLAYER	GP-GS	MIN	FGM-FGA	FG%	3-POINT		FTM-FTA	FT%	---REBOUNDS---			AST	PF-DQ	STL	TO	BLK	PTS/AVG
						FGM-FGA	FG%			OFF	DEF	TOT						
11	Delle Donne, E	1-1	33:08	7-16	0.438	1-5	0.200	7-7	1.000	3	2	5/5.0	2	2-0	0	2	2	22/22.0
32	Walker-Kimbrough, S	1-1	20:33	3-9	0.333	2-7	0.286	4-4	1.000	0	1	1/1.0	3	0-0	0	0	1	12/12.0
20	Toliver, K	1-1	30:54	3-10	0.300	2-8	0.250	2-2	1.000	0	3	3/3.0	1	2-0	0	0	0	10/10.0
14	Ruffin-Pratt, T	1-0	19:20	3-6	0.500	1-1	1.000	2-3	0.667	1	3	4/4.0	2	1-0	1	0	1	9/9.0
9	Cloud, N	1-1	24:59	4-4	1.000	0-0	0.000	0-0	0.000	0	5	5/5.0	1	2-0	0	2	1	8/8.0
30	Sanders, L	1-1	24:33	3-6	0.500	0-0	0.000	2-2	1.000	2	4	6/6.0	3	2-0	1	0	0	8/8.0
25	Currie, M	1-0	15:18	0-4	0.000	0-0	0.000	4-4	1.000	1	1	2/2.0	0	2-0	1	2	0	4/4.0
4	Hill, T	1-0	08:55	1-6	0.167	1-4	0.250	0-0	0.000	0	0	0/0.0	1	1-0	0	0	0	3/3.0
34	Thomas, K	1-0	07:13	1-1	1.000	0-0	0.000	0-0	0.000	1	3	4/4.0	0	1-0	0	1	0	2/2.0
2	Hines-Allen, M	1-0	06:46	1-2	0.500	0-0	0.000	0-0	0.000	2	1	3/3.0	0	1-0	0	0	0	2/2.0
21	Hawkins, T	1-0	08:20	0-4	0.000	0-2	0.000	0-0	0.000	0	0	0/0.0	0	3-0	1	3	0	0/0.0
7	Atkins, A	0-0	00:00	0-0	0.000	0-0	0.000	0-0	0.000	0	0	0/0.0	0	0-0	0	0	0	0/0.0
Team											6			1				
Washington Mystics		1-5	200:00	26-68	0.382	7-27	0.259	21-22	0.955	10	23	39/39.0	13	17-0	4	11	5	80/80.0
Team											2			0				
OPPONENTS		1-5	200:00	31-62	0.500	5-17	0.294	10-11	0.909	7	27	36/36.0	24	24-1	2	15	4	77/77.0

2018 NEW YORK LIBERTY REGULAR SEASON GAME-BY-GAME

Date	Opponent	W/L	Team/Opp	Home	Road	Total	High Scoring	High Rebounds	High Assists	Opponent Scoring	Atten.
May 20	at Chicago	L	76- 80	0-0	0-1	0-1	Charles-19	Zahui B.-7	Hartley-6	Quigley-22	7,922
May 25	MINNESOTA	L	72- 78	0-1	0-1	0-2	Charles-18	Charles-12	Hartley-3	Augustus-21	2,319
May 29	DALLAS	W	94- 89	1-1	0-1	1-2	Charles-34	Charles-10	Zellous-9	Cabbage-28	1,516
June 2	at Indiana	W	87-81(OT)	1-1	1-1	2-2	Nurse-34	Stokes-12	Nurse-4	K. Mitchell-26	5,575
June 5	PHOENIX	L	74-80	1-2	1-1	2-3	Charles-25	Zahui B.-8 Charles-8	Hartley-5	Griner-26	7,215
June 6	CONNECTICUT	L	86- 88	1-3	1-1	2-4	Charles-24	Charles-9	Zellous-7	J. Thomas-19	1,581
June 10	INDIANA	W	78- 75	2-3	1-1	3-4	Rodgers-16	Hartley-4	Tied with-3	K. Mitchell-19	1,537
June 13	LAS VEGAS	L	63- 78	2-4	1-1	3-5	Charles-19	Coleman-5	Coleman-5	Hamby-17	1,419
June 16	at Minnesota	L	71- 85	2-4	1-2	3-6	Charles-12	Rodgers-4	Hartley-6	Fowles-25	9,114
June 19	ATLANTA	W	79- 72	3-4	1-2	4-6	Charles-29	Vaughn-9	Boyd-11	McCoughtry-39	1,627
June 22	at Las Vegas	L	78- 88	3-4	1-3	4-7	Charles-14 Zahui B.-14	Charles-8	Charles-5 Boyd-5 Rodgers-5	McBride-27	5,478
June 24	at Los Angeles	L	54- 80	3-4	1-4	4-8	Zahui B.-21	Boyd-6	Boyd-8	Williams-25	9,203
June 26	PHOENIX	L	69- 83	3-5	1-4	4-9	Charles-12	Charles-8	Boyd-7	Taurasi-27	1,839
June 28	at Washington	L	77- 80	3-5	1-5	4-10	Prince-21	Charles-7	Charles-6	Delle Donne-22	4,473
June 29	CHICAGO	L	99-103	3-6	1-5	4-11	Charles-24	Stokes-5	Boyd-6	DeShields-22	1,837
July 1	at Chicago	W	97- 94(OT)	3-6	2-5	5-11	Charles-28	Vaughn-11	Boyd-5	Quigley-28	5,382
July 3	SEATTLE	L	L 62- 77	3-7	2-5	5-12	Hartley-16	Zellous-7	Zellous-4 Boyd-4 Charles-4	Stewart-21 Loyd-21	1,749

2018 NEW YORK LIBERTY REGULAR SEASON GAME-BY-GAME TOTALS

TEAM	DATE	MIN	FGM	FGA	FG%	3PM	3PA	3P%	FTM	FTA	FT%	OR	DR	REB	AST	STL	BLK	TO	PF	PTS
at Chicago	May 20	200	26	72	0.361	9	25	0.360	15	19	0.789	8	22	30	18	10	4	8	18	76
MINNESOTA	May 25	200	27	72	0.375	5	24	0.208	13	18	0.722	11	23	34	11	4	2	6	20	72
DALLAS	May 29	200	36	69	0.522	9	22	0.409	13	16	0.812	7	25	32	22	11	3	14	21	94
at Indiana	June 2	225	27	68	0.397	3	19	0.158	30	32	0.938	12	34	46	14	4	5	20	18	87
PHOENIX	June 5	200	31	75	0.413	9	28	0.321	3	5	0.600	19	20	39	19	6	0	17	19	74
CONNECTICUT	June 7	200	32	69	0.464	7	25	0.280	15	19	0.789	6	29	35	25	3	5	11	21	86
INDIANA	June 10	200	26	57	0.456	13	24	0.542	13	18	0.722	3	19	22	19	6	5	15	20	78
LAS VEGAS	June 13	200	28	66	0.424	4	24	0.167	3	6	0.500	7	19	26	19	6	4	13	23	63
at Minnesota	June 16	200	28	61	0.459	8	22	0.364	7	7	1.000	3	19	22	20	8	2	17	21	71
ATLANTA	June 19	200	29	74	0.392	5	20	0.250	16	20	0.800	7	31	38	23	12	0	12	27	79
at Las Vegas	June 22	200	30	80	0.375	8	26	0.308	10	10	1.000	14	24	38	22	10	6	16	25	78
at Los Angeles	June 24	200	23	60	0.383	5	18	0.278	3	10	0.300	2	29	31	14	6	0	15	18	54
PHOENIX	June 26	200	27	66	0.409	8	19	0.421	7	12	0.583	8	23	31	19	7	1	15	22	69
at Washington	June 28	200	31	62	0.500	5	17	0.294	10	11	0.909	7	27	34	24	2	4	15	24	77
CHICAGO	June 29	200	39	77	0.506	8	19	0.421	13	16	0.813	13	20	33	24	11	1	11	23	99
at Chicago	July 1	225	31	72	0.431	6	19	0.316	29	37	0.784	11	29	40	23	10	1	13	23	97
SEATTLE	July 3	200	26	68	0.382	5	13	0.385	5	8	0.625	9	22	31	20	6	1	12	9	62

2018 OPPONENT REGULAR SEASON GAME-BY-GAME TOTALS

TEAM	DATE	MIN	FGM	FGA	FG%	3PM	3PA	3P%	FTM	FTA	FT%	OR	DR	REB	AST	STL	BLK	TO	PF	PTS
at Chicago	May 20	200	30	63	0.476	6	13	0.462	14	18	0.778	9	34	43	20	5	6	15	19	80
MINNESOTA	May 25	200	27	69	0.391	4	18	0.222	20	25	0.800	10	34	44	13	4	2	9	17	78
DALLAS	May 29	200	28	59	0.475	13	31	0.419	20	28	0.714	6	26	32	18	8	4	32	20	89
at Indiana	June 2	225	31	79	0.392	7	23	0.304	12	18	0.667	10	23	33	17	6	1	9	28	81
PHOENIX	June 5	200	28	56	0.500	7	23	0.304	17	19	0.895	3	18	21	21	8	4	11	9	80
CONNECTICUT	June 7	200	33	82	0.402	8	25	0.320	14	24	0.583	16	24	40	22	6	3	9	21	88
INDIANA	June 10	200	27	66	0.409	6	19	0.316	15	19	0.789	9	22	31	19	7	3	15	19	75
LAS VEGAS	June 13	200	30	65	0.462	3	12	0.250	15	20	0.750	5	22	27	20	7	4	11	13	78
at Minnesota	June 16	200	34	70	0.486	6	18	0.333	11	14	0.786	7	28	35	23	9	0	17	19	85
ATLANTA	June 19	200	20	67	0.299	5	27	0.185	27	34	0.794	12	31	43	10	6	4	17	21	72
at Las Vegas	June 22	200	27	64	0.422	6	10	0.600	28	31	0.903	12	31	43	16	8	4	17	15	88
at Los Angeles	June 24	200	31	61	0.508	8	20	0.400	10	18	0.556	3	36	39	27	10	4	9	14	80
PHOENIX	June 26	200	26	54	0.481	14	23	0.609	17	22	0.773	3	25	28	19	4	6	13	15	83
at Washington	June 28	200	26	68	0.382	7	27	0.259	21	22	0.955	10	23	33	13	4	5	10	17	80
CHICAGO	June 29	200	35	62	0.565	11	21	0.524	22	26	0.846	5	22	27	27	3	5	13	15	103
at Chicago	July 1	225	31	74	0.419	12	30	0.400	20	23	0.870	6	29	35	23	6	4	15	32	94
SEATTLE	July 3	200	30	65	0.462	5	22	0.227	12	13	0.923	9	29	38	25	4	3	12	12	77

2018 NEW YORK LIBERTY REGULAR SEASON MISCELLANEOUS GAME-BY-GAME

Opponent	Date	W/L	Score	Ties	LC	Largest lead		Paint		2nd Chance		Fastbreak		Off TO's		Bench	
						NYL	Opp	NYL	Opp	NYL	OPP	NYL	OPP	NYL	OPP	NYL	OPP
at Chicago	May 20	L	80-75	7	8	5	8	28	34	14	8	9	8	15	16	35	34
MINNESOTA	May 25	L	78-72	5	16	6	6	30	16	18	11	3	13	2	12	29	17
DALLAS	May 29	W	94-89	3	3	5	17	28	38	6	10	12	8	10	23	20	13
at Indiana	June 2	W	87-81	7	7	20	7	34	22	14	7	8	6	22	8	36	7
PHOENIX	June 5	L	80-74	8	17	8	6	38	28	16	2	0	5	18	11	19	9
CONNECTICUT	June 7	L	88-86	1	8	15	4	36	40	5	19	3	4	15	14	21	25
INDIANA	June 10	W	78-75	14	18	7	5	16	24	9	12	0	0	17	12	32	25
LAS VEGAS	June 13	L	78-63	1	6	5	26	26	34	8	11	6	2	22	12	16	30
at Minnesota	June 16	L	85-71	0	2	1	24	22	42	3	1	9	8	24	12	40	26
ATLANTA	June 19	W	99-72	2	0	16	0	42	22	10	13	10	6	11	14	22	6
at Las Veas	June 22	L	88-78	9	3	4	10	22	18	8	17	2	6	23	20	37	29
at Los Angeles	June 24	L	80-54	0	0	0	31	28	34	2	0	2	7	8	11	36	37
PHOENIX	June 26	L	83-69	0	0	0	19	30	14	9	2	9	11	8	22	28	10
at Washington	June 28	L	80-77	8	11	5	10	40	32	10	15	12	7	14	18	14	20
CHICAGO	June 29	L	103-99	5	11	11	7	44	32	16	10	6	0	10	15	35	27
at Chicago	July 1	L	97-94	6	10	6	6	38	22	21	8	6	7	11	17	27	24
SEATTLE	July 3	L	77-62	4	8	3	20	36	42	8	19	11	4	16	12	22	16

2018 NEW YORK LIBERTY REGULAR SEASON SCORE BY PERIOD

Date	Team	W/L	NEW YORK LIBERTY								OPPONENTS							
			1st	2nd	1st Half	3rd	4th	2nd Half	OT	Total	1st	2nd	1st Half	3rd	4th	2nd Half	OT	Total
May 20	at Chicago	L	22	18	40	11	24	35		76	22	16	38	18	24	42		80
May 25	MINNESOTA	L	19	17	36	23	13	36		72	21	20	41	14	23	37		78
May 29	DALLAS	W	14	23	37	22	35	57		94	31	15	46	22	21	43		89
June 2	at Indiana	W	21	25	46	12	13	25	16	87	19	10	29	23	19	42	10	81
June 5	PHOENIX	L	27	11	38	17	19	36		74	21	22	43	14	23	37		80
June 7	CONNECTICUT	L	29	25	54	17	15	32		86	18	23	41	27	20	47		88
June 10	INDIANA	W	17	21	38	19	21	40		78	18	18	36	19	20	39		75
June 13	LAS VEGAS	L	21	12	33	12	18	30		63	23	14	37	19	22	41		78
June 16	at Minnesota	L	16	22	38	15	18	33		71	28	26	54	20	11	31		85
June 19	ATLANTA	W	17	17	34	16	29	45		79	6	18	24	25	23	48		72
June 22	at Las Vegas	L	15	11	26	26	26	52		78	15	19	34	20	34	54		88
June 24	at Los Angeles	L	12	15	27	14	13	27		54	18	25	43	18	19	37		80
June 26	PHOENIX	L	16	21	37	11	21	32		69	30	14	44	23	16	39		83
June 28	at Washington	L	22	17	39	18	20	38		77	23	21	44	21	15	36		80
June 29	CHICAGO	L	27	28	55	15	29	44		99	26	26	52	22	29	51		103
July 1	at Chicago	W	23	21	44	29	21	50	13	97	18	27	45	22	17	49	10	94
July 3	SEATTLE	L	19	9	28	23	11	34		62	16	23	39	25	13	38		77

LEAGUE RANKINGS

	STAT	RANK
Points Per Game	77.4	10
Opponent Points Per Game	83.0	4
FG Percentage	.426	10
Opponent FG Percentage	.440	6
Free Throw Percentage	.777	9
3FG Percentage	.321	10
Opponent 3FG Percentage	.354	5
Offensive Rebounds Per Game	8.7	8
Defensive Rebounds Per Game	24.4	10
Rebounds Per Game	33.1	9
Assists Per Game	19.8	3
Steals Per Game	7.2	5
Turnovers Per Game	14.3	6
Blocks Per Game	2.6	12

INDIVIDUAL LEAGUE LEADERS

TINA CHARLES	STAT	RANK
Scoring Average	19.4	8
Offensive Rebounds Per Game	1.7	13
Defensive Rebounds Per Game	4.8	15
Rebounds Per Game	6.5	16
Minutes Per Game	32.9	4
Blocks Per Game	0.65	19

BRIA HARTLEY	STAT	RANK
Assists Per Game	3.6	17

BRITTANY BOYD	STAT	RANK
Assists Per Game	4.6	6

KIAH STOKES	STAT	RANK
Offensive Rebounds Per Game	1.5	20

2018 WNBA STANDINGS

LEAGUE OVERALL	W	L	PCT	GB	CONF	HOME	ROAD	L-10	STREAK
#1 Seattle Storm	13	5	0.722	-	6-4	8-3	5-2	7-3	W 3
#2 Phoenix Mercury	13	5	0.722	-	6-3	4-3	9-2	8-2	W 3
#3 Los Angeles Sparks	12	6	0.667	1	5-4	8-2	4-4	6-4	L 1
#4 Washington Mystics	10	6	0.625	2	7-1	6-4	4-2	5-5	L 1
#5 Connecticut Sun	10	7	0.588	2.5	6-4	5-1	5-6	4-6	W 1
#6 Minnesota Lynx	10	7	0.588	2.5	6-3	5-3	5-4	8-2	L 1
#7 Dallas Wings	8	8	0.500	4	4-7	5-3	3-5	5-5	W 1
#8 Atlanta Dream	8	8	0.500	4	5-3	4-2	4-6	5-5	W 1
#9 Chicago Sky	6	11	0.353	6.5	4-5	4-5	2-6	3-7	L 2
#10 Las Vegas Aces	6	12	0.333	7	2-8	3-5	3-7	5-5	L 1
#11 New York Liberty	5	12	0.294	7.5	4-4	3-7	2-5	2-8	L 1
#12 Indiana Fever	2	16	0.111	11	1-10	1-9	1-7	2-8	W 1

LIBERTY 2018 SEASON HEADLINES

- New York finished with the best record in the WNBA Eastern Conference for the 3rd-straight season, going 22-12 overall, earning the No. 3 seed in the WNBA Playoffs.
- The Liberty posted three consecutive seasons with at least 20 victories.
- New York lost to Washington in the 2nd Round of the WNBA Playoffs, falling in a single-elimination game at The Garden 82-68.
- Tina Charles finished the season ranked 3rd in the WNBA in scoring, 4th in rebounding, and 6th in minutes (32.2 mpg). She was named 1st Team All-WNBA for a 3rd-straight season and named 1st Team WNBA All-Defensive for the 1st time in her career. Charles was named 1st Team All-WNBA for a 2nd-straight season, becoming the 1st Liberty player to earn the accolade in back-to-back seasons.
- Katie Smith became the 7th head coach in franchise history this year. Smith retired following the 2013 season in New York, and spent the last four years as an assistant coach with the Liberty, having been promoted to Associate Head Coach prior to the 2016 season.

KEY MATCHUP

Tina Charles and Elena Delle Donne are two of the brightest stars in the league, and it's almost a foregone conclusion the duo will get their fair share of buckets. A matchup that may prove to be more important, however, is the battle between shooting guards Epiphanny Prince and Kristi Tolliver. Prince scored a team-high 21 points in the first matchup between the two teams, while Tolliver ranks second on the Mystics with 14.1 points per game.

LAST MEETING

On June 28, 2018, an Elena Delle Donne three-pointer at the buzzer gave the Mystics an 80-77 victory over the Liberty in Washington.

Delle Donne finished with a team-high 22 points. The victory was the Mystics' fourth in a row.

Epiphanny Prince led the Liberty with 21 points, including four 3-pointers, while Tina Charles added 18.

IT AIN'T EASY BEING BREEZY

After not finding the bottom of the basket in the first half, Bria Hartley exploded for 14 points in the third quarter against the Storm on Tuesday. With her 14th, the fifth-year pro scored the 1,000th point of her career. She finished with a team-high 16 points, hitting three of her five attempts from behind the arc.

CENTER OF ATTENTION

A good portion of the Liberty's minutes at center get soaked up by the duo of Kia Vaughn and Amanda Zahui B, and the pair has played well recently. They have combined for 18.7 points per game over the past seven contests, shooting 60.9 percent from the field over that span.

LIBERTY FACTS & FIGURES - KEY NUMBERS

9	season.	5
New York has netted nine threes as a team three times this season going 1-2 (Chicago (5/20), Dallas (5/29) and Phoenix (6/5)).	Sugar Rodgers' five triples against Indiana (6/10) marked the most makes by a Liberty player this season.	
34		15
The Liberty have had two players-Tina Charles vs. Dallas (5/29) and Kia Nurse at Indiana (6/2)-finish with 34 points and are 2-0 when they do	The 15 point loss to Las Vegas marked the first time the team faced a double-digit setback.	
6		11
Kiah Stokes is six blocks away from tying first all-time in Liberty history.	Brittany Boyd became the first player in WNBA history to reach 11 assists in under 20 minutes of play.	
6		1000
Bria Hartley has finished with six assists three times this	Bria Hartley reached 1,000 career points vs. Seattle (7/3).	

FOR CHARITY

The Liberty's inconsistent effort to get to the line is often a difference maker separating its wins from losses this season. Of it five victories, New York has earned 123 trips to the line in total, 24.6 trips per game. However, through 12 setbacks, the Liberty has managed to get to the line only 141 times, 11.8 times per contest. In turn, the Liberty is netting only 73.4 points in setbacks and is dropping 87.0 in wins.

THE MORE THE MERRIER

In New York victories this season, Tina Charles (25.4 ppg), Shavonte Zellous (14.2 ppg) and Kia Nurse (14.0) average double-figures. Bria Hartley is slightly shy of the benchmark putting in 9.0 points per game while Sugar Rodgers averages 8.0 ppg through three wins. Only competing in one win this season, Epiphanny Prince registered eight points. Charles is the only player to still exceed the 10-point mark in losses with Zellous and Nurse chipping in 5.4 and 7.3 respective points. Amanda Zahui B contributes 9.5 points in defeats.

NEW YORK VS. SEATTLE RECAP (7/3)

LIBERTY OFFENSE STALLS AGAINST STORM, 77-62

Bria Hartley scores 1,000th career point in a 16-point effort

White Plains, NY – July 3, 2018 – The New York Liberty held a 26-25 lead over the Seattle Storm with four minutes left in the second quarter, but that would be its last advantage of the contest. The Storm (13-5) went on a 14-2 run to end the half, eventually coming out on top, 77-62, at the Westchester County Center on Tuesday night.

Coming off back-to-back games with over 95 points, the Liberty (5-12) offense could not get much going against the Storm. Their 62-point output was their second-lowest of the season, besting only the 54 points they scored against the Sparks (6/24).

Head coach Katie Smith explained why Seattle pulled away. "They got a lot of easy buckets. If you are not scoring, you can't let the other team score. At times, we couldn't get a shot off or run through our offense. Sometimes you aren't going to hit shots, but you can't allow them to get easy baskets like that."

After not scoring in the first half, Bria Hartley exploded for 14 points in the third quarter. With her 14th point, the fifth-year pro scored the 1,000th point of her career. She finished with a team-high 16 points, hitting three of her five attempts from behind the arc.

Hartley commented on the milestone. "It feels great. It's definitely a blessing. A lot of players try to get into this league and might not even be able to score a point so to reach 1,000 is a dream come true and I'm excited that I got the opportunity to do that."

Amanda Zahui B added 13 points to the Liberty cause in 19 minutes off the bench. The center has scored in double-figures in five of her last seven appearances.

The loss was the New York's sixth in their past seven games, and their eighth in nine matchups against Western Conference foes this season.

NEW YORK AT CHICAGO RECAP (7/1)

LIBERTY SEVER DROUGHT WITH OVERTIME VICTORY IN CHICAGO, 97-94

Tina Charles' game-winning basket part of a 28-point performance

Chicago, Ill. – July 1, 2018 – The New York Liberty suffered an 8-0 run by the Chicago Sky with 30 ticks remaining in overtime. However, Tina Charles turned the tide for the Liberty hauling an offensive board and draining a hook shot to move her team in front for good, 97-94, Sunday evening at Wintrust Arena. The victory severs a five-game drought for New York (5-11) and rewards the Liberty its first win of the series against the hosts.

"We fought, we got up a little bit, gave up a couple buckets, but give them credit," head coach Katie Smith began. "I mean [Allie] Quigley was just, she is something else. [...] We made shots, we found Tina. We got stops when we needed to and rebounds. I'm just really proud and happy for our team to get this win because we've been battling the last few games and right at the end. To get this one feels good."

Charles' clutch offensive prowess was also evident in regulation as the forward hit the game-tying basket with less than a minute left. Her valiant effort tied a game-high 28 points marking her seventh game this season with more than 20. She is now averaging 23.7 points per game through the season series with the Sky (6-10).

Four other Liberty players joined Charles in double figures, including Kia Vaughn, who registered a double-double in the contest comprised of 12 points and 11 rebounds. Five of her boards came on the offensive glass while the big also shot 80-percent from the floor.

Brittany Boyd finished with a season-high 14 points and team-best five assists. Shavonte Zellous and Bria Hartley chipped in 12 and 10 points, respectively.

For the second consecutive game, all 10 Liberty players who saw the court registered a made field goal. The Liberty have averaged 98 points per game over that two-game span, and they have averaged 23.7 assists per contest over the past three.

NEW YORK LIBERTY FRANCHISE ALL TIME LEADERS

POINTS SCORED

1.	Vickie Johnson	3,246
2.	Cappie Pondexter	2,970
3.	Tina Charles	2,859
4.	Becky Hammon	2,367
5.	Crystal Robinson	2,301
6.	Shameka Christon	2,295
7.	Tari Phillips	1,826
8.	Essence Carson	1,790
9.	Janel McCarville	1,448
10.	Tamika Whitmore	1,394

SCORING AVERAGE (AS OF LAST SEASON)

1.	Tina Charles	18.9
2.	Cappie Pondexter	17.9
3.	Tari Phillips	12.9
4.	Sophia Witherspoon	12.1
5.	Shameka Christon	11.6
6.	Vickie Johnson	11.5
7.	Janel McCarville	11.3
8.	Ann Wauters	11.3
9.	Crystal Robinson	10.7
10.	Plenette Pierson	10.6

REBOUNDS

1.	Tina Charles	1,343
2.	Tari Phillips	1,077
3.	Vickie Johnson	1,053
4.	Sue Wicks	788
5.	Teresa Weatherspoon	750
6.	Kia Vaughn	712
7.	Cathrine Kraayeveld	703
8.	Janel McCarville	695
9.	Kiah Stokes	684
10.	Shameka Christon	679

BLOCKED SHOTS

1.	Sue Wicks	155
2.	Kiah Stokes	149
3.	Elena Baranova	147
4.	Shameka Christon	133
5.	Janel McCarville	113
	Tina Charles	113
7.	Tamika Whitmore	98
8.	Plenette Pierson	85
9.	Rebecca Lobo	84
10.	Essence Carson	83

3PT FIELD GOALS MADE

1.	Crystal Robinson	400
2.	Becky Hammon	331
3.	Shameka Christon	288
4.	Cappie Pondexter	236
5.	Leilani Mitchell	233
6.	Sugar Rodgers	231
7.	Vickie Johnson	221
8.	Cathrine Kraayeveld	215
9.	Nicole Powell	167
10.	Loree Moore	140

TIMES LED THE LIBERTY IN

	PTS	REB	AST	STL	BLK	MIN	10+ PTS	15+ PTS	20+ PTS	30+ PTS	5+ REB	10+ REB	5+ AST	10+ AST	3+ STL	3+ BLK	DBL-DBL
Sugar Rodgers	1	1	1	2	1		1	1			1				1		
Marissa Coleman	1	1	1	3			2				2						
Tina Charles	12	8	4	3	4	14	15	11	6	1	9	1	1				3
Bria Hartley	1	1	5	5		1	4	2					3				
Shavonte Zellous		1	4	2	1		7	2			2		2				
Kia Nurse	1		2	3	2	2	6	2	1	1	1						
Amanda Zahui B.	2	2		2	2		3	1	1		2						
Mercedes Russell				1	1												
Rebecca Allen					3												
Brittany Boyd		1	8	4	1		1				1		3	1			
Epiphanny Prince	1			2			2	2	2								
Kiah Stokes		2		1	3						3	1					
Kia Vaughn		2		4	1		2	1			3	1					1

NEW YORK'S RECORD WHEN...

Overall.....	5-12
At home	3-7
On the road	2-5
Against Eastern Conference.....	4-4
Against Western Conference.....	1-8
After a win	1-2
After a loss	4-9
In overtime	2-0
Games decided by 1-3 points	2-2
Games decided by 4-5 points	1-2
Games decided by 6-10 points	2-3
Games decided by 11-20 points	0-4
Games decided by 20+ points.....	0-1
Scoring 70+ points	5-9
Scoring under 70 points	0-3
Opponent scores 70+ points.....	5-12
Opponent scores under 70 points	0-0
Shooting under 44 percent.....	3-8
Shooting 44-49 percent	1-2
Shooting 50-54 percent	1-2
Shooting 55-59 percent	0-0
Shooting 60 percent or higher.....	0-0
Outrebound opponent	2-2
Opponent outrebounds New York	3-9
Rebounds are even.....	1-0
Creates more turnovers	4-4
Opponent creates more turnovers	1-7
Turnovers are even	0-1
Scores more points off turnovers.....	2-6
Opponent scores more points off turnovers.....	3-5
Points off turnovers is even	0-0
Scores more points in the paint	4-6
Opponent scores more points in the paint.....	1-6
Points in the paint is even	0-0
Scores more 2nd chance points	3-5
Opponent scores more 2nd chance points	2-7
2nd chance points are even.....	0-0
Scores more fast break points.....	2-6
Opponent scores more fast break points	0-6
Fast break points are even	1-0
Scores more bench points	5-8
Opponent scores more bench points	0-4
Bench points are even	0-0
On Monday.....	0-0
On Tuesday	2-3
On Wednesday	0-1
On Thursday	0-2
On Friday.....	0-3
On Saturday	1-0
On Sunday.....	2-3

AP WNBA PRESEASON POLL

Rank	Team
1.	Minnesota (9)
2.	Los Angeles (5)
3.	Connecticut
4.	Phoenix
5.	New York
6.	Dallas
7.	Seattle
8.	Washington
9.	Atlanta
10.	Chicago
11.	Las Vegas
12.	Indiana

Charles explained. "We have always been so close when it came to winning other games that we've lost, so this is a big confidence booster for us."

The contest tabbed the Liberty's second overtime game of the season, and they have escaped victorious on both occasions. Earlier this season, they needed extra time to beat the Fever (6/2).

NEW YORK VS. CHICAGO RECAP (6/29)

LIBERTY COME UP JUST SHORT IN SLUGFEST, 103-99

Season-best scoring effort not enough to overcome the streaking Sky

White Plains, NY – June 29, 2018 – Clutch shots managed to keep the New York Liberty within striking distance of the Chicago Sky until the final buzzer, but they could not get a crucial stop down the stretch, falling 103-99 at the Westchester County Center on Friday night.

It was the second nail-biter in as many nights for the Liberty (4-11), who were playing the second leg of a back-to-back after losing on a buzzer-beater in Washington yesterday evening. In two defeats to the Sky (6-9) this season, New York has lost by a combined eight points.

Liberty guard Shavonte Zellous commented on the tough loss. "It's more frustrating because it's not like we're getting blown out with these losses. It's like one possession, two possessions, that we either didn't get to the board or we didn't capitalize on our offense. That hurts us sometimes and puts us in tough situations. These games are going to keep coming and they can break us down or build us up and right now we're learning to let these games build us up."

Tina Charles got off to a quick start for the Liberty, scoring their first seven points of the game. With her seventh, she surpassed Tangela Smith to move into 17th on the WNBA all-time scoring list. The veteran finished the game with a team-leading 24 points and has scored in double-figures in every game this season. She also has concluded six games with over 20 points.

Epiphanny Prince chipped in 21 for the Liberty, her second consecutive game with that total. The guard is shooting 64 percent from the field and has seven threes over her past two games. Brittany Boyd and Amanda Zahui B joined Charles and Prince in double figures with 10 points apiece off the bench.

Head coach Katie Smith commented on Prince's recent play. "The last two nights it's been really nice to have her contributions. Not only is she a great scorer in a variety of ways, but she can also find people and is a good facilitator. It's really nice to have that presence because the other team has to honor her when she is on the floor. It's really a positive to see her to be able to produce like this."

The Liberty shot 50 percent from the field and gathered 24 assists for the second consecutive game. Their 99 points were the most they have scored this season, but so were the 103 points they allowed.

The loss was the New York's fifth in a row, and their seventh in their last eight games. They do not have to wait long for a shot at redemption, as they face the Sky in Chicago on Sunday. Tipoff is set for 6:00 p.m. (ET) at the Wintrust Arena.

NEW YORK AT WASHINGTON RECAP (6/28)

NEW YORK FALLS AT THE BUZZER, 80-77

The Liberty come up just short against the conference-leading Mystics

Washington, DC – June 28, 2018 – Despite a double-team, Tina Charles made a tough bank shot with seven seconds remaining to tie the game at 77 apiece for the New York Liberty. However, the Washington Mystics' Elena Delle Donne made sure there was no overtime. Her three at the buzzer gave the Mystics (10-5) an 80-77 victory over the Liberty (4-10) at the Capital One Arena on Thursday night.

The contest saw 11 lead changes and eight ties, as neither team could build a lead larger than nine. It was the eighth Liberty game this season settled by six or fewer points, and it was their second defeat this year by way of a buzzer-beating three.

Epiphanny Prince led New York with 21 points, her season-high, making eight of her 13 attempts from the field. The guard had scored just 23 points total in her first five appearances this season.

Charles contributed 18 points for the Liberty, along with seven rebounds and six assists. Kia Vaughn joined Prince and Charles in double figures, scoring a season-high 16 points. Her previous high was eight, a total she exceeded in the first half.

Both team cashed in from the free throw line, missing just one apiece, but Washington had 22 attempts compared to New York's 11.

POSTGAME QUOTES (7/3)

Bria Hartley on the second quarter of the game...

"It just came down to getting turnovers, not really hitting shots they were able to get out in transition and kind of get some easy buckets, so we had to come together to stop their run and keep our composure."

Hartley on her 1,000th point...

"It feels great. It's definitely a blessing. A lot of players try to get into this league and might not even be able to score a point so to reach 1,000 is a dream come true and I'm excited that I got the opportunity to do that."

Hartley on losing after a win...

"We just have to keep building I think. We've got a couple wins and then maybe a loss after the next game. We have to make sure we're building good habits. We want to become consistent. We win one game and then come back and we lose another one so we just have to come back, keep coming together, and keep growing as a team. We want to be more consistent."

Amanda Zahui B on how to come off of a loss...

"We have to stay focused on all of the small things. Small things vary from game to game but we always have to box out, play good solid defense, and know that we are a winning team and that we can win as a team."

Zahui B on how to come back . . .
"Even though we've been playing together, we're still learning. We have to go up and make it quicker. All teams are going to have runs. We just have to stay focused and locked in on what we're doing."

COACH'S CORNER

7/3 Postgame Quotes

Head coach Katie Smith on her message to the team . . .

"We are being very repetitive on what we've asked them to do. We are undisciplined and not always on the same page throughout the game. On both ends of the floor. It doesn't matter who is in the game, it's a lot of break downs and poor execution on both ends."

Smith on Tina Charles lowest point total of the season . . .

"Everyone is going to presser her. They were always sitting someone in her lap and bringing people from the backside. They were congesting with a lot of people. She is a willing passer and really facilitating. She just didn't knock down shots and find those opportunities. Missed a couple jump shots but I thought Seattle for the most part made her work. They put a lot of people around her and made her make passes. Nothing new, she is going to face that the whole year. It's going to be a lot of work on her end but also as a team we have to help by knocking down shots."

Smith on Bria Hartley's explosive third quarter . . .

"I'm just glad she was aggressive. We need another scorer, Piph [Epiphanny Prince], couldn't quite get going tonight. I thought Brittany Boyd gave us good energy. Hartley moving the ball at the one but also moving her to the two position gives us another threat. She can create off the dribble and knock down shots. Bria [Hartley] is a very good offensive player that needs to continue to look for her shot."

Smith on Seattle's 16-2 run in the second quarter . . .

"A couple missed shots. A couple easy run outs. They got a lot of easy buckets. If you are not scoring, you can't let the other team score. At times, we couldn't get a shot off or run through our offense. We didn't score but we gave up layups. You have to dig in on the defensive end. Sometimes you aren't going to hit shots but you can't allow them to get easy run outs like that, offensive rebounds and getting those buckets."

Smith on what separates teams in this league . . .

"This league is so good. Very little separates top from bottom. The little things are what separates teams. Those that are more discipline and consistent throughout the 40 minutes are going to get wins."

Smith on the Liberty's mentality . . .

"If we can come together and be a little bit more discipline and execute the game on both ends, then I think we can play with anyone. I truly believe that we can beat anybody. Right now, we are beating ourselves in a lot of games in a variety of ways."

HOME/AWAY SPLITS

HOME/ROAD SPLITS		
HOME	STAT	AWAY
3-7	RECORD	2-5
77.6	PPG	77.1
82.3	OPP. PPG	84.0
.434	FG%	.413
.440	OPP FG%	.438
.335	3PT%	.301
.344	OPP 3PT%	.369
.732	FT%	.825
40.0	RPG	41.1
20.1	APG	19.3
7.2	SPG	7.1
13.6	TO	15.3
2.2	BLK	3.1

RECORD					TEAM WINNING & LOSING STREAKS:									
Overall	5-12	3-7	2-5	2-0	Overall	Loss - 1	HOME	Loss - 3	ROAD	Win - 1	Win - 1	Loss - 4	Win - 7/1 @ CHI 97-94	Loss - 6/28 @ WAS 80-77
EASTERN	4-4	2-2	2-2	2-0	Long: Win - 2	Loss - 5	Win - 1	Win - 3	Win - 1	Win - 1	Loss - 4	Win - 7/1 @ CHI 97-94	Loss - 6/28 @ WAS 80-77	
WESTERN	1-8	1-5	0-3	0-0	Last: Win - 7/1 @ CHI 97-94	Loss - 7/3 vs. SEA 77-62	Win - 6/19 - vs. ATL 79-72	Loss - 7/3 vs. SEA 77-62	Win - 6/19 - vs. ATL 79-72	Loss - 7/3 vs. SEA 77-62	Win - 7/1 @ CHI 97-94	Loss - 6/28 @ WAS 80-77		
					HOME ATTENDANCE					At Start Of:				
WON	LOST	OFFENSE	VsOPP		Games:	10	2nd Ahead:	3-4	1-4	2-0	-44%	3-8	1-5	2-3
May	1	2	70+	5-8	.500+	2-8	Behind:	2-6	2-3	0-3	45-49%	1-2	1-1	0-1
June	3	9	70<	0-4	.500<	3-4	Tied:	0-2	0-0	0-2	50-54%	1-2	1-1	0-1
July	1	1	DEFENSE		Average:	2,264	3rd Ahead:	3-3	2-2	1-1	55-59%	0-0	0-0	0-0
Aug.	0	0	70+	5-12	High:	7,215	Behind:	2-9	1-5	1-4	+60%	0-0	0-0	0-0
Sep.	0	0	70<	0-0			Tied:	0-0	0-0	0-0				
							4th Ahead:	3-2	2-2	1-0				
							Behind:	2-10	1-5	1-5				
							Tied:	0-0	0-0	0-0				
Largest margin victory.....7 vs. ATL 6/19.....														
Smallest margin victory.....3 vs. IND 6/10.....														
.....3 @ CHI 7/1.....														
Largest margin of defeat.....26 @ LA 6/24.....														
Smallest margin of defeat.....2 vs. CON 6/7.....														
Largest lead.....20 @ IND 6/2.....														
Largest lead blown (loss).....15 vs. CON 6/7.....														
Largest deficit.....31 @ LA 6/24.....														
Largest deficit overcome for win.....17 vs. DAL 5/29.....														
Largest rebounding margin.....18 @ PHO 6/5.....														
Opp. largest rebounding margin.....13 @ CHI 5/20.....														
.....13 @ MIN 6/13.....														
Largest points in the paint margin.....20 vs. ATL 6/19.....														
Opp. largest point in the paint margin.....20 @ MIN 6/16.....														
Largest second chance points margin.....14 vs. MIN 5/25.....														
.....14 vs. CON 6/7.....														
Opp. largest second chance points margin.....16 @ MIN 6/16.....														

MARGINS	1	2	3	4	5	6	7	8	9	10	11	12	13	14	15	16	17	18	19	20	21	22	23
Won By:			2		1	1																	
Lost By:		1	1	2		2				1				2	2								
	24	25	26	27	28	29	30	31	32	33	34	35	36	37	38	39	40	41	42	43	44	45	46+
Won By:																							
Lost By:			1																				

2018 NEW YORK LIBERTY STARTING LINEUP COMBINATIONS

GAME	GUARD	GUARD	GUARD/FORWARD	FORWARD	CENTER	RECORD
5/20 @ CHI	HARTLEY	RODGERS	ZELLOUS	COLEMAN	CHARLES	0-1
5/25 vs. MIN	HARTLEY	ZELLOUS	COLEMAN	CHARLES	STOKES	0-1
5/29 vs. DAL	HARTLEY	ZELLOUS	COLEMAN	CHARLES	STOKES	1-1
6/2 @ IND	HARTLEY	ZELLOUS	COLEMAN	CHARLES	STOKES	2-1
6/5 vs. PHO	HARTLEY	ZELLOUS	COLEMAN	CHARLES	VAUGHN	0-1
6/7 vs. CON	HARTLEY	ZELLOUS	COLEMAN	CHARLES	VAUGHN	0-2
6/10 vs. IND	HARTLEY	ZELLOUS	COLEMAN	CHARLES	VAUGHN	1-2
6/13 vs. LV	HARTLEY	ZELLOUS	COLEMAN	CHARLES	VAUGHN	1-3
6/16 @ MIN	HARTLEY	ZELLOUS	COLEMAN	CHARLES	VAUGHN	1-4
6/19 vs. ATL	HARTLEY	ZELLOUS	COLEMAN	CHARLES	VAUGHN	2-4
6/22 @ LV	HARTLEY	RODGERS	COLEMAN	CHARLES	VAUGHN	0-1
6/24 @ LA	HARTLEY	PRINCE	ZELLOUS	CHARLES	VAUGHN	0-1
6/26 vs. PHO	HARTLEY	PRINCE	ZELLOUS	CHARLES	VAUGHN	0-2
6/28 @ WAS	HARTLEY	PRINCE	ZELLOUS	CHARLES	VAUGHN	0-3
6/29 vs. CHI	HARTLEY	PRINCE	ZELLOUS	CHARLES	VAUGHN	0-4
7/1 @ CHI	HARTLEY	PRINCE	ZELLOUS	CHARLES	VAUGHN	1-4
7/3 vs. SEA	HARTLEY	PRINCE	ZELLOUS	CHARLES	VAUGHN	1-5

LIBERTY TEAM HIGHS

POINTS	99	vs. Chicago (6/29)
FIELD GOALS MADE	39	vs. Chicago (6/29)
FIELD GOALS ATTEMPTED	80	@ Las Vegas 6//22
3-POINT FG MADE	13	vs. Indiana (6/10)
3-POINT FG ATTEMPTED	28	vs. Phoenix (6/5)
FREE THROWS MADE	30	@ Indiana (6/2)
FREE THROWS ATTEMPTED	37	@ Chicago (7/1)
OFFENSIVE REBOUNDS	19	vs. Phoenix (6/5)
DEFENSIVE REBOUNDS	34	@ Indiana (6/2)
TOTAL REBOUNDS	46	@ Indiana (6/2)
ASSISTS	25	vs. Connecticut 6/7
STEALS	12	vs. Atlanta (6/19)
BLOCKED SHOTS	6	@ Las Vegas 6//22
TURNOVERS	20	@ Indiana (6/2)

LIBERTY TEAM LOWS

POINTS	54	@ Los Angeles (6/24)
FIELD GOALS MADE	23	@ Los Angeles (6/24)
FIELD GOALS ATTEMPTED	57	vs. Indiana (6/10)
3-POINT FG MADE	3	@ Indiana (6/2)
3-POINT FG ATTEMPTED	13	vs. Seattle (7/3)
FREE THROWS MADE	3	vs. Phoenix (6/5)
	3	vs. Las Vegas (6/13)
	3	@ Los Angeles (6/24)
FREE THROWS ATTEMPTED	5	vs. Phoenix (6/5)
OFFENSIVE REBOUNDS	2	@ Los Angeles (6/24)
DEFENSIVE REBOUNDS	19	vs. Indiana (6/10)
	19	vs. Las Vegas (6/13)
	19	@ Minnesota (6/16)
TOTAL REBOUNDS	22	vs. Indiana (6/10)
	22	@ Minnesota (6/16)
ASSISTS	11	vs. Minnesota (5/25)
STEALS	2	@ Washington (6/28)
BLOCKED SHOTS	0	vs. Phoenix (6/5)
	0	vs. Atlanta (6/19)
	0	@ Los Angeles (6/24)
TURNOVERS	6	vs. Minnesota (5/25)

OPPONENT TEAM HIGHS

POINTS	103	vs. Chicago (6/29)
FIELD GOALS MADE	35	vs. Chicago (6/29)
FIELD GOALS ATTEMPTED	82	vs. Connecticut (6/7)
3-POINT FG MADE	14	vs. Phoenix (6/26)
3-POINT FG ATTEMPTED	31	vs. Dallas (5/29)
FREE THROWS MADE	28	@ Las Vegas 6//22
FREE THROWS ATTEMPTED	31	@ Las Vegas 6//22
OFFENSIVE REBOUNDS	16	vs. Connecticut (6/7)
DEFENSIVE REBOUNDS	36	@ Los Angeles (6/24)
TOTAL REBOUNDS	44	vs. Minnesota (5/25)
ASSISTS	27	@ Los Angeles (6/24)
	27	vs. Chicago (6/29)
STEALS	10	@ Los Angeles (6/24)
BLOCKED SHOTS	6	at Chicago (5/20)
	6	vs. Phoenix (6/26)
TURNOVERS	19	vs. Dallas (5/29)

OPPONENT TEAM LOWS

POINTS	72	vs. Atlanta (6/19)
FIELD GOALS MADE	20	vs. Atlanta (6/19)
FIELD GOALS ATTEMPTED	54	vs. Phoenix (6/26)
3-POINT FG MADE	3	vs. Las Vegas (6/13)
3-POINT FG ATTEMPTED	10	@ Las Vegas 6//22
FREE THROWS MADE	10	@ Los Angeles (6/24)
FREE THROWS ATTEMPTED	13	vs. Seattle (7/3)
OFFENSIVE REBOUNDS	3	vs. Phoenix (6/5)
	3	@ Los Angeles (6/24)
	3	vs. Phoenix (6/26)
DEFENSIVE REBOUNDS	18	vs. Phoenix (6/5)
TOTAL REBOUNDS	27	vs. Las Vegas (6/13)
ASSISTS	10	vs. Atlanta (6/19)
STEALS	3	vs. Chicago (6/29)
BLOCKED SHOTS	0	@ Minnesota (6/16)
TURNOVERS	9	vs. Minnesota (5/25)
	9	@ Indiana (6/2)
	9	vs. Connecticut (6/7)
	9	@ Los Angeles (6/24)

LIBERTY INDIVIDUAL HIGHS

POINTS	34	Tina Charles vs. Dallas (5/29)
	34	Kia Nurse @ Indiana (6/2)
FIELD GOALS MADE	13	Tina Charles vs. Dallas (5/29)
FIELD GOALS ATTEMPTED	25	Tina Charles vs. Phoenix (6/5)
3-POINT FG MADE	5	Sugar Rodgers vs. Indiana 6/10
3-POINT FG ATTEMPTED	9	Sugar Rodgers vs. Indiana 6/10
FREE THROWS MADE	15	Kia Nurse @ Indiana (6/2)
FREE THROWS ATTEMPTED	16	Kia Nurse @ Indiana (6/2)
OFFENSIVE REBOUNDS	5	Tina Charles vs. Minnesota (5/25)
	5	Amanda Zahui B. vs. Phoenix (6/5)
	5	Kia Vaughn @ Chicago (7/1)
DEFENSIVE REBOUNDS	9	Kiah Stokes @ Indiana (6/2)
TOTAL REBOUNDS	12	Tina Charles vs. Minnesota (5/25)
	12	Kiah Stokes @ Indiana (6/2)
ASSISTS	11	Brittany Boyd vs. Atlanta (6/19)
STEALS	4	Marissa Coleman vs. Dallas (5/29)
BLOCKED SHOTS	3	Tina Charles vs. Connecticut (6/7)
	3	Tina Charles vs. Indiana (6/10)
	3	Tina Charles @ Las Vegas (6/22)
TURNOVERS	6	Tina Charles vs. Dallas (5/29)
	6	Tina Charles @ Las Vegas (6/22)
MINUTES	40	Kia Nurse @ Indiana (6/2)

OPPONENT INDIVIDUAL HIGHS

POINTS	39	Angel McCoughtry vs. Atlanta (6/19)
FIELD GOALS MADE	12	Brittney Griner vs. Phoenix (6/5)
FIELD GOALS ATTEMPTED	22	Angel McCoughtry vs. Atlanta (6/19)
3-POINT FG MADE	7	Diana Taurasi vs. Phoenix (6/26)
3-POINT FG ATTEMPTED	12	Renee Montgomery vs. Atlanta (6/19)
FREE THROWS MADE	19	Angel McCoughtry vs. Atlanta (6/19)
FREE THROWS ATTEMPTED	22	Angel McCoughtry vs. Atlanta (6/19)
OFFENSIVE REBOUNDS	7	Jonquel Jones vs. Connecticut (6/7)
DEFENSIVE REBOUNDS	11	A'ja Wilson @ Las Vegas (6/22)
TOTAL REBOUNDS	16	Liz Cambage vs. Dallas (5/29)
ASSISTS	11	Chelsea Gray @ Los Angeles (6/24)
	11	Sue Bird vs. Seattle (7/3)
STEALS	4	Kayla Thornton vs. Dallas (5/29)
BLOCKED SHOTS	6	Brittney Griner vs. Phoenix (6/26)
TURNOVERS	7	Tanisha Wright @ Minnesota (6/16)
MINUTES	40	Candice Dupree @ Indiana (6/2)



FORWARD

#9 REBECCA ALLEN

4TH SEASON | AUSTRALIA | 6-2 | BORN NOVEMBER 6, 1992

YEAR-BY-YEAR AVERAGES

SEASON	TEAM	G	GS	MPG	FG%	3P%	FT%	OREB	DREB	RPG	APG	SPG	BPG	TO	PF	PPG
2015	NYL	2	0	17.0	.300	.000	.000	1.0	3.5	4.5	0.0	1.5	1.0	1.5	0.5	3.0
2016	NYL	21	6	13.3	.459	.567	.867	0.6	1.1	1.7	0.5	0.4	0.5	0.6	1.7	5.7
2017	NYL	33	0	9.2	.376	.341	0.1	0.4	1.6	2.0	0.5	0.4	0.4	0.5	1.1	2.8
Career		56	6	11.0	41.1	41.0	71.4	0.5	1.5	2.0	0.5	0.4	0.4	0.6	1.3	3.9

YEAR-BY-YEAR TOTALS

SEASON	TEAM	G	GS	MIN	FGM-A	3PM-A	FTM-A	OREB	DREB	REB	AST	STL	BLK	TO	PF	PTS
2015	NYL	2	0	34	3 - 10	0 - 4	0 - 0	2	7	9	0	3	2	3	1	6
2016	NYL	21	6	280	45 - 98	17 - 30	13 - 15	12	23	35	11	9	11	13	35	120
2017	NYL	33	0	304	38 - 101	15 - 44	2 - 6	13	54	67	17	12	13	18	35	93
Career		56	6	618	86 - 209	32 - 78	15 - 21	27	84	111	28	24	26	34	71	219

PLAYOFF YEAR-BY-YEAR AVERAGES

SEASON	TEAM	G	GS	MPG	FG%	3P%	FT%	OREB	DREB	RPG	APG	SPG	BPG	TO	PF	PTS
2017	NYL	1	0	6.7	100	100	0.0	0.0	0.0	0.0	0.0	0.0	1.0	0.0	1.0	3.0
Career	NYL	1	0	6.7	100	100	0.0	0.0	0.0	0.0	0.0	0.0	1.0	0.0	1.0	3.0

PLAYOFF YEAR-BY-YEAR TOTALS

SEASON	TEAM	G	GS	MPG	FG%	3P%	FT%	OREB	DREB	RPG	APG	SPG	BPG	TO	PF	PTS
2017	NYL	1	0	7	1 - 1	1 - 1	0 - 0	0	0	0	0	0	1	0	1	3
Career	NYL	1	0	7	1 - 1	1 - 1	0 - 0	0	0	0	0	0	1	0	1	3

CAREER TRANSACTIONS: Signed with New York Liberty as free agent on Feb. 2, 2015... Re-signed with the Liberty on June 21, 2016... Re-signed with the Liberty on Feb. 7, 2017.

CAREER HIGHLIGHTS:

- Made her WNBA debut in the Liberty's 2015 season opener against Atlanta, scoring six points.
- Scored a career-high 19 points with four 3-pointers in a win at Washington on July 20, 2016.
- Made her first-career start at Indiana on Sept. 1, 2016.
- Shot .593 from 3-point range during the 2016 season (16-of-27)
- Five-career games scoring in double figures

2017: Appeared in a career-high 33 games averaging 2.8 ppg and 2.0 rpg... Missed just the season-opener due to a quad strain... Shot .341 (15-of-44) from 3-point range... Ranked 36th in the league averaging 0.4 bpg... Scored a new season-high with 9 points. Matched career-highs in both assists and steals with 2 and 3 respectively in a win over Chicago (8/27)... Posted 4 points and 3 rebounds in win over Indiana (8/8)... Had 4 points and 4 rebounds against Los Angeles (8/4)... For the third time this season, scored a season-high 8 points. Also pulled down 3 rebounds at Chicago (7/30)... Scored a season-high 8 points, including a pair of 3-pointers. Also had 4 rebounds and 2 assists against Minnesota (7/25)... Dished out a career-high 5 assists. Also scored 2 points and pulled down 2 rebounds against Minnesota (7/25)... Collected 7 points and 3 rebounds in win over Connecticut (7/19)... Posted a new season-high with 8 points, including a pair of 3-pointers. Also had 2 rebounds, 1 steal, and 1 block against Washington (7/16)... Finished with 2 points and 2 rebounds against Seattle (7/6)... Connected on a 3-pointer and had 1 rebound against Atlanta (7/2)... Grabbed 3 rebounds against Washington (6/29)... Pulled down 2 rebounds against Dallas (6/16)... Registered a 3-pointer for her 3rd-straight game and had 2 steals and 2 blocks against Connecticut (6/14)... Racked up a 3-pointer and 4 rebounds in a win against Seattle (6/11)... Scored a season-high 5 points in win over Atlanta Dream; also finished with career-high 2 blocks, and dished out 2 assists (6/7)... Netted a pair of baskets for 4 points, also had 1 block and 1 rebound against Phoenix (6/4)... Played for 3 minutes and had 1 assist and 1 rebound against Dallas (6/2)... Had 1 steal and 1 rebound in game against the Sparks (5/30)... Pulled down a career-high 9 rebounds and scored 2 points against Seattle (5/26)... Scored 3 points from deep against Phoenix, and had a season-high 3 rebounds (5/23)... Scored 3 points and had 2 rebounds and 1 steal against Minnesota (5/18).

INTERNATIONAL: Played for the South East Queensland Stars in the WNBL in Australia during the league's 2015-16 season... Eased back into action after recovering from knee injury... Appeared in 26 games, going on to average 11.5 points and 5.5 rebounds per game, knocking down 25 3-pointers while shooting 32.0 percent from 3-point range... Played the 2016-17 season for Good Angels Kosice in Slovakia... Helped lead Good Angels to the Slovakian League championship and the EuroCup Women quarterfinals.

PERSONAL: Completed her sixth season in the Women's National Basketball League, last playing for the Bulleen Melbourne Boomers... Averaging 14.0 points and 6.1 rebounds per game... Named the 2014 WNBL Defensive Player of the Year... Represented the Australian National Team at the 2014 FIBA World Championships in Turkey.



FORWARD

#9 REBECCA ALLEN

4TH SEASON | AUSTRALIA | 6-2 | BORN NOVEMBER 6, 1992

	PTS	FGM	FGA	3FGM	3FGA	FTM	FTA	OREB	DREB	REB	AST	STL	TO	BLK	MIN
SEASON	9 (2x)	3 (2x)	7	1 (3x)	3 (3x)	2 (3x)	2 (3x)	2	3	3 (3x)	1 (2x)	1 (2x)	1 (2x)	2	20
	@ MIN	@ MIN	vs. MIN	last @ MIN	last @ IND	last @ MIN	last @ MIN	vs. PHO	vs. CON	last vs. CON	vs. CON	last @ IND	vs. DAL	vs. DAL	vs. DAL
	6/16/18	6/16/18	5/25/18	6/16/18	6/2/18	6/16/18	6/16/18	6/5/18	6/7/18	6/7/18	6/7/18	6/2/18	5/29/18	5/29/18	5/29/18
CAREER	19	6 (2x)	13	4	6	3	3	3	7	9	2 (8x)	3 (3x)	4	2 (7x)	35
	@ WAS	last @ CHI	@ CHI	@ WAS	@ WAS	@ WAS	last @ CHI	@ MIN	@ SEA	@ SEA	last vs. CHI	last vs. CHI	@ CON	last vs. DAL	@ CHI
	7/20/16	9/16/16	9/16/16	7/20/16	7/20/16	7/20/16	7/20/16	6/29/16	5/26/17	5/26/17	8/27/17	8/27/17	6/14/17	5/29/18	9/16/16
PLAYOFFS	3	1	1	1	1	--	--	--	--	--	--	--	--	1	7
	vs. WAS	vs. WAS	vs. WAS	vs. WAS	vs. WAS	--	--	--	--	--	--	--	--	vs. WAS	vs. WAS
	9/10/17	9/10/17	9/10/17	9/10/17	9/10/17	--	--	--	--	--	--	--	--	9/10/17	9/10/17

2018 GAME-BY-GAME STATISTICS

PRESEASON

Opponent	Date	MIN	FGM	FGA	FG%	3PM	3PA	3P%	FTM	FTA	FT%	OR	DR	REB	AST	STL	BLK	TO	PF	PTS	+/-
vs. Dallas	5/7		NWT																		
vs. Los Angeles	5/8		NWT																		

REGULAR SEASON

at Chicago	5/20	5:49	0	2	0.000	0	1	0.000	0	0	0.000	0	0	0	0	0	1	0	1	0	-3
vs. Minnesota	5/25	17:14	3	7	0.429	1	3	0.333	2	2	1.000	0	1	1	0	1	0	1	1	9	-3
vs. Dallas	5/29	20:20	2	5	0.400	1	3	0.333	0	0	0.000	1	2	3	1	0	2	1	2	5	18
@ Indiana	6/2	16:11	0	4	0.000	0	3	0.000	2	2	1.000	0	2	2	0	1	1	0	0	2	12
vs. Phoenix	6/5	5:56	0	1	0.000	0	0	0.000	0	0	0.000	2	1	3	0	0	0	0	0	-7	
vs. Connecticut	6/7	5:11	0	1	0.000	0	1	0.000	0	0	0.000	0	3	3	1	0	1	1	2	0	0
vs. Indiana	6/10	DNP - Coach's Decision																			
vs. Las Vegas	6/13	8:54	1	4	0.250	0	1	0.000	0	0	0.000	1	1	2	0	1	0	0	1	2	5
@ Minnesota	6/16	11:53	3	4	0.750	1	2	0.500	2	2	1.000	1	1	2	0	0	1	1	1	9	7
vs. Atlanta	6/19	1:29	0	0	0.000	0	0	0.000	0	0	0.000	0	0	0	0	0	0	0	1	0	-5
@ Las Vegas	6/22	DNP - Coach's Decision																			
@ Los Angeles	6/24	5:46	1	1	1.000	0	0	0.000	0	0	0.000	0	1	1	0	1	0	1	0	2	5
vs. Phoenix	6/26	2:37	0	1	0.000	0	1	0.000	0	0	0.000	0	1	1	0	0	0	0	0	0	1
@ Washington	6/28	DNP - Coach's Decision																			
vs. Chicago	6/29	DNP - Coach's Decision																			
@ Chicago	7/1	DNP - Coach's Decision																			
vs. Seattle	7/3	3:43	0	2	0.000	0	1	0.000	0	0	0.000	0	0	0	0	0	0	0	0	0	4

**GUARD**

#15 BRITTANY BOYD

4TH SEASON | CALIFORNIA '15 | RICHMOND, CALIF. | 5-9 | BORN JUNE 11, 1993

YEAR-BY-YEAR AVERAGES

SEASON	TEAM	G	GS	MPG	FG%	3P%	FT%	OREB	DREB	RPG	APG	SPG	BPG	TO	PF	PPG
2015	NYL	30	4	14.3	.391	.267	.713	0.6	2.1	2.7	2.3	1.1	0.0	1.6	1.9	6.6
2016	NYL	33	9	19.7	.361	.167	.728	0.5	2.0	2.5	3.6	1.5	0.0	1.9	2.5	6.5
2017	NYL	2	2	15.8	.600	.000	.727	1.5	2.5	4.0	2.5	1.5	0.0	1.0	2.5	13.0
Career		65	15	17.1	.382	.209	.720	0.6	2.1	2.6	3.0	1.4	0.0	1.8	2.2	6.8

YEAR-BY-YEAR TOTAL

SEASON	TEAM	G	GS	MIN	FGM-A	3PM-A	FTM-A	OREB	DREB	REB	AST	STL	BLK	TO	PF	PTS
2015	NYL	30	4	430	59 - 151	8 - 30	72 - 101	17	64	81	70	35	2	48	58	198
2016	NYL	33	9	651	75 - 208	6 - 36	59 - 81	17	66	83	119	52	3	65	82	215
2017	NYL	2	2	32	9 - 15	0 - 1	8 - 11	3	5	8	5	3	0	2	5	26
Career		65	15	1113	143 - 374	14 - 67	139 - 193	37	135	172	194	90	5	115	145	439

CAREER TRANSACTIONS: Selected by the New York Liberty in the First Round of the 2015 WNBA Draft, ninth overall selection.**CAREER HIGHLIGHTS:**

- Drafted in the first round (ninth overall) by the New York Liberty in the 2015 WNBA Draft
- Named to the WNBA All-Rookie Team in 2015.
- Led all rookies in steals per game (1.1 spg) and ranked sixth amongst first-year players in scoring (6.6 ppg) as a rookie in 2015.
- Finished 4th in the WNBA averaging 1.6 steals per game and 15th with 3.6 assists per game in 2016.
- Dished out a career-high 10 assists at Dallas on Sept. 11, 2016.
- Missed all but 2 games during the 2017 season due to a torn Achilles' tendon.

2017: Suffered a torn left Achilles' tendon in the 4th quarter of the Liberty's game against Minnesota on May 18, had a successful repair performed at Hospital for Special Surgery (HSS) on May 22, and missed the remainder of the 2017 WNBA season... Scored 16 points, 14 of which were scored during the second half. Also had 4 rebounds, 3 assists, and 2 steals in game against the Lynx (5/18)... Scored 8 of her 10 points in the 4th quarter, also had 2 assists and 1 steal in season-opening win over San Antonio (5/13).

2016: Appeared in 33 games, making 9 starts... Averaged 6.5 points, 3.6 assists and 1.6 steals per game... Finished the season ranked fourth in the WNBA in steals and 15th in assists... Led the Liberty in steals and tied for second with assists... Recorded 10 games with five or more assists and 10 games with at least three steals... Had five games scoring in double figures... Set a new career-high for assists for the second-straight game as she dished out 10 dimes against Dallas (9/11)... Had a career-high 8 assists to go along with 8

2016: Appeared in 33 games, making 9 starts... Averaged 6.5 points, 3.6 assists and 1.6 steals per game... Finished the season ranked fourth in the WNBA in steals and 15th in assists... Led the Liberty in steals and tied for second with assists... Recorded 10 games with five or more assists and 10 games with at least three steals... Had five games scoring in double figures... Set a new career-high for assists for the second-straight game as she dished out 10 dimes against Dallas (9/11)... Had a career-high 8 assists to go along with 8 points, and 6 rebounds in New York's win over the Sun (9/9)... In her second-straight start, Boyd thrived as she scored a season-high 19 points (7-of-8 FG) and dished out 6 assists in New York's win over the Mercury (9/3)... Tallied up 11 points, 3 rebounds 3 steals, and 2 assists in New York's victory at San Antonio (8/26)... Finished with a season-high 17 points while leading the Liberty with a career-best 7 assists, also tallying 3 steals in a win at Washington (7/20)... Was electric off the bench as she finished with 8 points, 3 steals, 3 rebounds, and 2 assists in 20 minutes of action against the Sun (7/17)... Finished with 8 points and 4 rebounds off the bench in the Liberty's setback at Minnesota (7/15)... Provided excellent energy coming off the bench, finishing 3-of-5 from the floor with 6 points, a team-high 4 assists and 2 rebounds in 20 minutes against the Stars (7/10)... Was 4-of-10 from the field scoring, 8 points with 2 assists, 2 rebounds, and 2 steals off the bench against the Sparks (7/3)... Snagged a team-high 3 steals, scoring 4 points in 14 minutes in a road win at Phoenix (7/1)... In 19 minutes of action she scored 8 points, dished out 3 assists and grabbed 2 boards in New York's OT win at Minnesota (6/29)... Was an efficient 4-for-6 from the field in 15 minutes, finishing with 8 points, 2 rebounds, 2 assists, and 2 steals in New York's overtime loss to Phoenix (6/26)... Dished out 3 assists in 11 minutes in New York's win over Chicago, and led the team with a +8 rating on the court (6/24)... Had 4 points, 4 rebounds, and 4 assists in the team's 80-72 victory over Connecticut (6/16)... Provided a spark off the bench, playing 12 minutes with 5 points, 4 assists, and a team-high 3 steals in a win over Dallas (6/14)... Was a perfect 5-for-5 from the field, scoring 10 points in the Liberty's win against the Storm (6/5)... Scored 7 points and had 5 assists in New York's 91-59 win over Indiana (6/3)... Had 9 points, 3 rebounds and 3 assists in New York's contest vs. Minnesota (5/31)... Scored 9 points in 16 minutes of action against the Sparks (5/21)... Started the season opener at Washington, finishing with 7 points and 4 assists (5/14).

PERSONAL: Grew up in Richmond, California and attended Berkeley High School... Was the No. 38 overall prospect and No. 8 point guard according to ESPN HoopGurlz... was invited to the USA



GUARD

#15 BRITTANY BOYD

4TH SEASON | CALIFORNIA '15 | RICHMOND, CALIF. | 5-9 | BORN JUNE 11, 1993

	PTS	FGM	FGA	3FGM	3FGA	FTM	FTA	OREB	DREB	REB	AST	STL	TO	BLK	MIN
SEASON	14	4 (2x)	9	1 (3x)	2 (3x)	5	6	1 (2x)	6	6	11	3 (2x)	4	1 (2x)	27
	@ CHI	last @ CHI	vs. SEA	last @ CHI	last @ CHI	@ CHI	@ CHI	last vs. CHI	@ LA	@ LA	vs. ATL	vs. CHI	vs. PHO	last @ CHI	vs. CHI
	7/1/18	7/1/18	7/3/18	7/1/18	7/1/18	7/1/18	7/1/18	6/29/18	6/24/18	6/24/18	6/19/18	6/29/18	6/26/18	7/1/18	6/29/18
CAREER	22	7	13	2 (2x)	5	8	11	3 (2x)	6 (2x)	8	11	4 (2x)	6	2	35
	vs. TUL	vs. PHO	@ CHI	last @ WAS	vs. TUL	vs. TUL	@ IND	last @ IND	last @ LA	@ IND	vs. ATL	last @ SAS	@ ATL	@ ATL	@ DAL
	8/15/15	9/03/16	9/16/16	7/20/16	8/15/15	8/15/15	8/23/15	9/01/15	6/24/18	9/01/16	6/19/18	8/19/15	6/21/15	6/21/15	9/11/16
PLAYOFFS	2	1	4		1				2	2	2	1	2		12
	vs PHO	vs. PHO	vs. PHO	--	vs. PHO	--	--	--	vs. PHO	vs. PHO	vs. PHO	vs. PHO	vs. PHO	--	vs. PHO
	9/24/16	9/24/16	9/24/16		9/24/16				9/24/16	9/24/16	9/24/16	9/24/16	9/24/16		9/24/16

2018 GAME-BY-GAME STATISTICS

PRESEASON

Opponent	Date	MIN	FGM	FGA	FG%	3PM	3PA	3P%	FTM	FTA	FT%	OR	DR	REB	AST	STL	BLK	TO	PF	PTS	+/-
vs. Dallas	5/7	DND-Injured Left Achilles Tendon																			
vs. Los Angeles	5/8	DND-Injured Left Achilles Tendon																			

REGULAR SEASON

at Chicago	5/20	DND-Injured Left Achilles Tendon																			
vs. Minnesota	5/25	DND-Injured Left Achilles Tendon																			
vs. Dallas	5/29	DND-Injured Left Achilles Tendon																			
@ Indiana	6/2	DND-Injured Left Achilles Tendon																			
vs. Phoenix	6/5	4:02	1	3	0.333	0	0	0.000	0	0	0.000	1	0	1	0	0	0	1	0	2	-5
vs. Connecticut	6/7	11:17	0	3	0.000	0	1	0.000	3	4	0.750	0	3	3	1	0	0	1	2	3	-3
vs. Indiana	6/10	12:21	1	2	0.500	1	1	1.000	0	0	0.000	0	0	0	3	0	0	0	2	3	13
vs. Las Vegas	6/13	16:16	1	2	0.500	0	0	0.000	0	1	0.000	0	2	2	3	0	0	2	1	2	3
@ Minnesota	6/16	17:14	3	5	0.600	1	2	0.500	0	0	0.000	0	2	2	3	1	0	1	1	7	-12
vs. Atlanta	6/19	16:10	0	4	0.000	0	0	0.000	0	0	0.000	0	3	3	11	2	0	1	3	0	8
@ Las Vegas	6/22	16:28	1	7	0.143	0	2	0.000	4	4	1.000	0	2	2	5	3	1	1	2	6	-2
@ Los Angeles	6/24	22:37	3	8	0.375	0	0	0.000	1	4	0.250	0	6	6	8	1	0	2	4	7	3
vs. Phoenix	6/26	16:07	2	7	0.286	0	1	0.000	0	0	0.000	0	4	4	7	0	0	4	1	4	-9
@ Washington	6/28	11:41	1	2	0.500	0	0	0.000	0	0	0.000	0	5	5	4	0	0	3	4	2	0
vs. Chicago	6/29	27:10	4	7	0.571	0	0	0.000	2	2	1.000	1	2	3	6	3	0	0	3	10	-9
@ Chicago	7/1	26:38	4	7	0.571	1	2	0.500	5	6	0.833	0	4	4	5	2	1	3	1	14	10
vs. Seattle	7/3	20:00	3	9	0.333	0	0	0.000	0	0	0.000	0	4	4	4	2	0	2	3	6	-4



FORWARD

#31 TINA CHARLES

9TH SEASON | CONNECTICUT '10 | QUEENS, N.Y. | 6-4 | BORN DEC. 5, 1988

YEAR-BY-YEAR AVERAGES

SEASON	TEAM	G	GS	MPG	FG%	3P%	FT%	OREB	DREB	RPG	APG	SPG	BPG	TO	PF	PPG
2010	CON	34	34	31.0	.487	.000	.763	3.8	7.9	11.7	1.5	0.7	1.6	2.0	2.1	15.5
2011	CON	34	34	33.4	.468	.000	.687	3.7	7.3	11.0	1.9	0.7	1.7	2.2	2.6	17.6
2012	CON	33	33	33.2	.499	.200	.802	3.7	6.7	10.5	1.7	0.5	1.4	2.2	1.9	18.0
2013	CON	29	29	32.8	.400	.000	.752	3.4	6.7	10.1	1.4	0.9	0.9	2.2	2.0	18.0
2014	NYL	34	34	32.9	.462	.000	.752	2.6	6.8	9.4	2.2	1.2	0.8	2.2	1.7	17.4
2015	NYL	34	34	31.0	.458	.200	.715	2.1	6.4	8.5	2.4	0.7	0.6	2.4	1.6	17.1
2016	NYL	32	32	33.7	.439	.347	.812	2.3	7.6	9.9	3.8	0.8	0.7	1.9	1.5	21.5
2017	NYL	34	34	32.2	44.2	34.8	80.4	2.0	7.3	9.4	2.6	0.8	0.7	2.3	2.2	19.7
Career		264	264	32.5	45.5	31.9	76.2	3.0	7.1	10.0	2.2	0.8	1.1	2.2	2.0	18.1

YEAR-BY-YEAR TOTALS

SEASON	TEAM	G	GS	MIN	FGM-A	3PM-A	FTM-A	OREB	DREB	REB	AST	STL	BLK	TO	PF	PTS
2010	CON	34	34	1054	206 - 423	0 - 1	116 - 152	129	269	398	51	25	57	71	72	528
2011	CON	34	34	1136	254 - 543	0 - 3	92 - 134	126	248	374	63	26	60	75	89	600
2012	CON	33	33	1096	250 - 501	1 - 5	93 - 116	123	222	345	57	17	47	74	64	594
2013	CON	29	29	951	218 - 545	0 - 3	85 - 113	98	195	293	42	27	28	64	57	521
2014	NYL	34	34	1119	236 - 511	0 - 0	118 - 157	89	231	320	74	44	30	77	57	590
2015	NYL	34	34	1053	243 - 531	1 - 5	93 - 130	72	216	288	83	24	23	82	56	580
2016	NYL	32	32	1077	273 - 622	17 - 49	125 - 154	74	243	317	121	27	25	63	48	688
2017	NYL	34	34	1095	262 - 593	24 - 69	123 - 153	69	249	318	87	28	24	80	74	671
Career		264	264	8580	1942 - 4269	43 - 135	845 - 1109	780	1873	2653	578	218	294	586	517	

PLAYOFF YEAR-BY-YEAR AVERAGES

SEASON	TEAM	G	GS	MPG	FG%	3P%	FT%	OREB	DREB	RPG	APG	SPG	BPG	TO	PF	PPG
2011	CON	2	2	36.0	.313	.000	.625	3.5	8.5	12.0	2.0	1.0	2.5	2.0	2.0	12.5
2012	CON	5	5	36.0	.469	.500	.696	4.2	5.8	10.0	1.0	0.8	2.6	1.8	3.6	18.6
2015	NYL	6	6	38.3	.434	.500	.789	2.0	6.7	8.7	4.0	0.1	0.6	2.0	2.3	20.3
2016	NYL	1	1	36.4	.417	.333	1.000	3.0	6.0	9.0	5.0	1.0	0.0	1.0	1.0	19.0
2017	NYL	1	1	36.2	47.1	50.0	50.0	1.0	5.0	6.0	1.0	0.0	0.0	2.0	3.0	18.0
Career		15	15	37.0	43.2	44.4	75.0	2.9	6.5	9.4	2.6	0.5	1.5	1.9	2.7	18.5

PLAYOFF YEAR-BY-YEAR TOTALS

SEASON	TEAM	G	GS	MIN	FGM-A	3PM-A	FTM-A	OREB	DREB	REB	AST	STL	BLK	TO	PF	PTS
2011	CON	2	2	72	10 - 32	0 - 0	5 - 8	7	17	24	4	2	5	4	4	25
2012	CON	5	5	180	38 - 81	1 - 2	16 - 23	21	29	50	5	4	13	9	18	93
2015	NYL	6	6	230	53 - 122	1 - 2	15 - 19	12	40	52	24	1	4	12	14	122
2016	NYL	1	1	36	5 - 12	1 - 3	8 - 8	3	6	9	5	1	0	1	1	19
2017	NYL	1	1	36	8 - 17	1 - 2	1 - 2	1	5	6	1	0	0	2	3	18
Career		15	15	555	114 - 264	4 - 9	45 - 60	44	97	141	39	8	22	28	40	277



FORWARD

#31 TINA CHARLES

9TH SEASON | CONNECTICUT '10 | QUEENS, N.Y. | 6-4 | BORN DEC. 5, 1988

CAREER TRANSACTIONS: Selected by the Connecticut Sun in the First Round of the 2010 WNBA Draft, first overall selection... Acquired from Connecticut in exchange for Kelsey Bone, Alyssa Thomas and 2015 first round draft pick on April 16, 2014... Re-signed with the Liberty on April 6, 2018.

CAREER HIGHLIGHTS:

- WNBA Most Valuable Player in 2012
- Five-time WNBA All-Star (2011, 2013, 2014, 2015, 2017)
- Named First Team All-WNBA 5 times (2011-12; 2015-17, and 1st player in Liberty franchise history to earn 1st Team honors for 3-straight seasons (2015-17)
- Named Second Team All-WNBA 3 times (2010, 2013-14)
- Received 1st Team WNBA All-Defensive Team honors for the 1st time in her career following the 2017 season
- Won a gold medal with Team USA at the 2012 Summer Olympic Games in London, and a second gold medal with Team USA at the 2016 Summer Olympic Games in Rio
- 11-time WNBA Eastern Conference Player of the Month (Last – Aug/Sept. 2017). Won WNBA record 4-straight Player of the Month awards in 2016.
- Named the Eastern Conference Player of the Week WNBA record 28 times in her career (Last – Sept. 4, 2017)
- Has 141 double-double performances in 264 career games, which ranks second in league history behind Lisa Leslie's 157
- Her 10.0 rebounds per game is the best rate in WNBA history and her 18.1 ppg scoring average ranks 8th all-time
- Became just the 3rd player in WNBA history to lead the league in scoring (21.5 ppg) and rebounding (9.9 rpg) in the same season in 2016.
- Led league in rebounding three-straight seasons (2010-12) and for a fourth time in 2016.
- Holds the 3rd and 4th highest single-season rebounding total in WNBA history (398 in 2010 and 374 in 2011)
- Became the fastest player in WNBA history to record 400, 500, 600 and 700 career rebounds
- First player in WNBA history to record three games with 20-points and 20-rebounds
- Has 10-career 30-point games, 7 of which have come with the Liberty (Last – 36 points vs. Dallas on June 2, 2017)
- Set WNBA record 23 double-doubles in a season in 2011
- New York Liberty all-time leading rebounder with 1,243 as a member of the Liberty
- Established rookie records for most rebounds in a game with 23 and double-doubles in a season with 22
- Unanimous choice for WNBA Rookie of the Year in 2010
- Selected as one of four finalists for the 2016 Sports Humanitarian of the Year Award.

2017: Started all 34 games for the Liberty, leading the team in scoring (19.7 ppg), rebounding (9.4 rpg), and 3-point field goal percentage (.348)... Finished the season ranked 3rd in the WNBA in scoring, 4th in rebounding, and 6th in minutes (32.2 mpg)... Named 1st Team All-WNBA for a 3rd-straight season... Named 1st Team WNBA All-Defensive for the 1st time in her career... Selected as Eastern Conference Player of the Month for July and August/September, increasing her league record to 11-career Player of the Month awards... Named Eastern Conference Player of the Week 7 times (6/5, 6/23, 7/24, 7/31, 8/21, 8/28, 9/4) establishing a new WNBA record by receiving the honor 28 times in her career... Recorded a new Liberty single-game record with 19 rebounds against Chicago, also breaking the franchise all-time rebounding mark in the same game... Received the WNBA Cares Community Assist Award for August 2017... Tallied 18 points and 6 rebounds in playoff game against Washington (9/10)... Recorded a double-double with 18 points and 18 rebounds, 1 shy of her season-high. Also had 3 assists and 1 steal in win at Dallas (9/3)... With her first basket of the game passed Chamique Holdsclaw to hold 20th place in scoring all alone with 4,738 points. 10 of her 22 points came within the first 5 minutes of the game. Also collected 8 rebounds in home-win over Chicago (8/27)... Scored 20 points to tie with Chamique Holdsclaw for 20th all-time in scoring at 4,716 points. Matched a season-high 3 steals. Pulled down 7 rebounds in home win over Washington (8/25)... Finished with a game-high 24 points and hauled in 7 rebounds in road-win over Connecticut (8/18)... Netted 21 points and pulled down 7 rebounds to move past DeLisha Milton-Jones for 6th place in WNBA history (8/13)... Led the Liberty with 26 points. Grabbed 7 rebounds and handed out a team-high 4 assists in win over Indiana (8/8)... Scored a game-high 25 points in a comeback win at Indiana. Collected 4 assists and 3 rebounds (7/28)... Managed her 10th double-double of the season with 24 points and 16 rebounds. Also dished out 2 assists and 1 block against Minnesota (7/25)... Poured in 28 points on 12-of-21 shooting against Connecticut. Also managed 17 rebounds, 2 short of her season high (7/19)... Scored 23 points with 1 assist in 33 minutes (7/14)... Scored 29 points for the second game in a row. Pulled down 8 rebounds and managed 2 take-aways at Phoenix (7/9)... Led the Liberty with 29 points and 12 rebounds. Also had 4 assists and 3 blocks against Seattle (7/6)... Finished with 21 points and 7 rebounds. Also had 5 assists and 3 blocks against Atlanta (7/2)... Led the team with a season-high 6 assists. Also scored 20 points and pulled down 11 rebounds to lead the Liberty in both categories against Connecticut (6/23)... Posted her 5th double-double of the year with 25 points and 10 rebounds in an overtime win at Dallas (6/16)... Recorded her 4th double-double of the season with 21 points, and 14 rebounds, 1 shy of her season-high, also had 3 assists against Seattle (6/11)... Scored 18 points, 17 of which came in the 1st half, and finished with a season-high 15 rebounds in win over Atlanta (6/7)... Finished with a career-high 36 points to for her 4th-straight game of 20-plus points, it was her 10th career 30-points game and 7th as a member of the Liberty, also had 10 rebounds and 3 assists in win over Dallas (6/2)... Scored the first 11 Liberty points over 5:23 of action and had 19 points in the 1st half, finished with 25 points to lead all scorers, also had 5 rebounds in game against Sparks (5/30)... Went 12-of-25 from the field, scoring a season-high 28 points at Seattle; scored 13 of her 28 points in the 1st 5:06 of the 3rd quarter and shot 8-of-10 in the period – also had 9 rebounds and 2 steals (5/26)... Earned her 1st double-double of the season with 22 points, 15 of which came during the 1st half, and 11 rebounds in a win at Phoenix (5/23).

PERSONAL: Full name is Tina Alexandria Charles... Daughter of Angella Holgate and Rawiston Charles... Majored in psychology... Consensus High School Player of the Year in 2006... Racked up 1,750 points, 1,224 rebounds, 440 assists and 432 blocks in three seasons at Christ The King... Awards in 2006 included Parade Magazine Player of the Year, Gatorade National Player of the Year, WBCA National Player of the Year, McDonald's Player of the Year, USA Today National Player of the Year and EA Sports National Player of the Year... Averaged 26.5 points, 14.8 rebounds, 5.5 assists, 5.2 blocks and 3.5 assists per game while leading Christ The King to a 30-0 record, a second straight state title, and a second straight No. 1 ranking in USA Today... As a junior in 2004-05, averaged 21.2 points, 13.8 rebounds and 6.2 blocks as Christ The King went 27-0, winning the state title while finishing No. 1 in the final USA Today poll... Charles led her junior varsity team to a 22-0 mark as a freshman... Off the court, Charles has earned great praise for her philanthropic endeavors... Has donated her entire WNBA salary to her Hopey's Heart foundation, which she founded in 2013 and has placed more than 260 AEDs worldwide... She paid \$32,000 to underwrite the construction of a school in Mali that opened in May of 2012, purchased a shipment of athletic shoes from Nike for girls and boys who attend Saint Jago High School in Spanish Town, St. Catherine, Jamaica, and donated \$7,275 to the Wes Leonard Heart Foundation, an organization that raises money to buy Automatic External Defibrillators (AEDs) for schools in Michigan... Charles also donated for the purchase of five AEDs to schools in New York and recently committed to funding five four-year full secondary-school scholarships for girls in Africa through Connect To Learn, a global initiative dedicated to helping educate children in impoverished areas.

TINA CHARLES - HOPEY'S HEART FOUNDATION

The Hopey's Heart Foundation was formed in memory of Tina Charles' late aunt Maureen "Hopey" Vaz, who died of multiple organ failure on March 9th, 2013. Hopey was known for having a very giving heart and when her own heart failed it was a tragic loss to her family and an eye-opener to Charles, who prior to the passing of her aunt, made a \$14,775 donation for ten Automated External Defibrillators (AED) to the New York Department of Education and the Wes Leonard Heart Team. The Hopey's Heart Foundation was founded to prevent Sudden Cardiac Arrest from claiming the lives of promising student athletes like Wes Leonard. It is committed to providing AEDs nationally for the prevention of heart and other injuries in student and amateur athletes through the provision of health education and medical equipment in schools, community and recreational centers. The Hopey's Heart Foundation is committed to improving sports safety and raising awareness of Sudden Cardiac Arrest throughout the country. Tina annually donates her entire WNBA salary to Hopey's Heart Foundation in order to place AEDs in areas of need.





FORWARD

#31 TINA CHARLES

9TH SEASON | CONNECTICUT '10 | QUEENS, N.Y. | 6-4 | BORN DEC. 5, 1988

	PTS	FGM	FGA	3FGM	3FGA	FTM	FTA	OREB	DREB	REB	AST	STL	TO	BLK	MIN
SEASON	34	13	25	3	5 (5x)	9	10	5	8 (3x)	12	6	3	6 (2x)	3 (23)	37
	vs. DAL	vs. DAL	vs. PHO	vs. DAL	last @ LV	@ CHI	@ CHI	vs. MIN	vs. CON	vs. MIN	@ WAS	vs. DAL	@ LV	last @ LV	vs. DAL
	5/29/18	5/29/18	6/5/18	5/29/18	6/22/18	7/1/18	7/1/18	5/25/18	6/7/18	5/25/18	6/28/18	5/29/18	6/22/18	6/22/18	5/29/18
CAREER	36	14 (3x)	27	3 (2x)	5 (3x)	19	24	9	17	23 (2x)	10	7	8	8	46
	vs. DAL	last @ CON	vs. PHO	last @ DAL	last vs. DAL	vs. PHO	vs. PHO	@ MIN	@ ATL	last vs. LAS	@ ATL	vs. ATL	last @ ATL	vs. WAS	@ CHI
	6/2/17	8/14/15	6/26/16	9/11/16	5/29/18	6/29/13	6/29/13	8/3/10	7/7/10	6/28/11	6/22/16	5/24/16	6/17/12	8/8/10	6/23/11
PLAYOFFS	25 (2x)	10 (4x)	27	1 (4x)	3	8	8	7	13	17	9	2 (2x)	5	4 (2x)	45
	last @ IND	last @ IND	vs. WAS	last vs. WAS	vs. PHO	vs. PHO	vs. PHO	vs. IND	@ ATL	@ ATL	vs. IND	last vs. IND	vs. IND	last vs. IND	vs. WAS
	9/27/15	9/27/15	9/18/15	9/10/17	9/24/16	9/24/16	9/24/16	10/5/12	9/18/11	9/18/11	9/23/15	10/5/12	9/29/15	10/5/12	9/18/15

2018 GAME-BY-GAME STATISTICS

PRESEASON

Opponent	Date	MIN	FGM	FGA	FG%	3PM	3PA	3P%	FTM	FTA	FT%	OR	DR	REB	AST	STL	BLK	TO	PF	PTS	+/-
vs. Dallas	5/7	7:25	2	4	.500	1	2	.500	2	2	100	0	4	4	0	1	0	1	0	7	+1
vs. Los Angeles	5/8		DNP-Head																		

REGULAR SEASON

at Chicago	5/20	30:10	8	20	0.400	1	4	0.250	2	3	0.667	1	3	4	0	2	0	3	3	19	-16
vs. Minnesota	5/25	30:01	8	16	0.500	1	5	0.200	1	3	0.333	5	7	12	2	0	0	1	3	18	-5
vs. Dallas	5/29	37:23	13	23	0.565	3	5	0.600	5	7	0.714	2	8	10	3	3	0	6	1	34	10
@ Indiana	6/2	36:39	9	22	0.409	0	4	0.000	5	5	1.000	2	8	10	2	0	2	4	4	23	-1
vs. Phoenix	6/5	36:33	12	25	0.480	1	4	0.250	0	0	0.000	2	6	8	4	2	0	4	3	25	-3
vs. Connecticut	6/7	37:10	9	18	0.500	0	5	0.000	6	7	0.857	1	8	9	5	0	3	2	1	24	0
vs. Indiana	6/10	34:16	4	15	0.267	0	1	0.000	5	6	0.833	1	3	4	3	1	3	3	1	13	3
vs. Las Vegas	6/13	31:09	9	15	0.600	1	5	0.200	0	0	0.000	0	1	1	3	0	0	2	3	19	-13
@ Minnesota	6/16	30:14	5	14	0.357	2	4	0.500	0	0	0.000	0	4	4	2	0	0	2	5	12	-7
vs. Atlanta	6/19	33:40	10	17	0.588	1	2	0.500	8	9	0.889	2	6	8	3	2	0	1	0	29	11
@ Las Vegas	6/22	31:55	6	18	0.333	2	5	0.400	0	0	0.000	2	6	8	5	1	3	6	3	14	-7
@ Los Angeles	6/24	27:01	5	15	0.333	0	3	0.000	0	1	0.000	1	3	4	0	1	0	1	3	10	-23
vs. Phoenix	6/26	32:02	4	12	0.333	1	2	0.500	3	4	0.750	2	6	8	3	2	0	2	4	12	-7
@ Washington	6/28	31:39	8	15	0.533	0	0	0.000	2	2	1.000	1	6	7	6	0	0	2	3	18	4
vs. Chicago	6/29	28:50	10	19	0.526	2	3	0.667	2	3	0.667	3	1	4	3	0	0	4	2	24	-13
@ Chicago	7/1	38:18	9	18	0.500	1	3	0.333	9	10	0.900	3	4	7	2	1	0	3	3	28	6
vs. Seattle	7/3	32:16	3	14	0.214	1	2	0.500	1	3	0.333	1	2	3	4	1	0	2	1	8	-13



FORWARD

#31 TINA CHARLES

9TH SEASON | CONNECTICUT '10 | QUEENS, N.Y. | 6-4 | BORN DEC. 5, 1988

CAREER TRANSACTIONS: Selected by the Connecticut Sun in the First Round of the 2010 WNBA Draft, first overall selection... Acquired from Connecticut in exchange for Kelsey Bone, Alyssa Thomas and 2015 first round draft pick on April 16, 2014... Re-signed with the Liberty on April 6, 2018.

CAREER HIGHLIGHTS:

- WNBA Most Valuable Player in 2012
- Five-time WNBA All-Star (2011, 2013, 2014, 2015, 2017)
- Named First Team All-WNBA 5 times (2011-12; 2015-17, and 1st player in Liberty franchise history to earn 1st Team honors for 3-straight seasons (2015-17)
- Named Second Team All-WNBA 3 times (2010, 2013-14)
- Received 1st Team WNBA All-Defensive Team honors for the 1st time in her career following the 2017 season
- Won a gold medal with Team USA at the 2012 Summer Olympic Games in London, and a second gold medal with Team USA at the 2016 Summer Olympic Games in Rio
- 11-time WNBA Eastern Conference Player of the Month (Last – Aug/Sept. 2017). Won WNBA record 4-straight Player of the Month awards in 2016.
- Named the Eastern Conference Player of the Week WNBA record 28 times in her career (Last – Sept. 4, 2017)
- Has 141 double-double performances in 264 career games, which ranks second in league history behind Lisa Leslie's 157
- Her 10.0 rebounds per game is the best rate in WNBA history and her 18.1 ppg scoring average ranks 8th all-time
- Became just the 3rd player in WNBA history to lead the league in scoring (21.5 ppg) and rebounding (9.9 rpg) in the same season in 2016.
- Led league in rebounding three-straight seasons (2010-12) and for a fourth time in 2016.
- Holds the 3rd and 4th highest single-season rebounding total in WNBA history (398 in 2010 and 374 in 2011)
- Became the fastest player in WNBA history to record 400, 500, 600 and 700 career rebounds
- First player in WNBA history to record three games with 20-points and 20-rebounds
- Has 10-career 30-point games, 7 of which have come with the Liberty (Last – 36 points vs. Dallas on June 2, 2017)
- Set WNBA record 23 double-doubles in a season in 2011
- New York Liberty all-time leading rebounder with 1,243 as a member of the Liberty
- Established rookie records for most rebounds in a game with 23 and double-doubles in a season with 22
- Unanimous choice for WNBA Rookie of the Year in 2010
- Selected as one of four finalists for the 2016 Sports Humanitarian of the Year Award.

2017: Started all 34 games for the Liberty, leading the team in scoring (19.7 ppg), rebounding (9.4 rpg), and 3-point field goal percentage (.348)... Finished the season ranked 3rd in the WNBA in scoring, 4th in rebounding, and 6th in minutes (32.2 mpg)... Named 1st Team All-WNBA for a 3rd-straight season... Named 1st Team WNBA All-Defensive for the 1st time in her career... Selected as Eastern Conference Player of the Month for July and August/September, increasing her league record to 11-career Player of the Month awards... Named Eastern Conference Player of the Week 7 times (6/5, 6/23, 7/24, 7/31, 8/21, 8/28, 9/4) establishing a new WNBA record by receiving the honor 28 times in her career... Recorded a new Liberty single-game record with 19 rebounds against Chicago, also breaking the franchise all-time rebounding mark in the same game... Received the WNBA Cares Community Assist Award for August 2017... Tallied 18 points and 6 rebounds in playoff game against Washington (9/10)... Recorded a double-double with 18 points and 18 rebounds, 1 shy of her season-high. Also had 3 assists and 1 steal in win at Dallas (9/3)... With her first basket of the game passed Chamique Holdsclaw to hold 20th place in scoring all alone with 4,738 points. 10 of her 22 points came within the first 5 minutes of the game. Also collected 8 rebounds in home-win over Chicago (8/27)... Scored 20 points to tie with Chamique Holdsclaw for 20th all-time in scoring at 4,716 points. Matched a season-high 3 steals. Pulled down 7 rebounds in home win over Washington (8/25)... Finished with a game-high 24 points and hauled in 7 rebounds in road-win over Connecticut (8/18)... Netted 21 points and pulled down 7 rebounds to move past DeLisha Milton-Jones for 6th place in WNBA history (8/13)... Led the Liberty with 26 points. Grabbed 7 rebounds and handed out a team-high 4 assists in win over Indiana (8/8)... Scored a game-high 25 points in a comeback win at Indiana. Collected 4 assists and 3 rebounds (7/28)... Managed her 10th double-double of the season with 24 points and 16 rebounds. Also dished out 2 assists and 1 block against Minnesota (7/25)... Poured in 28 points on 12-of-21 shooting against Connecticut. Also managed 17 rebounds, 2 short of her season high (7/19)... Scored 23 points with 1 assist in 33 minutes (7/14)... Scored 29 points for the second game in a row. Pulled down 8 rebounds and managed 2 take-aways at Phoenix (7/9)... Led the Liberty with 29 points and 12 rebounds. Also had 4 assists and 3 blocks against Seattle (7/6)... Finished with 21 points and 7 rebounds. Also had 5 assists and 3 blocks against Atlanta (7/2)... Led the team with a season-high 6 assists. Also scored 20 points and pulled down 11 rebounds to lead the Liberty in both categories against Connecticut (6/23)... Posted her 5th double-double of the year with 25 points and 10 rebounds in an overtime win at Dallas (6/16)... Recorded her 4th double-double of the season with 21 points, and 14 rebounds, 1 shy of her season-high, also had 3 assists against Seattle (6/11)... Scored 18 points, 17 of which came in the 1st half, and finished with a season-high 15 rebounds in win over Atlanta (6/7)... Finished with a career-high 36 points to for her 4th-straight game of 20-plus points, it was her 10th career 30-points game and 7th as a member of the Liberty, also had 10 rebounds and 3 assists in win over Dallas (6/2)... Scored the first 11 Liberty points over 5:23 of action and had 19 points in the 1st half, finished with 25 points to lead all scorers, also had 5 rebounds in game against Sparks (5/30)... Went 12-of-25 from the field, scoring a season-high 28 points at Seattle; scored 13 of her 28 points in the 1st 5:06 of the 3rd quarter and shot 8-of-10 in the period – also had 9 rebounds and 2 steals (5/26)... Earned her 1st double-double of the season with 22 points, 15 of which came during the 1st half, and 11 rebounds in a win at Phoenix (5/23).

PERSONAL: Full name is Tina Alexandria Charles... Daughter of Angella Holgate and Rawiston Charles... Majored in psychology... Consensus High School Player of the Year in 2006... Racked up 1,750 points, 1,224 rebounds, 440 assists and 432 blocks in three seasons at Christ The King... Awards in 2006 included Parade Magazine Player of the Year, Gatorade National Player of the Year, WBCA National Player of the Year, McDonald's Player of the Year, USA Today National Player of the Year and EA Sports National Player of the Year... Averaged 26.5 points, 14.8 rebounds, 5.5 assists, 5.2 blocks and 3.5 assists per game while leading Christ The King to a 30-0 record, a second straight state title, and a second straight No. 1 ranking in USA Today... As a junior in 2004-05, averaged 21.2 points, 13.8 rebounds and 6.2 blocks as Christ The King went 27-0, winning the state title while finishing No. 1 in the final USA Today poll... Charles led her junior varsity team to a 22-0 mark as a freshman... Off the court, Charles has earned great praise for her philanthropic endeavors... Has donated her entire WNBA salary to her Hopey's Heart foundation, which she founded in 2013 and has placed more than 260 AED's worldwide... She paid \$32,000 to underwrite the construction of a school in Mali that opened in May of 2012, purchased a shipment of athletic shoes from Nike for girls and boys who attend Saint Jago High School in Spanish Town, St. Catherine, Jamaica, and donated \$7,275 to the Wes Leonard Heart Foundation, an organization that raises money to buy Automatic External Defibrillators (AEDs) for schools in Michigan... Charles also donated for the purchase of five AEDs to schools in New York and recently committed to funding five four-year full secondary-school scholarships for girls in Africa through Connect To Learn, a global initiative dedicated to helping educate children in impoverished areas.



FORWARD

#0 MARISSA COLEMAN

10TH SEASON | MARYLAND '09 | PORTLAND, OR. | 6-1 | BORN JANUARY 4, 1987

YEAR-BY-YEAR AVERAGES

SEASON	TEAM	G	GS	MPG	FG%	3P%	FT%	OREB	DREB	RPG	APG	SPG	BPG	TO	PF	PPG
2009	WAS	28	0	18.8	34.0	36.3	75.6	0.8	1.9	2.7	0.8	0.7	0.3	1.2	1.6	6.1
2010	WAS	34	1	19.5	39.7	40.2	75.6	0.7	2.6	3.3	1.5	0.8	0.3	1.2	2.0	6.5
2011	WAS	34	28	27.0	38.5	36.8	67.6	1.4	3.5	4.8	1.4	0.7	0.4	1.5	2.4	8.6
2012	LAS	34	2	16.1	31.9	25.5	90.0	0.7	1.9	2.6	1.1	0.6	0.2	0.7	1.3	3.1
2013	LAS	34	3	17.5	43.0	40.0	63.6	0.9	2.0	2.9	1.0	0.7	0.1	0.9	1.3	4.6
2014	IND	34	32	24.0	39.1	38.1	81.7	0.8	2.5	3.3	1.1	0.7	0.3	1.1	2.0	8.9
2015	IND	34	34	24.8	38.4	33.6	74.7	1.0	2.6	3.5	1.6	1.2	0.2	1.8	1.9	10.4
2016	IND	32	21	24.4	34.6	26.8	75.3	0.7	2.6	3.3	2.0	0.9	0.2	1.7	2.1	8.3
2017	IND	34	23	18.7	32.7	32.2	83.3	0.2	1.8	2.0	1.0	0.2	0.1	1.1	1.2	4.9
Career		298	144	21.2	37.2	34.5	75.9	0.8	2.4	3.2	1.3	0.8	0.2	1.3	1.7	6.9

YEAR-BY-YEAR TOTALS

SEASON	TEAM	G	GS	MIN	FGM-A	3PM-A	FTM-A	OREB	DREB	REB	AST	STL	BLK	TO	PF	PTS
2009	WAS	28	0	525	54 - 159	29 - 80	34 - 45	22	54	76	22	20	9	34	44	171
2010	WAS	34	1	663	75 - 189	41 - 102	31 - 41	25	87	112	50	29	12	42	67	222
2011	WAS	34	28	918	107 - 278	53 - 144	25 - 37	46	118	164	47	24	14	54	80	292
2012	LAS	34	2	548	37 - 116	14 - 55	18 - 20	24	63	87	36	21	8	24	44	106
2013	LAS	34	3	595	58 - 135	20 - 50	21 - 33	32	68	100	34	24	5	31	43	157
2014	IND	34	32	815	106 - 271	43 - 113	49 - 60	28	84	112	37	27	11	40	68	304
2015	IND	34	34	842	127 - 331	42 - 125	59 - 79	33	87	120	54	42	10	63	65	355
2016	IND	32	21	781	85 - 246	33 - 123	64 - 85	23	82	105	63	29	9	56	67	267
2017	IND	34	23	636	55 - 168	28 - 87	30 - 36	8	61	69	34	10	5	39	41	168
Career		298	144	6324	704 - 1893	303 - 879	331 - 436	241	704	945	377	226	83	383	519	2042

PLAYOFF YEAR-BY-YEAR AVERAGES

SEASON	TEAM	G	GS	MPG	FG%	3P%	FT%	OREB	DREB	RPG	APG	SPG	BPG	TO	PF	PPG
2009	WAS	2	0	26.5	31.6	50.0	100	1.5	3.5	5.0	1.5	2.0	2.0	3.5	1.5	10.5
2010	WAS	2	0	25.0	40.0	30.0	80.0	1.0	3.0	4.0	1.0	1.0	0.0	0.5	3.0	13.5
2012	LAS	4	0	7.8	33.3	33.3	100	0.3	0.5	0.8	0.3	0.2	0.0	0.0	0.5	2.0
2013	LAS	3	0	16.8	27.3	0.0	66.7	0.3	1.0	1.3	1.0	1.3	0.3	1.6	0.3	3.3
2014	IND	5	5	22.9	41.0	33.3	50.0	1.0	2.2	3.2	0.0	1.0	0.0	1.0	2.4	8.2
2015	IND	11	11	29.0	40.3	41.2	70.0	0.5	1.9	2.5	0.9	1.0	0.3	0.9	2.1	11.9
2016	IND	1	1	28.7	44.4	40.0	100	0.0	2.0	2.0	1.0	1.0	0.0	1.0	6.0	13.0
Career		28	17	23.1	39.0	37.1	76.0	0.6	1.9	2.5	0.7	1.0	0.3	1.0	1.9	9.0

PLAYOFF YEAR-BY-YEAR TOTALS

SEASON	TEAM	G	GS	MIN	FGM-A	3PM-A	FTM-A	OREB	DREB	REB	AST	STL	BLK	TO	PF	PTS
2009	WAS	2	0	53	6 - 19	4 - 8	5 - 5	3	7	10	3	4	4	7	3	21
2010	WAS	2	0	50	8 - 20	3 - 10	8 - 10	2	6	8	2	2	0	1	6	27
2012	LAS	4	0	31	2 - 6	2 - 6	2 - 2	1	2	3	1	1	0	0	2	8
2013	LAS	3	0	50	3 - 11	0 - 4	4 - 6	1	3	4	3	4	1	5	1	10
2014	IND	5	5	115	16 - 39	7 - 21	2 - 4	5	11	16	0	5	0	5	12	41
2015	IND	11	11	319	48 - 119	21 - 51	14 - 20	6	21	27	10	12	4	10	23	131
2016	IND	1	1	29	4 - 9	2 - 5	3 - 3	0	2	2	1	1	0	1	6	13
Career		28	17	647	87 - 223	39 - 105	38 - 50	18	52	70	20	29	9	29	53	251



FORWARD

#0 MARISSA COLEMAN

10TH SEASON | MARYLAND '09 | PORTLAND, OR. | 6-1 | BORN JANUARY 4, 1987

	PTS	FGM	FGA	3FGM	3FGA	FTM	FTA	OREB	DREB	REB	AST	STL	TO	BLK	MIN
SEASON	12	5 (2x)	12	2 (3x)	5	2 (2x)	2 (2x)	3	5 (2x)	7	5	4	2 (2x)	1 (2x)	32
	vs. DAL	last vs. CON	vs. CON	last vs. PHO	vs. CON	last vs. LV	last vs. LV	vs. PHO	last vs. ATL	vs. CON	last vs. LV	last vs. DAL	last vs. IND	last @ LV	vs. DAL
	5/29/18	6/7/18	6/7/18	6/5/18	6/7/18	6/13/18	6/13/18	6/5/18	6/19/18	6/7/18	6/13/18	5/29/18	6/10/18	6/22/18	5/29/18
CAREER	33	12 (2x)	25	6 (2x)	11	12	13	4 (2x)	7 (3x)	9 (2x)	9 (2x)	6 (2x)	6 (2x)	2 (4x)	41
	@ ATL	last @ ATL	@ ATL	last @ PHO	@ CHI	@ CON	@ CON	last vs. LAS	last @ PHO	last @ PHO	last @ ATL	last @ CON	last @ ATL	last @ ATL	@ MIN
	6/02/12	6/02/12	6/02/16	5/27/13	9/11/13	8/05/14	8/05/14	8/13/17	7/9/17	7/9/17	7/2/17	8/14/15	6/02/12	7/2/17	8/11/13
PLAYOFFS	5	2	7	--	2	1	2	1 (2x)	2 (2x)	3 (2x)	5	2	1	--	25
	@ IND	@ IND	@ IND	--	@ IND	@ IND	@ IND	last vs. IND	last vs. IND	last vs. IND	vs. IND	@ IND	@ IND	--	@ IND
	8/21/14	8/21/14	8/21/14	--	8/21/14	8/21/14	8/21/14	8/23/14	8/23/14	8/23/14	8/23/14	8/21/14	8/21/14	--	8/21/14

2018 GAME-BY-GAME STATISTICS

PRESEASON

Opponent	Date	MIN	FGM	FGA	FG%	3PM	3PA	3P%	FTM	FTA	FT%	OR	DR	REB	AST	STL	BLK	TO	PF	PTS	+/-
vs. Dallas	5/7	6:33	6	12	.500	2	4	.500	0	0	-	0	2	2	0	1	0	1	0	14	2
vs. Los Angeles	5/8	28:54	5	10	.500	2	3	.667	2	2	1.0	3	1	4	3	0	1	1	1	14	17

REGULAR SEASON

at Chicago	5/20	23:08	2	8	0.250	2	3	0.667	2	2	1.000	1	3	4	3	2	0	1	2	8	-5
vs. Minnesota	5/25	25:27	4	9	0.444	0	3	0.000	0	0	0.000	1	0	1	1	0	0	1	1	8	1
vs. Dallas	5/29	32:09	5	7	0.714	2	4	0.500	0	0	0.000	1	3	4	2	4	1	1	1	12	-3
@ Indiana	6/2	27:28	1	5	0.200	0	1	0.000	0	0	0.000	0	2	2	1	0	0	1	2	2	-3
vs. Phoenix	6/5	21:25	3	5	0.600	2	4	0.500	0	0	0.000	3	2	5	2	0	0	0	1	8	-4
vs. Connecticut	6/7	28:05	5	12	0.417	1	5	0.200	0	0	0.000	2	5	7	3	1	0	2	0	11	7
vs. Indiana	6/10	18:44	3	6	0.500	1	2	0.500	0	0	0.000	0	2	2	1	0	0	2	2	7	2
vs. Las Vegas	6/13	19:18	2	5	0.400	0	2	0.000	2	2	1.000	1	4	5	5	1	0	0	1	6	-4
@ Minnesota	6/16	12:40	0	2	0.000	0	1	0.000	0	0	0.000	0	0	0	1	0	0	0	1	0	-8
vs. Atlanta	6/19	17:22	1	4	0.250	0	2	0.000	0	0	0.000	1	5	6	1	1	0	1	1	2	5
@ Las Vegas	6/22	18:25	2	7	0.286	1	2	0.500	0	0	0.000	0	1	1	1	0	1	0	1	5	0
@ Los Angeles	6/24	10:53	0	1	0.000	0	1	0.000	0	0	0.000	0	1	1	0	0	0	0	2	0	-6
vs. Phoenix	6/26	DND - Right Ankle Sprain																			
@ Washington	6/28	DND - Right Ankle Sprain																			
vs. Chicago	6/29	DND - Right Ankle Sprain																			
@ Chicago	7/1	DND - Right Ankle Sprain																			
vs. Seattle	7/3	DND - Right Ankle Sprain																			



FORWARD

#0 MARISSA COLEMAN

10TH SEASON | MARYLAND '09 | PORTLAND, OR. | 6-1 | BORN JANUARY 4, 1987

CAREER TRANSACTIONS: Selected by the Washington Mystics in the First Round of the 2009 WNBA Draft, second overall selection... Traded to Los Angeles, February, 1 2012, in exchange for Noelle Quinn... Signed as a free agent by Indiana, March 29, 2014... Signed a contract extension with Indiana, September 14, 2016... Waived by Indiana April 25, 2018... Signed as a free agent by New York, May 1, 2018.

CAREER HIGHLIGHTS:

- Nine-year WNBA veteran and former No. 2 draft pick
- Eclipsed 2,000 career points during 2017 season
- 2015 WNBA All-Star
- Twice matched Fever playoff record with 5 3FGs during 2015 playoffs
- WNBA Finals in 2015 with Indiana

2017: Coleman averaged 4.9 points per game and reached double-figure scoring four times... she scored 19 points with five 3-pointers in a home win over defending champion Los Angeles, 5/24... she scored a season-high 20 points with a career-high six 3-pointers against Washington, 8/20... she became the 11th player to score 1,000 career points in Fever uniform at Chicago, 6/28, and eclipsed the 2,000-point mark of her career at Connecticut, 7/30.

PERSONAL: The daughter of Joni and Tony Coleman... she has a sister, Tonya, and a brother, Anthony... a lifelong resident of the Washington, D.C. area, she played at the University of Maryland following a prep career in the District... she was drafted by the Mystics and played her first two pro seasons in Washington... in November 2016, she opened a Mellow Mushroom pizza restaurant in nearby Roanoke, Va., with her former L.A. Sparks teammate Alana Beard... she chose Maryland over Duke, Connecticut, Tennessee and Florida... at St. John's College High School in the District of Columbia, she was a McDonald's and WBCA All-American, playing in both senior all-star games... she led all scorers with 19 points in the McDonald's game and was selected the East's MVP in the WBCA game... she also was a first team Parade All-American... Coleman was named first team All-USA by USA Today and was the Washington Post High School Player of the Year... she earned first team All-Met honors in her final two seasons... she was the 2004 and 2005 Washington D.C. Gatorade Player of the Year, leading the Cadets to a 59-9 record in her final two years... she led her squad to the Washington Catholic Athletic Conference title game every year, capturing the title in 2002 and 2004... she left the school with career records for points (2,057) and rebounds (1,750)... she averaged 21 points, 10 rebounds, three assists and two steals a game as a senior.



GUARD

#8 BRIA HARTLEY

5TH SEASON | CONNECTICUT '14 | NORTH BABYLON, N.Y. | 5-8 | BORN SEPTEMBER 30, 1992

YEAR-BY-YEAR AVERAGES

SEASON	TEAM	G	GS	MPG	FG%	3P%	FT%	OREB	DREB	RPG	APG	SPG	BPG	TO	PF	PPG
2014	WAS	34	29	27.1	38.0	32.7	78.0	0.6	1.6	2.1	3.1	0.7	0.0	2.5	1.8	9.7
2015	WAS	25	0	12.3	30.4	23.9	76.5	0.2	1.0	1.2	1.6	0.4	0.0	0.8	0.9	4.2
2016	WAS	24	5	16.9	37.6	36.2	80.0	0.4	1.6	2.0	2.3	0.4	0.0	1.4	1.8	6.5
2017	NYL	34	24	21.4	41.6	34.5	74.4	0.3	1.8	2.1	2.1	0.5	0.1	1.4	1.6	7.8
Career		117	58	20.2	37.9	32.7	77.5	0.4	1.5	1.9	2.3	0.6	0.0	1.6	1.6	7.3

YEAR-BY-YEAR TOTAL

SEASON	TEAM	G	GS	MIN	FGM-A	3PM-A	FTM-A	OREB	DREB	REB	AST	STL	BLK	TO	PF	PTS
2014	WAS	34	29	921	116 - 305	33 - 101	64 - 82	19	53	72	105	24	2	85	60	329
2015	WAS	25	0	306	34 - 112	11 - 46	26 - 34	4	26	30	41	12	1	21	23	105
2016	WAS	24	5	406	50 - 133	21 - 58	36 - 45	9	38	47	54	10	0	35	44	157
2017	NYL	34	24	727	99 - 238	38 - 110	29 - 39	10	61	71	70	19	5	49	55	265
Career		117	58	2361	299 - 788	103 - 315	155 - 200	42	178	220	270	65	8	190	182	856

PLAYOFF YEAR-BY-YEAR AVERAGES

SEASON	TEAM	G	GS	MPG	FG%	3P%	FT%	OREB	DREB	RPG	APG	SPG	BPG	TO	PF	PTS
2014	WAS	2	2	20.4	33.3	0.0	50.0	1.0	2.0	3.0	4.5	1.0	0.0	0.5	4.0	3.5
2015	WAS	1	0	6.0	0.0	0.0	0.0	0.0	1.0	1.0	1.0	0.0	0.0	0.0	1.0	0.0
2017	NYL	1	1	29.5	60.0	40.0	100	0.0	2.0	2.0	5.0	1.0	0.0	5.0	4.0	15.0
Career		4	3	19.1	42.9	25.0	66.7	0.5	1.8	2.3	3.8	0.8	0.0	1.5	3.3	5.5

PLAYOFF YEAR-BY-YEAR TOTALS

SEASON	TEAM	G	GS	MPG	FG%	3P%	FT%	OREB	DREB	RPG	APG	SPG	BPG	TO	PF	PTS
2014	WAS	2	2	41	3 - 9	0 - 2	1 - 2	2	4	6	9	2	0	1	8	7
2015	WAS	1	0	6	0 - 2	0 - 1	0 - 0	0	1	1	1	0	0	0	1	0
2017	NYL	1	1	29	6 - 10	2 - 5	1 - 1	0	2	2	5	1	0	5	4	15
Career		4	3	76	9 - 21	2 - 8	2 - 3	2	7	9	15	3	0	6	13	22



GUARD

#8 BRIA HARTLEY

5TH SEASON | CONNECTICUT '14 | NORTH BABYLON, N.Y. | 5-8 | BORN SEPTEMBER 30, 1992

	PTS	FGM	FGA	3FGM	3FGA	FTM	FTA	OREB	DREB	REB	AST	STL	TO	BLK	MIN
SEASON	18	7	13	4	8	3	2 (4x)	3	5	5 (2x)	6 (3x)	3 (2x)	5		33
	vs. PHO	vs. PHO	vs. PHO	vs. PHO	vs. PHO	vs. ATL	last vs. MIN	@ IND	vs. PHO	last vs. PHO	last @ MIN	@ LV	vs. LV	--	vs. PHO
	6/5/18	6/5/18	6/5/18	6/5/18	6/5/18	6/19/18	6/16/18	6/2/18	6/26/18	6/26/18	6/16/18	6/22/18	6/13/18		6/5/18
CAREER	26	11	16	4 (3x)	8 (2x)	6 (3x)	8	3	5 (4x)	6 (2x)	7	4	5 (5x)	2	39 (2x)
	@ SEA	@ SEA	@ SEA	last vs. NY	last vs. PHO	last @ CT	@ CHI	vs. IND	last vs. PHO	last @ CT	vs. LA	@ ATL	last vs. LV	vs. DAL	last @ CT
	6/22/14	6/22/14	6/22/14	5/14/16	6/5/17	6/14/16	7/09/14	6/06/14	6/26/18	5/21/16	5/20/16	6/18/14	6/13/18	6/02/17	5/21/16
PLAYOFFS	15	6	10	2	5	1 (2x)	2	1 (2x)	2 (3x)	3 (2x)	5 (2x)	2	5	--	29
	vs. WAS	vs. WAS	vs. WAS	vs. WAS	vs. WAS	last vs. WAS	@ IND	last vs. IND	last vs. WAS	last vs. IND	last vs. WAS	@ IND	vs. WAS		vs. WAS
	9/10/17	9/10/17	9/10/17	9/10/17	9/10/17	9/10/17	8/21/14	8/23/14	9/10/17	8/23/14	9/10/17	8/21/14	9/10/17		9/10/17

2018 GAME-BY-GAME STATISTICS

PRESEASON

Opponent	Date	MIN	FGM	FGA	FG%	3PM	3PA	3P%	FTM	FTA	FT%	OR	DR	REB	AST	STL	BLK	TO	PF	PTS	+/-
vs. Dallas	5/7		NWT - Turkey																		
vs. Los Angeles	5/8		NWT - Turkey																		

REGULAR SEASON

at Chicago	5/20	31:33	3	10	0.300	1	3	0.333	1	2	0.500	1	2	3	6	0	0	1	1	8	-4
vs. Minnesota	5/25	22:38	2	10	0.200	0	2	0.000	0	0	0.000	1	1	2	3	1	0	0	3	4	-5
vs. Dallas	5/29	24:07	3	5	0.600	1	2	0.500	0	0	0.000	0	0	0	6	0	0	1	5	7	-6
@ Indiana	6/2	30:46	3	6	0.500	0	1	0.000	1	1	1.000	3	2	5	4	0	0	3	1	7	7
vs. Phoenix	6/5	33:33	7	13	0.538	4	8	0.500	0	2	0.000	2	1	3	5	2	0	3	1	18	-2
vs. Connecticut	6/7	28:43	3	4	0.750	2	3	0.667	1	2	0.500	2	1	3	5	0	0	1	3	9	1
vs. Indiana	6/10	27:39	5	9	0.556	2	4	0.500	0	0	0.000	0	4	4	1	0	0	3	4	12	-10
vs. Las Vegas	6/13	23:58	4	8	0.500	1	4	0.250	0	1	0.000	1	1	2	2	3	0	5	2	9	-18
@ Minnesota	6/16	22:46	3	7	0.429	1	2	0.500	2	2	1.000	0	2	2	6	2	0	2	0	9	-2
vs. Atlanta	6/19	23:50	3	8	0.375	0	3	0.000	3	3	1.000	0	1	1	5	0	0	2	3	9	-1
@ Las Vegas	6/22	23:32	2	9	0.222	0	5	0.000	0	0	0.000	2	1	3	4	3	0	3	4	4	-8
@ Los Angeles	6/24	17:23	1	5	0.200	1	3	0.333	0	2	0.000	0	4	4	2	0	0	2	3	3	-29
vs. Phoenix	6/26	23:53	5	10	0.500	1	3	0.333	0	0	0.000	0	5	5	3	1	0	1	0	11	-5
@ Washington	6/28	18:36	2	5	0.400	0	0	0.000	0	1	0.000	0	1	1	1	1	0	1	1	4	-9
vs. Chicago	6/29	12:50	2	4	0.500	1	3	0.333	1	1	1.000	0	3	3	4	0	0	0	2	6	5
@ Chicago	7/1	20:53	4	7	0.571	2	4	0.500	0	0	0.000	0	4	4	2	1	0	0	0	10	1
vs. Seattle	7/3	26:14	6	9	0.667	3	5	0.600	1	1	1.000	0	3	3	2	0	0	4	3	16	-18



GUARD

#8 BRIA HARTLEY

5TH SEASON | CONNECTICUT '14 | NORTH BABYLON, N.Y. | 5-8 | BORN SEPTEMBER 30, 1992

CAREER TRANSACTIONS: Drafted No. 7 overall by the Seattle Storm in the 2014 WNBA Draft... Traded to the Washington Mystics on April 14, 2014... Traded to the New York Liberty on January 30, 2017 along with center Kia Vaughn in exchange for center Carolyn Swords... Re-signed with the Liberty as a restricted free agent on Feb. 9, 2018.

CAREER HIGHLIGHTS:

- Drafted in the 1st round, 7th overall by the Seattle Storm in 2014, and traded to the Washington Mystics on draft day.
- Named to the WNBA All-Rookie team in 2014
- Career .327 percent 3-point shooter, made a career-best 38 3-pointers in 2017, and shot a career-best .362 percent from three in 2016
- Averaged career-best 9.7 ppg and 3.1 apg during rookie season in 2014

2017: Appeared in all 34 games for the Liberty, making 24 starts... Averaged 7.8 ppg, 2.1 rpg and 2.1 apg... Finished the season ranked 22nd in the WNBA shooting .345 from 3-point range... Ranked 2nd on the Liberty with 38 made 3-pointers, the highest tally of her career... Averaged 10.8 ppg and scored in double figures 12 times over the final 17 games of the season, helping lead the Liberty to a 14-3 record over that stretch... Netted 15 points, including 2 3-pointers. Also had 5 assists and 2 rebounds in playoff game against Washington (9/10)... Scored 13 points, including 2 3-point shots. Grabbed 3 rebounds and handed out 2 assists in final regular-season game at Dallas (9/3)... Connected for 11 points, including a 3-point shot. Posted the highest +/- rating with 21 in a win over Chicago (8/27)... Against her former team, scored 10 points including a pair of 3-pointers. Grabbed 4 rebounds and handed out 3 assists in win over the Mystics (8/25)... Collected 12 points and 3 rebounds in road win over Indiana. Also put up 2 assists and 2 steals (8/23)... Dished out a season-high 6 assists. Managed 9 points, including 2 3-pointers, and 4 rebounds in win over Minnesota (8/20)... Hit a season-high 3 3-pointers to finish with 11 points, also posted 3 rebounds against Connecticut (8/18)... Matched a season-high 5 assists. Connected for 7 points in win over Los Angeles (8/13)... Reached 4-straight games in double figures, scoring 10 points with a couple of 3-pointers to go along with 2 assists in a win at Atlanta (8/11)... Managed 13 points to record her 3rd straight game scoring in double figures, her longest streak of the season, and longest such streak since 2014. Also had 3 rebounds and 2 assists against Indiana (8/8)... Scored 16 points, 1 shy of her season-high. Also had 3 rebounds and 3 assists at LA (8/4)... Matched her season-high with 17 points. Recorded a new season-high with 5 assists. Also managed 1 steal and 2 rebounds at San Antonio (8/1)... Matched her season-high with 17 points, going 3-of-3 from deep. Also managed 4 assists and 3 rebounds in win over Indiana (7/28)... Netted 10 points, including a pair of 3-pointers. Also had 3 rebounds against Connecticut (7/19)... Posted a team-high 15 points, including 3 3-pointers, to lead the Liberty in scoring for the 1st time. Was able to also collect 4 rebounds, 1 assist, 1 steal, and 1 block against Washington (7/16)... Finished with 5 points and also tied her career-high with 5 rebounds at Washington (6/29)... Scored double figures in back-to-back games for the 1st time this season. Finished with 13 points, shooting 5-of-7 from the floor. Also had a rebound, assist, and steal against Connecticut (6/23)... Scored a season-high 17 points, including a clutch erratic 3-pointer in OT at Dallas, eclipsing 10 points for the 3rd time over the previous 6 games (6/16)... Tied her season-high in scoring with 10 points, also tallied a season-high 3 steals against Seattle (6/11)... Finished the game with 10 points, a season-high, including a pair of 3-pointers against Dallas; also had 4 assists, 3 rebounds, and a career-best 2 blocks (6/2)... Had 3 assists and 4 rebounds in home opening win over San Antonio Stars (5/13).

PERSONAL: Born September 30, 1992... Parents are Dennis and Simone Hartley... Majored in communication sciences... Earned a Suffolk County Legislature proclamation for high academic achievement, community service and excellence in basketball... Son, Bryson Noah, born in January 2017.



GUARD

#5 KIA NURSE

1ST SEASON | CONNECTICUT '18 | HAMILTON, CANADA | 6-0 | BORN FEBRUARY 22, 1996

	PTS	FGM	FGA	3FGM	3FGA	FTM	FTA	OREB	DREB	REB	AST	STL	TO	BLK	MIN
SEASON	34	8	16	3 (3x)	8	15	16	3 (2x)	6	9	4 (2x)	2 (4x)	4	1 (2x)	40
	@ IND	@ IND	@ IND	last vs. CON	@ IND	@ IND	@ IND	last vs. PHO	@ IND	@ IND	last @ CHI	last vs. CHI	@ IND	last @ IND	@ IND
	6/2/18	6/2/18	6/2/18	6/7/18	6/2/18	6/2/18	6/2/18	6/5/18	6/2/18	6/2/18	7/1/18	6/29/18	6/2/18	6/2/18	6/2/18
CAREER	34	8	16	3 (2x)	8	15	16	3 (2x)	6	9	4	2 (4x)	4	1 (2x)	40
	@ IND	@ IND	@ IND	last @ IND	@ IND	@ IND	@ IND	last vs. PHO	@ IND	@ IND	@ IND	last vs. CHI	@ IND	last @ IND	@ IND
	6/2/18	6/2/18	6/2/18	6/2/18	6/2/18	6/2/18	6/2/18	6/5/18	6/2/18	6/2/18	6/2/18	6/29/18	6/2/18	6/2/18	6/2/18

2018 GAME-BY-GAME STATISTICS

PRESEASON

Opponent	Date	MIN	FGM	FGA	FG%	3PM	3PA	3P%	FTM	FTA	FT%	OR	DR	REB	AST	STL	BLK	TO	PF	PTS	+/-
vs. Dallas	5/7	6:34	2	6	.333	0	2	.000	6	7	.857	2	2	4	1	0	0	3	2	10	-1
vs. Los Angeles	5/8	23:13	7	13	.538	3	6	.500	2	4	.500	1	1	2	1	1	0	1	2	19	+2

REGULAR SEASON

at Chicago	5/20	28:43	5	10	0.500	2	6	0.333	5	5	1.000	1	1	2	3	2	0	1	1	17	8
vs. Minnesota	5/25	34:02	4	12	0.333	3	6	0.500	3	3	1.000	1	4	5	2	0	1	1	2	14	-8
vs. Dallas	5/29	20:30	4	10	0.400	1	4	0.250	2	2	1.000	0	1	1	1	1	0	3	4	11	14
@ Indiana	6/2	40:25	8	16	0.500	3	8	0.375	15	16	0.938	3	6	9	4	2	1	4	2	34	10
vs. Phoenix	6/5	22:58	2	7	0.286	0	4	0.000	1	1	1.000	3	0	3	2	0	0	1	1	5	-4
vs. Connecticut	6/7	26:14	4	9	0.444	3	5	0.600	0	0	0.000	0	2	2	0	0	0	0	3	11	-4
vs. Indiana	6/10	28:10	3	5	0.600	2	4	0.500	2	4	0.500	0	2	2	3	0	0	0	3	10	4
vs. Las Vegas	6/13	18:16	1	7	0.143	1	4	0.250	0	0	0.000	0	1	1	3	0	0	0	4	3	-4
@ Minnesota	6/16	18:25	2	5	0.400	0	2	0.000	2	2	1.000	0	2	2	0	0	0	0	6	-6	
vs. Atlanta	6/19	28:23	4	12	0.333	1	6	0.167	2	4	0.500	0	3	3	1	1	0	1	2	11	0
@ Las Vegas	6/22	21:35	4	6	0.667	1	3	0.333	4	4	1.000	2	1	3	1	0	0	0	2	13	-10
@ Los Angeles	6/24	13:11	0	1	0.000	0	0	0.000	1	2	0.500	0	1	1	1	0	0	0	1	1	-4
vs. Phoenix	6/26	18:41	1	3	0.333	1	3	0.333	1	2	0.500	1	1	2	1	2	1	1	2	4	-4
@ Washington	6/28	21:44	2	6	0.333	0	4	0.000	1	1	1.000	1	2	3	2	0	0	2	1	5	-5
vs. Chicago	6/29	19:56	3	6	0.500	1	3	0.333	2	2	1.000	1	0	1	0	2	0	1	3	9	-3
@ Chicago	7/1	9:57	1	5	0.200	0	2	0.000	2	2	1.000	1	0	1	4	1	0	0	1	4	-1
vs. Seattle	7/3	12:01	0	1	0.000	0	0	0.000	0	0	0.000	0	2	2	1	0	0	0	0	0	-3



GUARD

#5 KIA NURSE

1ST SEASON | CONNECTICUT '18 | HAMILTON, CANADA | 6-0 | BORN FEBRUARY 22, 1996

CAREER TRANSACTIONS: Selected by the New York Liberty in the First Round of the 2018 WNBA Draft, 10th overall selection.

PERSONAL: Named the 2018 WBCA and American Athletic Conference Defensive Player of the Year ... finished her collegiate career with more than 1,600 points and 400 assists while adding 185 steals and 395 rebounds ... a two-time CoSIDA Third Team Academic All-American ... a 2017 American Athletic Conference Second Team honoree ... named to the 2016 American Athletic Conference Third Team... a 2015 American Athletic Conference Freshman of the Year ... selected to the 2015 American Athletic Conference All-Freshman Team... a two-time NCAA Champions (2015, 2016)... scored a career high 33 points versus DePaul on December 1, 2016 ... netted a career-high nine threes versus Syracuse on March 20, 2017... averaged double-figures in points three out of her four seasons with the Huskies... shot over 50-percent from the floor as a senior... shot over 40-percent from three in three out of her four seasons at UConn.



GUARD

#10 EPIPHANNY PRINCE

9TH SEASON | RUTGERS | BROOKLYN, N.Y. | 5-9 | BORN JAN. 11, 1988

YEAR-BY-YEAR AVERAGES

SEASON	TEAM	G	GS	MPG	FG%	3P%	FT%	OREB	DREB	RPG	APG	SPG	BPG	TO	PF	PPG
2010	CHI	34	2	19.6	.427	.338	.784	0.4	1.6	2.0	2.7	1.6	0.1	1.7	2.0	9.8
2011	CHI	34	27	29.4	.375	.373	.804	0.7	1.4	2.1	3.0	2.3	0.3	1.6	2.2	13.6
2012	CHI	26	25	30.0	.442	.407	.899	0.9	2.6	3.5	3.1	1.8	0.2	2.0	2.2	18.1
2013	CHI	31	31	30.0	.376	.396	.900	0.6	2.1	2.7	3.0	1.6	0.3	1.3	1.5	15.0
2014	CHI	26	24	32.3	.383	.327	.876	0.6	2.3	3.0	3.8	1.8	0.4	1.7	2.4	15.0
2015	NYL	24	23	28.6	.467	.356	.900	0.8	2.1	2.9	3.4	1.9	0.2	1.5	1.3	15.0
2016	NYL	6	0	13.9	.400	.364	1.000	0.2	1.3	1.5	0.7	0.3	0.0	0.3	1.3	5.2
2017	NYL	28	25	26.8	40.1	34.4	87.8	1.1	2.5	3.6	2.9	1.2	0.2	1.2	1.8	12.0
Career		209	157	27.4	40.7	37.0	86.4	0.7	2.0	2.7	3.0	1.8	0.2	1.6	1.9	13.7

YEAR-BY-YEAR TOTALS

SEASON	TEAM	G	GS	MIN	FGM-A	3PM-A	FTM-A	OREB	DREB	REB	AST	STL	BLK	TO	PF	PTS
2010	CHI	34	2	665	117 - 274	24 - 71	76 - 97	14	54	68	92	55	5	60	67	334
2011	CHI	34	27	1001	162 - 432	50 - 134	90 - 112	23	48	71	102	79	13	57	76	464
2012	CHI	26	25	780	157 - 355	59 - 145	98 - 109	24	67	91	80	47	7	52	58	471
2013	CHI	31	31	930	148 - 394	61 - 154	108 - 120	18	66	84	93	51	12	43	45	465
2014	CHI	26	24	840	123 - 321	32 - 98	113 - 129	16	61	77	100	49	11	45	62	391
2015	NYL	24	23	686	136 - 291	26 - 73	63 - 70	19	51	70	82	47	5	38	32	361
2016	NYL	6	0	83	10 - 25	4 - 11	7 - 7	1	8	9	4	2	0	2	8	31
2017	NYL	28	25	751	116 - 289	33 - 96	72 - 82	32	69	101	81	35	7	35	50	337
Career		209	157	5735	969 - 2381	289 - 782	627 - 726	147	424	571	634	365	60	332	398	2854

PLAYOFF YEAR-BY-YEAR AVERAGES

SEASON	TEAM	G	GS	MPG	FG%	3P%	FT%	OREB	DREB	RPG	APG	SPG	BPG	TO	PF	PPG
2013	CHI	2	2	33.5	.333	.286	1.000	0.0	1.5	1.5	0.5	1.5	0.0	0.0	3.0	14.5
2014	CHI	9	9	29.1	.296	.273	.800	1.0	2.4	3.4	2.1	1.5	0.7	1.4	2.7	9.2
2015	NYL	6	6	32.6	.359	.379	.750	0.7	2.2	2.8	3.0	1.1	0.3	1.8	1.7	13.2
2016	NYL	1	0	16.7	.500	.667	1.000	2.0	1.0	3.0	3.0	0.0	0.0	0.0	3.0	12.0
2017	NYL	1	1	34.6	44.4	28.6	100	0.0	5.0	5.0	2.0	1.0	0.0	2.0	1.0	12.0
Career		19	18	30.3	33.6	32.9	84.3	0.8	2.3	3.1	2.3	1.3	0.5	1.4	2.3	11.3

PLAYOFF YEAR-BY-YEAR TOTALS

SEASON	TEAM	G	GS	MIN	FGM-A	3PM-A	FTM-A	OREB	DREB	REB	AST	STL	BLK	TO	PF	PTS
2013	CHI	2	2	67	8 - 24	2 - 7	11 - 11	0	3	3	1	3	0	0	6	29
2014	CHI	9	9	262	29 - 98	9 - 33	16 - 20	9	22	31	19	14	7	13	24	83
2015	NYL	6	6	196	28 - 78	11 - 29	12 - 16	4	13	17	18	7	2	11	10	79
2016	NYL	1	0	17	4 - 8	2 - 3	2 - 2	2	1	3	3	0	0	0	3	12
2017	NYL	1	1	35	4 - 9	2 - 7	2 - 2	0	5	5	2	1	0	2	1	12
Career		19	18	575	73 - 217	26 - 79	43 - 51	15	44	59	43	25	9	26	44	215



GUARD

#10 EPIPHANNY PRINCE

9TH SEASON | RUTGERS | BROOKLYN, N.Y. | 5-9 | BORN JAN. 11, 1988

	PTS	FGM	FGA	3FGM	3FGA	FTM	FTA	OREB	DREB	REB	AST	STL	TO	BLK	MIN
SEASON	21 (2x)	8 (2x)	13	4	6	4	6	1 (4x)	2 (3x)	3 (2x)	5	2 (2x)	3		30
	last vs. CHI	last vs. CHI	@ WAS	@ WAS	@ WAS	@ CHI	@ CHI	last @ CHI	last @ CHI	last @ CHI	vs. CHI	last vs. CHI	@ LA	--	@ CHI
	6/29/18	6/29/18	6/28/18	6/28/18	6/28/18	7/1/18	7/1/18	7/1/18	7/1/18	7/1/18	6/29/18	6/29/18	6/24/18		7/1/18
CAREER	33	12 (2x)	25	6 (2x)	11	12	13	4 (2x)	7 (3x)	9 (2x)	9 (2x)	6 (2x)	6 (2x)	2 (4x)	41
	@ ATL	last @ ATL	@ ATL	last @ PHO	@ CHI	@ CON	@ CON	last vs. LAS	last @ PHO	last @ PHO	last @ ATL	last @ CON	last @ ATL	last @ ATL	@ MIN
	6/02/12	6/02/12	6/02/16	5/27/13	9/11/13	8/05/14	8/05/14	8/13/17	7/9/17	7/9/17	7/2/17	8/14/15	6/02/12	7/2/17	8/11/13
PLAYOFFS	26	11	16 (3x)	4	7 (2x)	7	7	3	5 (2x)	8	7	3 (3x)	4	3	44
	vs. WAS	vs. WAS	last vs. WAS	vs. IND	last vs. WAS	vs. IND	vs. IND	@ ATL	last vs. WAS	@ ATL	@ ATL	last @ PHO	vs. IND	@ IND	vs. WAS
	9/18/15	9/18/15	9/18/15	9/23/15	9/10/17	9/20/13	9/20/13	8/22/14	9/10/17	8/22/14	8/22/14	9/9/14	9/29/15	8/30/14	9/18/15

2018 GAME-BY-GAME STATISTICS

PRESEASON

Opponent	Date	MIN	FGM	FGA	FG%	3PM	3PA	3P%	FTM	FTA	FT%	OR	DR	REB	AST	STL	BLK	TO	PF	PTS	+/-
vs. Dallas	5/7		NWT - Russia																		
vs. Los Angeles	5/8		NWT - Russia																		

REGULAR SEASON

at Chicago	5/20	DNT - Concussion																			
vs. Minnesota	5/25	DND - Concussion																			
vs. Dallas	5/29	DND - Concussion																			
@ Indiana	6/2	DNT - Concussion																			
vs. Phoenix	6/5	DND - Concussion																			
vs. Connecticut	6/7	DND - Concussion																			
vs. Indiana	6/10	DND - Concussion																			
v. Las Vegas	6/13	7:28	1	3	0.333	1	2	0.500	0	0	0.000	0	1	1	0	0	0	0	2	3	-11
@ Minnesota	6/16	14:09	3	5	0.600	1	2	0.500	1	1	1.000	1	1	2	2	0	0	2	1	8	-18
vs. Atlanta		DNP - Coach's Decision																			
@ Las Vegas	6/22	15:50	1	8	0.125	0	2	0.000	2	2	1.000	0	1	1	1	1	0	2	3	4	-7
@ Los Angeles	6/24	24:25	1	4	0.250	1	2	0.500	0	0	0.000	0	2	2	2	2	0	3	1	3	-22
vs. Phoenix	6/26	11:19	1	5	0.200	1	2	0.500	2	2	1.000	1	0	1	0	0	0	0	1	5	-16
@ Washington	6/28	24:03	8	13	0.615	4	6	0.667	1	1	1.000	1	2	3	2	1	0	0	2	21	-1
vs. Chicago	6/29	25:37	8	12	0.667	3	4	0.750	2	2	1.000	0	2	2	5	2	0	1	3	21	5
@ Chicago	7/1	30:04	2	10	0.200	0	2	0.000	4	6	0.667	1	2	3	4	1	0	2	3	8	-6
vs. Seattle	7/3	20:11	0	3	0.000	0	0	0.000	2	2	1.000	0	0	0	3	0	0	0	0	2	-13



GUARD

#10 EPIPHANNY PRINCE

9TH SEASON | RUTGERS | BROOKLYN, N.Y. | 5-9 | BORN JAN. 11, 1988

CAREER TRANSACTIONS: Selected by the Chicago Sky in the First Round of the 2010 WNBA Draft, seventh overall selection... Acquired from Chicago in exchange for Cappie Pondexter on Feb. 16, 2015.

CAREER HIGHLIGHTS:

- Second-Team All-WNBA selection in 2015
- Two-Time WNBA All-Star selection (2011, 2013)
- In 2011, led the WNBA in steals (79) and steals per game (2.3)
- Made at least 50 3-pointers in three of her five pro seasons
- Has 2,486 points over her six-year career
- Averaged double figures in scoring for five-straight seasons with a career-high of 18.1 ppg in 2012
- Named the Associated Press Comeback Player of the Year in 2017

2017: Appeared in 28 games, making 25 starts... Averaged 12.0 ppg, 3.6 rpg, 2.9 apg, and 1.3 spg... Led the Liberty in assists and steals and ranked 2nd in scoring... Finished the season ranked 15th in the WNBA in steals... Had 4 20-point games, with a season-high 24 in a win at Phoenix... Named the AP WNBA Comeback Player of the Year... Missed 6 games in June while competing for the Russian National Team in the 2017 EuroBasket Women Tournament in the Czech Republic... Named the WNBA Eastern Conference Player of the Week for the 5th time in her career on May 30... Connected on 2 3-pointers, finishing with 12 points. Also posted 5 rebounds and 2 assists against Washington (9/10)... Led all scorers with 20 points going 7-of-14 from the field. Posted 3 rebounds, 1 assist, and 1 block against Dallas (9/3)... Scored 16 points including 2 3-pointers, to lead the Liberty offensively in a win over San Antonio; marked her 5th straight game scoring in double figures, her longest streak of the season. Handed out 4 assists and collected 6 rebounds in 9th consecutive win (9/1)... Posted 11 points, 7 of which she scored within the first 4 minutes of the 3rd quarter. Also handed out 3 assists in 8th consecutive win, a victory over Chicago (8/27)... Recorded her 3rd 20-point game of the season. Knocked down a pair of 3-pointers and pulled down 4 rebounds in 7th consecutive win vs. Mystics (8/25)... Managed 11 points and 5 rebounds, shooting 3-of-4 from 3-point range, to propel Liberty to a road win against the Fever (8/23)... Finished with 15 points, including 2 3-point shots. Also managed 3 rebounds in home win over the Lynx (8/20)... Posted the highest +/- rating of all players with +18. Netted 18 points and grabbed 7 rebounds. Also had 5 assists in win over the Sparks (8/13)... Scored 12 points in win at Chicago, going 5-of-7 from the field. Also had 2 rebounds, 2 assists, and 1 steal (7/30)... Scored 19 points and went 8-of-15 from the floor. Managed 5 rebounds and tied her season-high of 4 steals against Minnesota (7/25)... Finished with 8 points and matched her career-high of 9 rebounds. Also dished out a team-high 4 assists at Phoenix (7/9)... Tallied 16 points, including a pair of 3-pointers. Also had 4 rebounds and 2 assists at Seattle (7/6)... Matched her career-high of 9 assists and had a season-high 2 blocks. Also scored 8 points in loss at Atlanta (7/2)... Scored 12 points and finished with a season-high 7 rebounds against Washington (6/29)... Saw action for the first time since May 30th. Scored 14 points, including a pair of 3-pointers. Also had a season-high 5 rebounds against Connecticut (6/23)... Scored 20+ points for the second time this season with 21 points, collected a season-high 4 steals -Liberty converted all of Prince's steals to points, also dished out 5 assists against LA (5/30)... Scored 19 points, dished out a season-high 7 assists, and pulled down a season-high 5 rebounds against Seattle (5/26)... Started for the 1st time since Sept. 29, 2015, scored the game-winning shot with 4.5 seconds left on the clock, netting a game-high 24 points and went 4-of-6 from deep against Phoenix; 1st time surpassing 20 points since Aug. 7, 2015 (5/23)... Collected 11 points, 2 assists, 2 steals, and 3 rebounds in season opening win over the San Antonio Stars (5/13).

PERSONAL: Epiphanny Prince is originally from Brooklyn, New York... She left Rutgers University a year early to play overseas... Prince holds the record for most points in a single high school basketball game with 113... Mother Kathy and Father Jerry were both in attendance at the 2010 WNBA Draft.



GUARD

#14 SUGAR RODGERS

6TH SEASON | GEORGETOWN '13 | SUFFOLK, VA. | 5-9 | BORN DEC. 8, 1989

YEAR-BY-YEAR AVERAGES

SEASON	TEAM	G	GS	MPG	FG%	3P%	FT%	OREB	DREB	RPG	APG	SPG	BPG	TO	PF	PPG
2013	MIN	28	0	7.6	.317	.313	.571	0.4	1.0	1.4	0.5	0.5	0.3	0.4	1.1	1.9
2014	NYL	34	0	16.6	.353	.289	.735	0.4	1.6	2.1	1.3	0.6	0.2	0.9	1.5	6.0
2015	NYL	33	5	18.7	.340	.320	.881	0.7	1.5	2.2	1.5	0.7	0.2	1.0	2.1	8.1
2016	NYL	33	33	30.5	.405	.413	.842	0.4	3.2	3.7	2.4	1.0	0.4	1.7	2.6	14.5
2017	NYL	33	15	25.6	.33.9	.34.2	.81.5	0.7	3.1	3.8	2.3	0.9	0.5	1.6	2.3	10.5
Career		161	53	20.2	36.1	35.3	82.0	0.5	2.1	2.7	1.6	0.8	0.3	1.2	2.0	8.4

YEAR-BY-YEAR TOTALS

SEASON	TEAM	G	GS	MIN	FGM-A	3PM-A	FTM-A	OREB	DREB	REB	AST	STL	BLK	TO	PF	PTS
2013	MIN	28	0	212	19 - 60	10 - 32	4 - 7	11	29	40	14	15	9	12	32	52
2014	NYL	34	0	564	72 - 204	24 - 83	36 - 49	14	56	70	44	23	10	33	52	204
2015	NYL	33	5	618	84 - 247	41 - 128	59 - 67	23	50	73	48	24	7	33	70	268
2016	NYL	33	33	1008	156 - 385	86 - 208	80 - 95	14	107	121	79	35	15	59	87	478
2017	NYL	33	15	844	120 - 354	63 - 184	44 - 54	23	103	126	77	30	17	53	76	347
Career		161	53	3246	451 - 1250	224 - 635	223 - 272	85	345	430	262	127	58	190	317	1349

PLAYOFF YEAR-BY-YEAR AVERAGES

SEASON	TEAM	G	GS	MPG	FG%	3P%	FT%	OREB	DREB	RPG	APG	SPG	BPG	TO	PF	PPG
2013	MIN	5	0	2.3	.250	.000	.500	0.2	0.0	0.2	0.0	0.0	0.0	0.0	0.6	0.6
2015	NYL	6	0	16.9	.372	.438	.875	0.8	0.8	1.7	2.5	1.0	0.3	1.5	1.7	8.8
2016	NYL	1	1	24.2	.444	.250	.667	0.0	2.0	2.0	3.0	0.0	0.0	0.0	2.0	11.0
2017	NYL	1	0	18.3	.37.5	.33.3	.0.0	0.0	3.0	3.0	3.0	1.0	0.0	2.0	2.0	8.0
Career		13	1	12.0	37.5	37.0	81.0	0.5	0.8	1.2	1.6	0.5	0.2	0.9	1.3	5.8

PLAYOFF YEAR-BY-YEAR TOTALS

SEASON	TEAM	G	GS	MIN	FGM-A	3PM-A	FTM-A	OREB	DREB	REB	AST	STL	BLK	TO	PF	PTS
2013	MIN	5	0	11	1 - 4	0 - 1	1 - 2	1	0	1	0	0	0	0	3	3
2015	NYL	6	0	102	16 - 43	7 - 16	14 - 16	5	5	10	15	6	2	9	10	53
2016	NYL	1	1	24	4 - 9	1 - 4	2 - 3	0	2	2	3	0	0	0	2	11
2016	NYL	1	0	18	3 - 8	2 - 6	0 - 0	0	3	3	3	1	0	2	2	8
Career		13	1	155	24 - 64	10 - 27	17 - 21	6	10	16	21	7	2	11	17	75



GUARD

#14 SUGAR RODGERS

6TH SEASON | GEORGETOWN '13 | SUFFOLK, VA. | 5-9 | BORN DEC. 8, 1989

	PTS	FGM	FGA	3FGM	3FGA	FTM	FTA	OREB	DREB	REB	AST	STL	TO	BLK	MIN
SEASON	16	5	10 (2x)	5	9	2	2 (2x)	2 (2x)	5	6	5	2 (3x)	4	2	27
	vs. IND	vs. IND	last @ LV	vs. IND	vs. IND	vs. ATL	vs. ATL	last vs. CHI	@ CHI	@ CHI	@ LV	last vs. SEA	@ WAS	@ WAS	@ CHI
	6/10/18	6/10/18	6/22/18	6/10/18	6/10/18	6/19/18	6/19/18	6/29/18	5/20/18	5/20/18	6/22/18	7/3/18	6/28/18	6/28/18	5/20/18
CAREER	30	11	24	7	13	9 (2x)	10	4	7 (6x)	9	7	4 (5x)	5	3	45
	@ MIN	@ MIN	@ MIN	@ MIN	@ MIN	last vs. SEA	vs. SEA	vs. CHI	last vs. CHI	vs. LA	vs. SEA	last vs. SEA	vs. LAS	vs. SEA	@ DAL
	6/29/16	6/29/16	6/29/15	6/29/16	6/29/15	6/11/17	6/11/17	7/14/17	8/27/17	5/21/16	7/6/16	6/11/17	5/30/17	6/11/17	6/16/17
PLAYOFFS	20	6	12	4	6 (2x)	10	10	2	3	3 (2x)	5	2 (2x)	3	1 (2x)	26
	vs. WAS	@ WAS	vs. IND	vs. IND	last vs. WAS	vs. WAS	vs. WAS	@ WAS	va. WAS	last vs. WAS	vs. IND	last vs. WAS	vs. IND	last vs. IND	vs. WAS
	9/22/15	9/20/15	9/23/15	9/23/15	9/10/17	9/22/15	9/22/15	9/20/15	9/10/17	9/10/17	9/23/15	9/22/15	9/29/15	9/29/15	9/22/15

2018 GAME-BY-GAME STATISTICS

PRESEASON

Opponent	Date	MIN	FGM	FGA	FG%	3PM	3PA	3P%	FTM	FTA	FT%	OR	DR	REB	AST	STL	BLK	TO	PF	PTS	+/-
vs. Dallas	5/7	8:20	3	7	.429	2	5	.400	0	0	-	0	2	2	3	1	0	2	3	8	8
vs. Los Angeles	5/8	17:23	2	6	.333	1	2	.500	0	0	-	0	1	1	1	0	0	1	2	5	2

REGULAR SEASON

at Chicago	5/20	26:57	2	7	0.286	2	5	0.400	0	0	0.000	1	5	6	2	2	0	0	6	6	-10
vs. Minnesota	5/25	DND - Left Knee Sprain																			
vs. Dallas	5/29	DND - Left Knee Sprain																			
@ Indiana	6/2	DND - Left Knee Sprain																			
vs. Phoenix	6/5	15:33	1	5	0.200	1	4	0.250	0	0	0.000	0	2	2	2	1	0	2	2	3	-6
vs. Connecticut	6/7	3:13	0	0	0.000	0	0	0.000	0	0	0.000	0	0	0	0	0	0	1	2	0	-2
vs. Indiana	6/10	15:27	5	10	0.500	5	9	0.556	1	2	0.500	1	2	3	2	0	0	0	1	16	5
vs. Las Vegas	6/13	9:36	1	3	0.333	0	2	0.000	0	0	0.000	2	2	4	0	0	1	1	0	2	-11
@ Minnesota	6/16	19:12	1	4	0.250	1	4	0.250	0	0	0.000	0	4	4	2	1	0	0	1	3	5
vs. Atlanta	6/19	14:31	1	5	0.200	1	4	0.250	2	2	1.000	0	3	3	1	1	0	1	6	5	8
@ Las Vegas	6/22	24:10	4	10	0.400	2	5	0.400	0	0	0.000	1	4	5	5	1	0	2	1	10	-3
@ Los Angeles	6/24	18:12	2	5	0.400	1	3	0.333	0	0	0.000	0	1	1	0	0	0	0	5	-14	
vs. Phoenix	6/26	18:41	3	6	0.500	2	4	0.500	0	0	0.000	1	0	1	0	0	0	0	4	8	-3
@ Washington	6/28	25:57	2	8	0.250	1	6	0.167	0	0	0.000	0	4	4	4	0	2	4	1	5	3
vs. Chicago	6/29	14:23	1	6	0.167	0	2	0.000	0	0	0.000	2	2	4	3	2	0	1	1	2	-9
@ Chicago	7/1	16:57	1	3	0.333	1	3	0.333	0	0	0.000	1	2	3	1	0	0	1	1	3	6
vs. Seattle	7/3	9:52	1	3	0.333	1	2	0.500	0	0	0.000	0	0	0	1	2	0	1	0	3	1



GUARD

#14 SUGAR RODGERS

6TH SEASON | GEORGETOWN '13 | SUFFOLK, VA. | 5-9 | BORN DEC. 8, 1989

CAREER TRANSACTIONS: Selected by the Minnesota Lynx in the Second Round of the 2013 WNBA Draft, 14th overall selection... Acquired from Minnesota in exchange for the rights to swap 2015 third round draft picks on April 16, 2014.

CAREER HIGHLIGHTS:

- Selected in the 2nd Round of the 2013 Draft by Minnesota.
- Named a WNBA All-Star for the 1st time in her career, representing the Eastern Conference in 2017 in Seattle
- Named the WNBA Sixth Woman of the Year in 2017
- In 2016, ranked 14th in the WNBA in scoring, averaging 14.5 ppg, and finished 2nd with 86 made 3-pointers and 5th shooting .413 from 3-point range in 2016.
- Has 11-career 20+ point scoring performances, including one in the playoffs.
- Scored a career-high 30 points in overtime win at Minnesota on June 29, 2016, tying the Liberty single-game record with 7 3-pointers.
- Saw her scoring average improve over each of her first four seasons in the WNBA.
- Set a new Liberty single-season record for made 3-pointers in a single-season with 86 in 2016 (Old record was 78 – Shameka Christon in 2011).
- Finished 3rd in the 2016 Most Improved Player voting after seeing her scoring average increase from 8.1 ppg to 14.5 ppg year over year.
- Ranks 8th in New York Liberty history with 214 3-point field goals

2017: Appeared in 33 games making 15 starts... Averaged 10.5 ppg and a career-best 3.8 rpg... Led the Liberty with 63 3-pointers and shot 34.4 percent from 3-point range... Named a WNBA Eastern Conference All-Star for the 1st time in her career... Named the 2017 WNBA 6th Woman of the Year... Named the AP WNBA 6th Woman of the Year... Posted 8 points and 3 rebounds in playoff game against Washington (9/10)... Scored 7 points in home-win over Chicago. Posted a new season-high with 6 assists. Matched her season-high with 7 rebounds (8/27)... Put up a game-high 16 points all in the 1st half. Also collected a season-high 7 rebounds against Indiana (8/23)... Sunk 5 baskets, including 3 3-pointers for 13 points. Also pulled down 5 rebounds in win over Connecticut (8/18)... Nailed a pair of 3-pointer to reach double figures with 12 points, also recording 3 assists, in a road win over Atlanta (8/11)... Hit 4-3 pointers for the 2nd consecutive game. Finished with 16 points and 5 rebounds. Managed 3 assists 1 steal and 1 block against San Antonio (8/1)... Hit 4 3-pointers, her highest since June 16th, to finish with 14 points. Dished out 3 assists and managed 1 steal in win at Chicago (7/30)... Finished with 9 points and hit a pair of clutch free throws with 11.2 to play in the 4th quarter to seal a comeback win at Indiana (7/28)... Scored 8 points, including a pair of 3-point shots in win over Connecticut. Also had a season-high 7 rebounds and 1 assist (7/19)... Delivered 14 points, including 3 3-pointers from off the bench. Also managed a team-high 5 assists and 4 rebounds against Washington (7/16)... Scored 14 points and had 3 rebounds. Also has 3 steals and 2 assists against Phoenix (7/9)... Finished with 8 points, 4 rebounds, and 3 assists in a win at Seattle (7/6)... Scored all 11 points in the 4th quarter, 9 of which came from 3 consecutive 3-pointers. Also matched her season-high with 7 rebounds against Atlanta (7/2)... Finished with 13 points, including 3 3-pointers. Also pulled down 3 rebounds and dished out an assist against Connecticut (6/23)... Drained 5 3-pointers to finish with 19 points, and converted a pair of free-throws that gave Liberty the lead in OT at Dallas, also had 5 rebounds (6/16)... Scored 12 points with a pair of 3-pointers, all of which came from the second half, and also had 4 rebounds and 2 assists against Connecticut (6/14)... Tied her season-high in scoring with 21 points, going 9-of-10 from the free throw line, recorded a career-high 3 blocks, and a season-high 5 assists against Seattle (6/11)... In win over Atlanta Dream finished with 16 points, including 3 3-pointers and also had 5 rebounds (6/7)... Shot 3-of-5 from 3-point range to finish with 13 points and 3 assists against the Sparks (5/30)... Scored season-high 21 points, going 6-of-11 from deep, and also tied her career-high of 2 blocks against Seattle (5/26)... In win over Mercury, had 8 points and 2 blocks, 1 of which sealed the Liberty's win with 2 seconds to play (5/23)... Scored 19 of her game-high 20 points in the first half, hitting 4 3-pointers, and pulled down 7 rebounds against the Lynx (5/18)... Scored 7 points and pulled down 5 rebounds against the San Antonio Stars in season opener (5/13).

PERSONAL: Full name is Ta'Shauna Rodgers, but goes exclusively by "Sugar"... Born in Suffolk, Virginia... A McDonald's All-American who participated in the three-point competition placing second at the annual game... Three-time Tidewater Conference Player of the Year... Earned team MVP honors all four seasons at King's Fork High School... Virginia First Team All-State honoree... Won Southeastern District Regular Season and Tournament MVP awards her senior year... Four-time all-district selection... Nike Nationals MVP and 2007 AAU U-16 MVP playing for coach Boo Williams... Ranked 26th overall on HoopGurlz.com's top 100 ranking and fifth out of the shooting guards... Was the ninth-ranked player in the nation by slamonline.com and 20th by Mike Flynn's Blue Star Report... Scored 49 points in a game her senior season... Holds school records in career points, rebounds, assists and blocks.



CENTER

#41 KIAH STOKES

4TH SEASON | CONNECTICUT '15 | CEDAR RAPIDS, IOWA | 6-3 | BORN MARCH 30, 1993

YEAR-BY-YEAR AVERAGES																
SEASON	TEAM	G	GS	MPG	FG%	3P%	FT%	OREB	DREB	RPG	APG	SPG	BPG	TO	PF	PPG
2015	NYL	34	6	25.4	.547	.000	.688	1.8	4.7	6.4	0.8	0.7	1.9	1.0	2.2	5.8
2016	NYL	27	0	24.1	.641	.000	.627	2.3	5.1	7.4	0.7	0.6	1.4	1.1	2.9	6.9
2017	NYL	34	12	19.6	.53.1	0.0	.79.6	2.3	4.0	6.3	0.9	0.3	1.1	1.1	2.8	4.8
Career		95	18	22.9	57.1	0.0	70.2	2.1	4.6	6.7	0.8	0.6	1.5	1.1	2.6	5.8

YEAR-BY-YEAR TOTALS																
SEASON	TEAM	G	GS	MIN	FGM-A	3PM-A	FTM-A	OREB	DREB	REB	AST	STL	BLK	TO	PF	PTS
2015	NYL	34	6	862	82 - 150	0 - 2	33 - 48	60	159	219	26	24	67	37	76	197
2016	NYL	27	0	650	75 - 117	0 - 0	37 - 59	63	138	201	20	18	38	30	77	187
2017	NYL	34	12	666	60 - 113	0 - 1	43 - 54	77	137	214	30	12	39	40	94	163
Career		95	18	2178	217 - 380	0 - 3	113 - 161	200	434	634	76	54	144	107	247	547

PLAYOFF YEAR-BY-YEAR AVERAGES																
SEASON	TEAM	G	GS	MPG	FG%	3P%	FT%	OREB	DREB	RPG	APG	SPG	BPG	TO	PF	PTS
2015	NYL	6	0	26.2	.472	.000	.857	3.0	5.2	8.2	0.0	0.8	1.3	1.1	1.5	6.7
2016	NYL	1	0	10.2	.333	.000	.500	0.0	2.0	2.0	0.0	1.0	0.0	1.0	2.0	3.0
2017	NYL	1	0	16.3	.33.3	0.0	0.0	0.0	3.0	3.0	0.0	0.0	1.0	0.0	2.0	2.0
Career		8	0	23.0	45.2	0.0	77.8	2.3	4.5	6.8	0.0	0.8	1.1	1.0	1.6	5.6

PLAYOFF YEAR-BY-YEAR TOTALS																
SEASON	TEAM	G	GS	MPG	FG%	3P%	FT%	OREB	DREB	RPG	APG	SPG	BPG	TO	PF	PTS
2015	NYL	6	0	157	17 - 36	0 - 0	6 - 7	18	31	49	0	5	8	7	9	40
2016	NYL	1	0	10	1 - 3	0 - 0	1 - 2	0	2	2	0	1	0	1	2	3
2017	NYL	1	0	16	1 - 3	0 - 0	0 - 0	0	3	3	0	0	1	0	2	2
Career		8	0	184	19 - 42	0 - 0	7 - 9	18	36	54	0	6	9	8	13	45



CENTER

#41 KIAH STOKES

4TH SEASON | CONNECTICUT '15 | CEDAR RAPIDS, IOWA | 6-3 | BORN MARCH 30, 1993

	PTS	FGM	FGA	3FGM	3FGA	FTM	FTA	OREB	DREB	REB	AST	STL	TO	BLK	MIN
SEASON	6	3	6					4	9	12	2	2 (2x)	3 (2x)	3	25
	vs. ATL 6/19/18	vs. ATL 6/19/18	vs. CHI 6/29/18	--	--	--	--	vs. CHI 6/29/18	@ IND 6/2/18	@ IND 6/2/18	vs. PHO 6/26/18	last vs. PHO 6/26/18	last vs. PHO 6/26/18	vs. LV 6/13/18	@ IND 6/2/18
CAREER	23	6 (5x)	10		1 (3x)	11	12	7 (2x)	14	17	4 (2x)	4	5 (2x)	8	38
	vs. PHO 6/4/17	last vs. PHO 6/4/17	vs. PHO 6/4/17	--	last @ SEA 5/26/17	vs. PHO 6/4/17	vs. PHO 6/4/17	last @ PHO 7/9/17	vs. ATL 6/7/17	vs. ATL 6/7/17	last vs. SAS 9/1/17	vs. ATL 9/1/15	last @ IND 8/23/17	vs. CON 7/16/15	vs. ATL 6/22/16
PLAYOFFS	21	9	11			3 (2x)	4	5	8 (2x)	13		1 (6x)	2 (3x)	3	30
	vs. IND 9/23/15	vs. IND 9/23/15	vs. IND 9/23/15	--	--	last vs. IND 9/23/15	vs. WAS 9/18/15	vs. WAS 9/22/15	last @ IND 9/27/15	vs. WAS 9/22/15	--	last vs. PHO 9/24/16	last vs. WAS 9/10/17	vs. IND 9/23/15	vs. WAS 9/22/15

2018 GAME-BY-GAME STATISTICS

PRESEASON

Opponent	Date	MIN	FGM	FGA	FG%	3PM	3PA	3P%	FTM	FTA	FT%	OR	DR	REB	AST	STL	BLK	TO	PF	PTS	+/-
vs. Dallas	5/7		NWT - Left foot																		
vs. Los Angeles	5/8		NWT - Left foot																		

REGULAR SEASON

at Chicago	5/20	DND - Left foot																			
vs. Minnesota	5/25	16:37	2	3	0.667	0	0	0.000	0	0	0.000	2	0	2	0	0	1	0	1	4	7
vs. Dallas	5/29	16:04	1	1	1.000	0	0	0.000	0	0	0.000	2	4	6	0	0	0	0	3	2	-15
@ Indiana	6/2	25:46	1	2	0.500	0	0	0.000	0	0	0.000	3	9	12	0	0	0	2	5	2	-2
vs. Phoenix	6/5	DNP - Left foot																			
vs. Connecticut	6/7	DND - Left foot																			
vs. Indiana	6/10	DND - Left foot																			
vs. Las Vegas	6/13	11:28	0	2	0.000	0	0	0.000	0	0	0.000	0	1	1	0	0	3	0	3	0	-9
@ Minnesota	6/16	10:57	1	3	0.333	0	0	0.000	0	0	0.000	1	0	1	0	1	1	3	2	2	-16
vs. Atlanta	6/19	10:28	3	4	0.750	0	0	0.000	0	0	0.000	0	2	2	0	2	0	1	1	6	6
@ Las Vegas	6/22	11:58	0	1	0.000	0	0	0.000	0	0	0.000	2	4	6	0	1	0	0	2	0	1
@ Los Angeles	6/24	5:36	0	0	0.000	0	0	0.000	0	0	0.000	0	3	3	0	0	0	0	1	0	-3
vs. Phoenix	6/26	15:21	1	3	0.333	0	0	0.000	0	0	0.000	1	3	4	2	2	0	3	4	2	-3
@ Washington	6/28	6:14	0	0	0.000	0	0	0.000	0	0	0.000	1	1	2	0	0	0	0	1	0	-8
vs. Chicago	6/29	12:58	2	6	0.333	0	0	0.000	0	0	0.000	4	1	5	0	0	0	1	3	4	-2
@ Chicago	7/1	13:44	2	2	1.000	0	0	0.000	0	0	0.000	0	2	2	0	1	0	1	4	4	-5
vs. Seattle	7/3	7:44	0	1	0.000	0	0	0.000	0	0	0.000	3	3	6	0	0	0	0	0	0	-2



CENTER

#41 KIAH STOKES

4TH SEASON | CONNECTICUT '15 | CEDAR RAPIDS, IOWA | 6-3 | BORN MARCH 30, 1993

CAREER TRANSACTIONS: Selected by the New York Liberty in the First Round of the 2015 WNBA Draft, 11th overall selection.

CAREER HIGHLIGHTS:

- Named to the 2015 WNBA All-Rookie Team
- Named to the 2015 WNBA All-Defensive Second Team
- WNBA Rookie of the Month for August 2015
- Career-high and Liberty single-game record eight blocks against Connecticut on July 16
- Ranks 3rd in New York Liberty history with 144-career blocked shots
- Ranks 10th in New York Liberty history with 634-career rebounds
- Finished the 2016 season ranked 6th in the WNBA in blocks (1.4 bpg) and 7th in rebounds (7.4 rpg)

2017: Appeared in 34 games making 12 starts at center. . . Averaged 4.8 ppg, 6.3 rpg, and 1.2 bpg. . . Led the Liberty in blocked shots and ranked 2nd on the team in rebounding. . . Finished the season ranked 11th in the WNBA in blocks and 17th in rebounding. . . Collected 3 rebounds and 2 points against Washington in the WNBA Playoffs (9/10). . . Knocked down 2 points and grabbed 7 rebounds. Also managed 2 assists, 2 blocks, and 1 steal at Dallas (9/3). . . Went 3-4 from the floor to finish with 6 points in a win over San Antonio. Set a new season-high, and matched her career-high with 4 assists. Also matched season-high with 3 blocks (9/1). . . Finished with her 4th double-double of the season scoring 10 points and pulling down 10 rebounds. Achieved a new season-high with 2 steals in win over Chicago (8/27). . . Came off the bench to score 12 points, her 4th game in double figures of the season, going 5-6 from the field. Pulled down 4 rebounds against Indiana (8/8). . . Managed 10 points and 16 rebounds, 1 short of her career-high, to post her 3rd double-double of the season in win at Chicago. Also had 3 blocks and 1 steal to tie both of her season-highs (7/30). . . Scored 6 points, going 4-4 from the free-throw line. Pulled down double-digit rebounds with 10. Also had 2 blocks in win over Indiana (7/28). . . In her 23 minutes of play posted a 17 +/- rating. Scored 4 points, collected 6 rebounds, and blocked two shots (7/19). . . Posted double-digit rebounds with 10. Also scored 5 points and had 3 blocks against Washington (7/16). . . Collected double digit rebounds for the first time since she recorded her career-high. Finished with 12 rebounds and 2 points in Phoenix (7/9). . . Scored 4 points and grabbed 3 rebounds at Seattle (7/6). . . In win over Seattle Storm scored 8 points and had 6 rebounds, also matched a season-high with 3 blocks (6/11). . . Had a career-high 17 rebounds with 9 coming from the first quarter, and also finished with 7 points, 2 blocks, and 3 assists in a win over Atlanta (6/7). . . Smashed her previous career-high, finishing with 23 points in a win over the Mercury; shot 11-of-12 from the free-throw line, also had 14 rebounds, 1 shy of her career-high, and 2 blocks (6/4). . . Finished with a new career-high of 15 rebounds, with 7 on the offensive glass, and also tied career high of 13 points shooting 6-of-8 from the field in win against Dallas (6/2). . . Had 2 rebounds, 1 assist, and a blocked shot against the Sparks (5/30). . . Pulled down season-high 8 rebounds, swatted away 3 shots, and scored 2 points against Seattle (5/26). . . Grabbed 7 rebounds, 3 points, and 2 assists in first road game against Phoenix (5/23). . . Posted 6 points and 3 rebounds in game versus Minnesota (5/18). . . In season opening win over the Stars collected 4 rebounds, 2 assists, and 2 points (5/13).

PERSONAL: Born on March 30, 1993 . . . Mother Julie Saddler and father Greg Stokes . . . Father was an All-American basketball player at the University of Iowa, played for the Philadelphia 76ers and won gold with the 1983 USA Pan American Games Team. Psychology major . . . Averaged 25.0 points, 14.8 rebounds and 5.1 blocks per game in her final year at Linn-Mar High School . . . Named to the 2010 United State Women's Youth Olympic Games Team.



CENTER

#7 KIA VAUGHN

10TH SEASON | RUTGERS '09 | BRONX, N.Y. | 6-4 | BORN JANUARY 24, 1987

YEAR-BY-YEAR AVERAGES

SEASON	TEAM	G	GS	MPG	FG%	3P%	FT%	OREB	DREB	RPG	APG	SPG	BPG	TO	PF	PPG
2009	NYL	34	1	11.6	.493	.000	.500	1.0	1.6	2.6	0.2	0.1	0.0	0.9	1.7	4.8
2010	NYL	30	0	8.1	.348	1.00	.650	0.5	0.9	1.4	0.3	0.2	0.2	0.6	1.5	2.1
2011	NYL	34	34	28.1	.497	.000	.786	2.8	3.9	6.7	1.1	1.1	0.7	1.7	2.9	10.1
2012	NYL	31	17	22.9	.430	.000	.656	1.5	3.4	5.0	0.9	0.5	0.8	1.0	2.5	6.4
2013	WAS	34	15	20.0	.425	.000	.761	1.5	3.7	5.2	0.6	0.7	1.0	1.5	2.3	6.9
2014	WAS	33	33	24.1	.458	.000	.634	1.8	4.5	6.3	1.2	0.9	0.4	1.4	2.3	9.0
2015	WAS	20	1	17.8	.451	.000	.667	1.1	3.1	4.2	1.0	0.3	0.3	1.2	2.1	5.7
2016	WAS	34	4	19.8	.503	.000	.750	1.2	3.1	4.3	0.6	0.5	0.5	0.9	1.4	6.3
2017	NYL	28	22	19.6	.536	.000	.583	1.9	3.0	4.9	0.7	0.4	0.3	0.8	2.0	5.8
Career		278	127	19.3	.466	.167	.678	1.5	3.0	4.5	0.7	0.6	0.5	1.2	2.1	6.4

YEAR-BY-YEAR TOTALS

SEASON	TEAM	G	GS	MIN	FGM-A	3PM-A	FTM-A	OREB	DREB	REB	AST	STL	BLK	TO	PF	PTS
2009	NYL	34	1	396	73 - 148	0 - 2	17 - 34	35	53	88	8	6	3	32	57	163
2010	NYL	30	0	243	24 - 69	1 - 1	13 - 20	15	27	42	10	6	6	18	44	62
2011	NYL	34	34	955	149 - 300	0 - 0	44 - 56	96	131	227	39	40	25	61	97	342
2012	NYL	31	17	710	89 - 207	0 - 0	21 - 32	48	106	154	27	16	25	31	76	199
2013	WAS	34	15	680	99 - 233	0 - 1	35 - 46	50	126	176	22	24	37	52	78	233
2014	WAS	33	33	795	135 - 295	0 - 2	26 - 41	60	147	207	39	31	15	47	75	296
2015	WAS	20	1	355	46 - 102	0 - 0	22 - 33	22	62	84	20	7	7	25	41	114
2016	WAS	34	4	672	97 - 193	0 - 0	21 - 28	41	106	147	21	20	18	32	49	215
2017	NYL	28	22	549	74 - 138	0 - 0	14 - 24	54	83	137	20	12	11	23	55	162
Career		278	127	5356	786 - 1685	1 - 6	213 - 314	421	841	1262	206	162	147	321	572	1786

PLAYOFF YEAR-BY-YEAR AVERAGES

SEASON	TEAM	G	GS	MPG	FG%	3P%	FT%	OREB	DREB	RPG	APG	SPG	BPG	TO	PF	PTS
2010	NYL	5	0	15.6	.625	.000	.462	1.0	2.0	3.0	0.6	0.0	0.6	1.0	1.8	5.2
2011	NYL	3	3	26.0	.571	.000	.900	2.0	4.3	6.3	1.3	1.0	0.3	1.0	1.7	8.3
2012	NYL	2	0	22.5	.417	.000	1.00	3.0	5.5	8.5	1.0	0.0	0.5	1.5	2.5	5.5
2013	WAS	3	3	24.9	.462	.000	.000	0.7	4.3	5.0	0.7	0.6	0.6	1.3	3.0	8.0
2014	WAS	2	2	23.0	.300	.000	.500	1.5	3.5	5.0	0.5	0.5	0.0	2.0	3.5	3.5
2015	WAS	3	0	16.6	.538	.000	.833	1.3	3.0	4.3	0.3	0.0	0.0	0.6	1.3	6.3
2017	NYL	1	1	14.8	0.0	0.0	0.0	1.0	4.0	5.0	0.0	0.0	0.0	2.0	0.0	0.0
Career		10	3	20.1	54.8	0.0	66.7	1.7	3.4	5.1	0.9	0.3	0.5	1.1	1.9	6.2

PLAYOFF YEAR-BY-YEAR TOTALS

SEASON	TEAM	G	GS	MIN	FGM-A	3PM-A	FTM-A	OREB	DREB	REB	AST	STL	BLK	TO	PF	PTS
2010	NYL	5	0	78	10 - 16	0 - 0	6 - 13	5	10	15	3	0	3	5	9	26
2011	NYL	3	3	78	8 - 14	0 - 0	9 - 10	6	13	19	4	3	1	3	5	25
2012	NYL	2	0	45	5 - 12	0 - 0	1 - 1	6	11	17	2	0	1	3	5	11
2013	WAS	3	3	75	12 - 26	0 - 0	0 - 0	2	13	15	2	2	2	4	9	24
2014	WAS	2	2	46	3 - 10	0 - 0	1 - 2	3	7	10	1	1	0	4	7	7
2015	WAS	3	0	50	7 - 13	0 - 1	5 - 6	4	9	13	1	0	0	2	4	19
2017	NYL	1	1	15	0 - 2	0 - 0	0 - 0	1	4	5	0	0	0	2	0	0
Career		19	9	386	45 - 93	0 - 1	22 - 32	27	67	94	13	6	7	23	39	112



CENTER

#7 KIA VAUGHN

10TH SEASON | RUTGERS '09 | BRONX, N.Y. | 6-4 | BORN JANUARY 24, 1987

	PTS	FGM	FGA	3FGM	3FGA	FTM	FTA	OREB	DREB	REB	AST	STL	TO	BLK	MIN
SEASON	16	6	9	--	--	4 (2x)	7	5	6	11	3	3	4	1 (4x)	31
	@ WAS	@ WAS	vs. ATL	--	--	last @ CHI	last @ CHI	@ CHI	@ CHI	@ CHI	vs. CON	vs. ATL	vs. IND	last vs. CHI	@ WAS
	6/28/18	6/28/18	6/19/18			7/1/18	7/1/18	7/1/18	7/1/18	7/1/18	6/7/18	6/19/18	6/10/18	6/29/18	6/28/18
CAREER	24	12	16	1	1 (6x)	6	7 (2x)	9	11	13	6	4 (2x)	6	4	38
	@ TUL	@ TUL	@ IND	@ CHI	last @ MIN	vs. CT	last @ CHI	vs. ATL	vs. NY	@ MIN	@ NY	last vs. IND	@ CT	vs. DAL	@ SEA
	6/23/11	6/23/11	8/8/14	6/8/10	6/20/14	9/13/13	7/1/18	6/24/12	9/15/13	6/20/14	7/29/14	6/6/14	6/14/16	5/18/16	6/22/14
PLAYOFFS	13	6	12	--	1	6	6 (2x)	4	7 (3x)	9 (2x)	3	3	3 (3x)	2 (2x)	27 (3x)
	vs. IND	@ ATL	@ ATL	--	@ NY	vs. IND	last vs. IND	@ CT	last @ NY	last @ NY	vs. IND	vs. IND	last vs. IND	last @ ATL	last @ IND
	9/1/10	9/19/13	9/19/13		9/18/15	9/17/11	9/17/11	9/27/12	9/22/15	9/22/15	9/17/11	9/17/11	8/23/14	9/19/13	8/21/14

2018 GAME-BY-GAME STATISTICS

PRESEASON																					
Opponent	Date	MIN	FGM	FGA	FG%	3PM	3PA	3P%	FTM	FTA	FT%	OR	DR	REB	AST	STL	BLK	TO	PF	PTS	+/-
vs. Dallas	5/7	NWT - Turkey																			
vs. Los Angeles	5/8	NWT - Turkey																			
REGULAR SEASON																					
at Chicago	5/20	NWT - Turkey																			
vs. Minnesota	5/20	NWT - Turkey																			
vs. Dallas	5/29	13:56	1	3	0.333	0	0	0.000	0	0	0.000	1	1	2	0	2	0	1	2	2	6
@ Indiana	6/2	9:05	0	0	0.000	0	0	0.000	0	0	0.000	0	1	1	0	0	0	1	0	0	5
vs. Phoenix	6/5	19:54	1	5	0.200	0	0	0.000	0	0	0.000	1	4	5	0	1	0	0	3	2	-8
vs. Connecticut	6/7	17:54	3	5	0.600	0	0	0.000	2	3	0.667	1	3	4	3	1	0	2	2	8	3
vs. Indiana	6/10	23:44	2	4	0.500	0	0	0.000	0	0	0.000	1	0	1	2	2	1	4	3	4	-1
vs. Las Vegas	6/13	25:13	3	6	0.500	0	0	0.000	1	2	0.500	0	4	4	1	0	0	0	1	7	-2
@ Minnesota	6/16	12:40	2	3	0.667	0	0	0.000	0	0	0.000	0	2	2	0	2	0	3	4	4	2
vs. Atlanta	6/19	28:03	2	9	0.222	0	0	0.000	0	0	0.000	4	5	9	0	3	0	2	3	4	6
@ Las Vegas	6/22	20:35	4	7	0.571	0	0	0.000	0	0	0.000	3	3	6	0	0	1	1	4	8	-3
@ Los Angeles	6/24	14:08	1	2	0.500	0	0	0.000	0	0	0.000	0	5	5	1	0	0	1	0	2	-8
vs. Phoenix	6/26	10:22	1	1	1.000	0	0	0.000	0	0	0.000	1	1	2	0	0	0	1	2	2	-14
@ Washington	6/28	31:02	6	8	0.750	0	0	0.000	4	4	1.000	2	4	6	2	0	1	1	2	16	2
vs. Chicago	6/29	17:45	4	6	0.667	0	0	0.000	1	2	0.500	1	3	4	0	1	1	1	1	9	6
@ Chicago	7/1	27:11	4	5	0.800	0	0	0.000	4	7	0.571	5	6	11	2	0	0	1	2	12	1
vs. Seattle	7/3	21:16	5	7	0.714	0	0	0.000	0	0	0.000	0	2	2	1	1	0	2	1	10	-18



CENTER

#7 KIA VAUGHN

10TH SEASON | RUTGERS '09 | BRONX, N.Y. | 6-4 | BORN JANUARY 24, 1987

CAREER TRANSACTIONS: Selected in the first round (8th overall) by the New York Liberty in the 2009 WNBA Draft... Acquired by the Washington Mystics in addition to a 2013 2nd Round Pick (No. 17 overall) in exchange for a 2013 1st Round Pick (7th overall)... Traded to the New York Liberty on January 30, 2017 along with guard Bria Hartley in exchange for center Carolyn Swords... Re-signed with the Liberty as an unrestricted free agent on Feb. 9, 2018.

CAREER HIGHLIGHTS:

- Drafted 8th Overall by the New York Liberty in 2009
- Career averages of 6.4 points and 4.5 rebounds per game
- Career highs of 10.1 ppg and 6.7 rpg with New York in 2011; led the Liberty in rebounding that season.
- Has appeared in the WNBA Playoffs in 7 of her 9 WNBA seasons, advancing to the Eastern Conference Finals with New York in 2010

2017: Appeared in 28 games, making 22 starts at center... Averaged 5.8 points and 4.9 rebounds per game... Ranked 3rd on the Liberty in rebounding... Grabbed 5 rebounds against Washington in the WNBA Playoffs (9/10)... Scored 11 points and collected 6 rebounds against Dallas (9/3)... Went 5-6 from the floor to collect 10 points. Grabbed 6 rebounds in win over San Antonio (9/1)... Managed a team-high 9 rebounds, recorded a steal and block in home win over Washington (8/25)... Finished with 4 points and 3 rebounds, all of which came on offensive end. Also had 2 assists and 2 steals in road win over Indiana (8/23)... Posted 6 points and 7 rebounds for the 2nd-consecutive game in a home win over Los Angeles (8/13)... Scored 6 points and was 2nd on the team with 7 rebounds in a road win over the Dream (8/11)... Shot 4-6 from the field to finish with 8 points at San Antonio. Grabbed 3 rebounds and matched her season-high with 2 assists (8/1)... Connected on 3 shots for 6 points and pulled down 6 rebounds against Indiana (7/28)... Scored 6 points and pulled down 7 rebounds against Washington (7/16)... Connected on 4-of-8 field goals to finish with 8 points. Pulled down 4 rebounds and dished out 2 assists against Chicago (7/14)... Scored 7 points and had 4 rebounds against Phoenix (7/9)... Finished with a season-high 13 points and 11 rebounds to post her first double-double since July 29, 2014, and first double-digit rebounding effort since Aug. 5, 2015 in a win at Seattle (7/6)... Scored a season-high 10 points and had 8 rebounds against Atlanta. Also tied season-high for assists and steals with 2 and 1 respectively (7/2)... Finished with a season-high 9 rebounds and 2 blocks. Also scored 6 points against Washington (6/29)... Saw her first action since May 30th. Finished with 4 points, 4 rebounds, and a season-high 2 assists against Connecticut (6/23)... Missed 6 games in June while competing for the Czech Republic National Team in the 2017 EuroBasket Women Tournament in the Czech Republic... Posted a season-high 9 points and 5 rebounds in a win against the Mercury (5/23)... Scored 7 points and grabbed 5 rebounds against Minnesota (5/18)... Scored 4 of her 7 points in the first quarter against the Stars, also grabbed 3 rebounds (5/13).

PERSONAL: Born and raised in the Bronx... Eldest daughter of Aja Ellington, has seven younger brothers... Has a dog named Prince... Walked past Madison Square Garden everyday on her way to high school at St. Michael's Academy in mid-town Manhattan... Pre-game ritual is to listen to her favorite singer, Beyonce on her iPod... Wears No. 15 because one of her younger brothers was born on December 15... Journalism major at Rutgers... Credits her exceptional foot skills to double-dutch jump roping... The most surprising fact about her is her fear of clowns... Began playing basketball in middle school by the influence of her mother... Was named the 2005 New



CENTER

#17 AMANDA ZAHUI B.

4TH SEASON | MINNESOTA | STOCKHOLM, SWEDEN. | 6-5 | BORN SEPT. 8, 1993

YEAR-BY-YEAR AVERAGES

SEASON	TEAM	G	GS	MPG	FG%	3P%	FT%	OREB	DREB	RPG	APG	SPG	BPG	TO	PF	PPG
2015	TUL	31	0	9.7	.361	.333	.750	0.8	1.6	2.4	0.3	0.2	0.6	0.6	1.9	3.4
2016	NYL	33	1	11.3	.449	.188	.787	1.3	1.9	3.2	0.4	0.3	0.6	1.1	2.1	5.0
2017	NYL	29	0	5.3	.400	.250	.750	0.3	0.8	1.1	0.3	0.1	0.2	0.5	1.2	2.2
Career		93	1	8.9	.407	.283	.774	0.8	1.4	2.3	0.3	0.3	0.5	0.8	1.7	3.6

YEAR-BY-YEAR TOTALS

SEASON	TEAM	G	GS	MIN	FGM-A	3PM-A	FTM-A	OREB	DREB	REB	AST	STL	BLK	TO	PF	PTS
2015	TUL	31	0	300	39-108	12-36	15-20	26	49	75	10	7	19	20	58	105
2016	NYL	33	1	374	57-127	3-16	48-61	42	62	104	12	11	22	37	69	165
2017	NYL	29	0	155	26-65	2-8	9-12	9	22	31	10	5	6	15	35	63
Career		93	1	829	122-300	17-60	72-93	77	133	210	32	23	47	72	162	333

PLAYOFF YEAR-BY-YEAR AVERAGES

SEASON	TEAM	G	GS	MPG	FG%	3P%	FT%	OREB	DREB	RPG	APG	SPG	BPG	TO	PF	PTS
2015	TUL	2	0	5.9	.000	.000	.000	.000	1.5	1.5	0.0	0.0	0.5	0.0	0.0	0.0
2016	NYL	1	0	6.4	1.000	.000	.000	1.0	1.0	2.0	0.0	0.0	0.0	0.0	1.0	2.0
2017	NYL	1	0	1.2	0.0	0.0	0.0	0.0	1.0	1.0	0.0	0.0	0.0	0.0	0.0	0.0
Career		4	0	4.8	25.0	0.0	0.0	0.3	1.3	1.5	0.0	0.0	0.3	0.0	0.3	0.5

PLAYOFF YEAR-BY-YEAR TOTALS

SEASON	TEAM	G	GS	MPG	FG%	3P%	FT%	OREB	DREB	RPG	APG	SPG	BPG	TO	PF	PTS
2015	TUL	2	0	12	0-3	0-3	0-0	0	3	3	0	0	1	0	0	0
2016	NYL	1	0	6	1-1	0-0	0-0	1	1	2	0	0	0	0	1	2
2017	NYL	1	0	1	0-0	0-0	0-0	0	1	1	0	0	0	0	0	0
Career		4	0	19	1-4	0-3	0-0	1	5	6	0	0	1	0	1	2


CAREER TRANSACTIONS: Selected second in the first round (second overall) by the Tulsa Shock in the 2015 WNBA Draft... Acquired from Dallas along with a 2017 second round pick in exchange for New York's first round draft pick in 2017.

CAREER HIGHLIGHTS:

- Drafted second overall by the Tulsa Shock in the 2015 WNBA Draft.
- Scored a career-high 17 points against Minnesota on June 29, 2016.
- Made her first-career start at Minnesota on June 29, 2016, and nearly recorded a double-double with 15 points and 9 rebounds
- Shot .333 percent from 3-point range during rookie season.
- Career-best five blocked shots against San Antonio on June 14, 2015.

2017: Appeared in 29 games for the Liberty... Averaged 2.2 ppg and 1.1 rpg... Came off the bench to score a season-high 8 points. Also managed a season-high 6 rebounds in win over Chicago (8/27)... Knocked down a bucket for 2 points and 1 rebound in win against Indiana (8/23)... Matched her season-high with 7 points. Set a new season-high with 4 rebounds at Los Angeles (8/4)... Finished with 5 points, 1 rebound, and 1 assist at San Antonio (8/1)... Scored 2 points and pulled down 2 rebounds against Washington (7/16)... Posted her first 3-pointer of the season against Chicago (7/14)... Finished with 2 points and 1 rebound against Washington (6/29)... Recorded a season-high 7 points off the bench; also had 2 blocks and 2 rebounds against Dallas (6/16)... Scored a season-high 6 points and had 1 block against Connecticut (6/14)... Against Seattle had 1 assist, 1 rebound, and 1 steal (6/11)... Tied her season-high in scoring with 4 points in win over Atlanta Dream and also recorded her 1st block of the season (6/7)... Played for 8 minutes and pulled down a season-high 2 rebounds against Phoenix (6/4)... Scored 2 points and had 1 rebound against Dallas (6/2)... Played for 2 minutes in game versus LA (5/30)... In first road game, had 1 rebound and 1 assist against Phoenix (5/23)... Scored 4 points in the second half of the game against the Stars, also had 2 rebounds (5/13).

PERSONAL: Born on Sept. 8, 1993, in Stockholm, Sweden... Daughter of Annsö and Alex Zahui Bazoukou... Has a younger brother named Aaron... Annsö lived in Spain and France before moving to Stockholm, and Alex lived in his native country, the Ivory Coast, before moving to Sweden to pursue a career... Amanda began playing basketball after first experimenting with tennis, field hockey, soccer and circus classes as a child... Moved into her own apartment at 15 years old to attend a school where her basketball development would be most benefited... 2012 graduate of Igelstavikens Gymnasium... Named Rookie of the Year (2010) and Center of the Year (2011, 2012) while playing in Sweden... Has played on Sweden's national team since she was 13 years old... Considered playing for the University of Washington and the University of Louisville but chose Minnesota because, "It just felt like home."... Plays video games, car games in particular, as a hobby... Would attend Martin Luther King Jr.'s "I Have a Dream" speech if she could go back in time.



CENTER

#17 AMANDA ZAHUI B.

4TH SEASON | MINNESOTA | STOCKHOLM, SWEDEN. | 6-5 | BORN SEPT. 8, 1993

	PTS	FGM	FGA	3FGM	3FGA	FTM	FTA	OREB	DREB	REB	AST	STL	TO	BLK	MIN
SEASON	21	9	15	2 (2x)	5	2 (3x)	4	5	4 (2x)	8	1 (7x)	2 (2x)	5	1 (3x)	23
	@ LA	@ LA	@ LA	@ LA	@ LA	last vs. PHO	VS. PHO	vs. PHO	last vs. MIN	vs. PHO	last vs. CHI	last vs. IND	vs. PHO	last vs. SEA	@ LA
	6/24/18	6/24/18	6/24/18	6/24/18	6/24/18	6/5/18	6/26/18	6/5/18	5/25/18	6/5/18	6/29/18	6/10/18	6/5/18	7/3/18	6/24/18
CAREER	21	6 (4x)	12 (2x)	3	5	6	8	6	7	9 (3x)	4	2 (4x)	5	5	34
	@ LA	last @ CHI	last @ WAS	vs. PHO	@ LA	vs. DAL	vs. ATL	vs. SEA	@ MIN	last @ WAS	vs. PHO	last @ MIN	vs. PHO	@ SA	@ MIN
	6/24/18	5/20/18	7/20/16	9/13/15	6/24/18	5/15/16	7/13/16	9/7/16	6/29/16	7/20/16	9/13/15	6/29/16	6/5/18	6/14/15	6/29/16
PLAYOFFS	2	1	3		3			1	2	2 (2x)				1	7
	vs. PHO	vs. PHO	vs. PHO	--	vs. PHO	--	--	vs. PHO	@ PHO	last vs. PHO	--	--	--	@ PHO	@ PHO
	9/24/16	9/24/16	9/19/15		9/19/15			9/24/16	9/17/15	9/24/16				9/17/15	9/17/15

2018 GAME-BY-GAME STATISTICS

PRESEASON

Opponent	Date	MIN	FGM	FGA	FG%	3PM	3PA	3P%	FTM	FTA	FT%	OR	DR	REB	AST	STL	BLK	TO	PF	PTS	+/-
vs. Dallas	5/7		NWT																		
vs. Los Angeles	5/8		NWT																		

REGULAR SEASON

at Chicago	5/20	22:04	6	10	0.600	1	1	1.000	2	3	0.667	3	4	7	1	2	1	2	0	15	8
vs. Minnesota	5/25	14:16	1	5	0.200	0	3	0.000	2	2	1.000	1	4	5	1	0	0	1	3	4	-6
vs. Dallas	5/29	2:37	1	2	0.500	0	1	0.000	0	0	0.000	0	0	0	0	0	0	0	1	2	-5
@ Indiana	6/2	8:21	0	1	0.000	0	0	0.000	0	0	0.000	0	2	2	1	0	1	2	1	0	7
vs. Phoenix	6/5	15:54	3	6	0.500	1	3	0.333	2	2	1.000	5	3	8	1	0	0	5	4	9	7
vs. Connecticut	6/7	11:21	3	8	0.375	0	2	0.000	1	1	1.000	0	0	0	0	0	0	1	2	7	-13
vs. Indiana	6/10	18:34	1	2	0.500	1	2	0.500	0	0	0.000	0	3	3	1	2	0	2	2	3	0
vs. Las Vegas	6/13	11:09	2	5	0.400	0	2	0.000	0	0	0.000	2	0	2	0	0	0	1	4	4	-4
@ Minnesota	6/16	14:16	2	4	0.500	1	3	0.333	0	0	0.000	0	0	0	1	0	0	2	4	5	-14
vs. Atlanta	6/19	2:24	0	1	0.000	0	1	0.000	0	0	0.000	0	0	0	0	0	0	0	2	0	-3
@ Las Vegas	6/22	15:32	6	7	0.857	2	2	1.000	0	0	0.000	2	1	3	0	0	0	1	3	14	-11
@ Los Angeles	6/24	23:15	9	15	0.600	2	5	0.400	1	1	1.000	1	1	2	0	1	0	4	2	21	-8
vs. Phoenix	6/26	22:15	4	8	0.500	1	2	0.500	1	4	0.250	0	1	1	0	0	0	1	3	10	-4
@ Washington	6/18	11:05	1	3	0.333	0	1	0.000	0	0	0.000	1	0	1	0	0	0	0	3	2	-4
vs. Chicago	6/29	20:27	4	8	0.500	1	3	0.333	1	2	0.500	1	2	3	1	1	0	2	3	10	1
@ Chicago	7/1	10:09	1	4	0.250	0	1	0.000	0	0	0.000	0	0	0	0	1	0	0	4	2	2
vs. Seattle	7/3	18:44	6	11	0.545	0	2	0.000	1	2	0.500	2	2	4	0	0	1	1	0	13	3



GUARD

#1 SHAVONTE ZELLOUS

10TH SEASON | PITTSBURGH '09 | ORLANDO, FLA. | 5-10 | BORN AUG. 28, 1986

YEAR-BY-YEAR AVERAGES

SEASON	TEAM	G	GS	MPG	FG%	3P%	FT%	OREB	DREB	RPG	APG	SPG	BPG	TO	PF	PPG
2009	DET	34	4	23.6	.397	.306	.856	0.7	2.4	3.1	1.8	0.7	0.5	2.2	3.3	11.9
2010	TUL	4	1	16.8	.161	.100	.833	0.3	0.5	0.8	2.5	0.5	0.0	0.5	1.8	4.0
2010	IND	27	0	15.5	.362	.280	.747	0.5	1.6	2.1	1.3	0.4	0.5	1.2	2.0	5.9
2011	IND	33	2	14.0	.438	.265	.784	0.6	1.8	2.4	1.4	0.3	0.4	0.9	2.2	5.5
2012	IND	31	31	22.3	.369	.345	.770	0.9	1.8	2.7	1.7	0.7	0.4	1.3	2.3	7.5
2013	IND	29	29	31.3	.415	.348	.780	0.9	2.5	3.4	1.7	0.9	0.7	1.8	3.2	14.7
2014	IND	34	33	27.4	.411	.305	.784	0.6	2.1	2.8	2.1	0.7	0.4	1.6	2.9	11.0
2015	IND	23	1	22.2	.379	.241	.771	0.6	1.8	2.4	1.9	0.9	0.3	1.1	3.0	8.4
2016	NYL	33	1	23.3	.403	.192	.851	0.5	1.9	2.5	2.2	0.8	0.1	1.3	1.9	8.8
2017	NYL	34	34	29.1	.423	.333	.823	1.0	3.0	4.0	2.8	0.9	0.2	1.9	3.4	11.7
Career		282	136	23.2	.399	.304	.806	0.7	2.1	2.8	1.9	0.7	0.4	1.5	2.7	9.5

YEAR-BY-YEAR TOTALS

SEASON	TEAM	G	GS	MIN	FGM-A	3PM-A	FTM-A	OREB	DREB	REB	AST	STL	BLK	TO	PF	PTS
2009	DET	34	4	802	118 - 297	15 - 49	155 - 181	25	81	106	62	27	17	77	111	406
2010	TUL	4	1	67	5 - 31	1 - 10	5 - 6	1	2	3	10	2	0	2	7	16
2010	IND	27	0	418	47 - 130	7 - 25	59 - 79	14	42	56	35	12	16	33	55	160
2011	IND	33	2	463	57 - 130	9 - 34	58 - 74	21	59	80	45	12	15	32	74	181
2012	IND	31	31	692	79 - 214	19 - 55	57 - 74	27	57	84	54	23	15	43	71	234
2013	IND	29	29	908	146 - 352	39 - 112	96 - 123	27	73	100	48	27	21	54	93	427
2014	IND	34	33	931	131 - 319	25 - 82	87 - 111	22	72	94	71	24	16	55	100	374
2015	IND	23	1	511	61 - 161	7 - 29	64 - 83	13	42	55	43	22	8	27	68	193
2016	NYL	33	1	770	91 - 226	5 - 26	103 - 121	18	63	81	73	29	6	44	64	290
2017	NYL	34	34	991	123 - 291	16 - 48	135 - 164	33	103	136	95	29	8	65	115	397
Career		282	136	6553	858 - 2151	143 - 470	819 - 1016	201	594	795	536	207	122	432	758	2678

PLAYOFF YEAR-BY-YEAR AVERAGES

SEASON	TEAM	G	GS	MPG	FG%	3P%	FT%	OREB	DREB	RPG	APG	SPG	BPG	TO	PF	PPG
2009	DET	5	0	29.0	.353	.412	.852	1.6	3.4	5.0	2.8	1.2	0.6	1.4	3.0	15.6
2010	IND	3	0	10.3	.600	.000	.857	0.3	0.3	0.7	0.7	0.0	0.3	0.6	1.0	4.0
2011	IND	5	1	19.2	.429	.400	.600	0.6	2.0	2.6	1.4	0.4	0.6	1.2	2.8	8.6
2012	IND	10	5	27.9	.398	.267	.857	1.0	1.9	2.9	1.7	0.9	0.8	1.7	2.7	10.6
2013	IND	4	4	26.6	.447	.417	.923	1.0	2.8	3.8	2.0	0.2	0.5	0.0	3.0	12.8
2014	IND	5	5	35.5	.389	.292	.750	1.0	2.4	3.4	1.0	0.4	0.8	0.6	3.4	14.4
2015	IND	11	0	21.5	.438	.308	.800	0.5	1.8	2.4	1.9	0.7	0.5	1.2	2.6	7.6
2016	NYL	1	0	27.8	.444	.000	.500	1.0	2.0	3.0	1.0	1.0	0.0	0.0	1.0	10.0
2017	NYL	1	1	25.6	.143	.000	100	1.0	5.0	6.0	1.0	1.0	0.0	2.0	2.0	4.0
Career		45	16	25.0	.403	.321	.805	0.9	2.2	3.0	1.7	0.7	0.6	1.1	2.7	10.2

PLAYOFF YEAR-BY-YEAR TOTALS

SEASON	TEAM	G	GS	MIN	FGM-A	3PM-A	FTM-A	OREB	DREB	REB	AST	STL	BLK	TO	PF	PTS
2009	DET	5	0	145	24 - 68	7 - 17	23 - 27	8	17	25	14	6	3	7	15	78
2010	IND	3	0	31	3 - 5	0 - 1	6 - 7	1	1	2	2	0	1	2	3	12
2011	IND	5	1	96	15 - 35	4 - 10	9 - 15	3	10	13	7	2	3	6	14	43
2012	IND	10	5	279	37 - 93	8 - 30	24 - 28	10	19	29	17	9	8	17	27	106
2013	IND	4	4	107	17 - 38	5 - 12	12 - 13	4	11	15	8	1	2	0	12	51
2014	IND	5	5	178	28 - 72	7 - 24	9 - 12	5	12	17	5	2	4	3	17	72
2015	IND	11	0	237	32 - 73	4 - 13	16 - 20	6	20	26	21	8	6	14	29	84
2016	NYL	1	0	28	4 - 9	0 - 1	2 - 4	1	2	3	1	1	0	0	1	10
2017	NYL	1	1	26	1 - 7	0 - 1	2 - 2	1	5	6	1	1	0	2	2	4
Career		45	16	1125	161 - 400	35 - 109	103 - 128	39	97	136	76	30	27	51	120	460



GUARD

#1 SHAVONTE ZELLOUS

10TH SEASON | PITTSBURGH '09 | ORLANDO, FLA. | 5-10 | BORN AUG. 28, 1986

	PTS	FGM	FGA	3FGM	3FGA	FTM	FTA	OREB	DREB	REB	AST	STL	TO	BLK	MIN
SEASON	19	6	13	2	3 (2x)	7	8 (2x)	3	6	7	9	2	3	1 (4x)	33
	vs. DAL	vs. DAL	vs. DAL	vs. ATL	last vs. CON	@ IND	last @ IND	vs. SEA	vs. DAL	vs. SEA	vs. DAL	@ CHI	@ IND	last @ WAS	vs. DAL
	5/29/18	5/29/18	5/29/18	6/19/18	6/7/18	6/2/18	6/2/18	7/3/18	5/29/18	5/29/18	7/3/18	7/1/18	6/2/18	6/28/18	5/29/18
CAREER	33	12	20	6	8	17	19	4 (3x)	9	11	9	4 (2x)	7 (2x)	3 (5x)	40
	vs. TUL	vs. TUL	@ CHI	vs. PHO	vs. ATL	@ ATL	@ ATL	last vs. CHI	@ ATL	vs. CHI	vs. DAL	last @ SAS	last vs. ATL	last @ CHI	vs. TUL
	6/25/14	6/25/14	9/12/09	6/8/13	6/29/14	6/26/09	6/26/09	7/14/17	7/2/17	7/14/17	5/29/18	7/21/15	5/17/14	8/6/13	6/25/14
PLAYOFFS	30	10	21	3 (3x)	8	10	11	5	5 (3x)	9	8	3 (2x)	6	2 (5x)	45
	vs. MIN	vs. MIN	@ CHI	last vs. CHI	@ CHI	vs. IND	vs. IND	@ IND	last vs. WAS	@ IND	vs. CHI	last at CON	@ MIN	last @ MIN	@ CHI
	10/19/12	10/19/12	9/1/14	8/30/14	9/1/14	9/23/09	9/23/09	9/25/09	9/10/17	9/25/09	9/19/15	10/11/12	10/17/12	10/6/15	9/1/14

2018 GAME-BY-GAME STATISTICS

PRESEASON

Opponent	Date	MIN	FGM	FGA	FG%	3PM	3PA	3P%	FTM	FTA	FT%	OR	DR	REB	AST	STL	BLK	TO	PF	PTS	+/-
vs. Dallas	5/7	11:05	2	6	.333	0	1	.000	0	0	-	0	2	2	4	0	1	2	2	4	0
vs. Los Angeles	5/8		NWT																		

REGULAR SEASON

at Chicago	5/20	17:59	0	4	0.000	0	2	0.000	0	0	0.000	0	3	3	1	0	1	0	3	0	-14
vs. Minnesota	5/25	20:59	2	8	0.250	0	2	0.000	5	8	0.625	0	4	4	2	0	0	0	5	9	-7
vs. Dallas	5/29	32:54	6	13	0.462	1	3	0.333	6	7	0.857	0	6	6	9	1	0	1	2	19	6
at Indiana	6/2	30:19	5	12	0.417	0	2	0.000	7	8	0.875	1	2	3	2	1	0	3	3	17	-5
vs. Phoenix	6/5	24:12	1	5	0.200	0	1	0.000	0	0	0.000	0	1	1	3	0	0	1	4	2	2
vs. Connecticut	6/7	30:52	5	9	0.556	1	3	0.333	2	2	1.000	0	4	4	7	1	1	0	4	13	1
vs. Indiana	6/10	21:05	2	4	0.500	1	1	1.000	5	6	0.833	0	3	3	3	1	1	1	2	10	-1
vs. Las Vegas	6/13	17:15	3	6	0.500	0	2	0.000	0	0	0.000	0	1	1	2	1	0	2	1	6	-7
@ Minnesota	6/16	15:34	3	5	0.600	0	0	0.000	0	0	0.000	0	1	1	3	1	0	1	1	6	-1
vs. Atlanta	6/19	23:40	5	10	0.500	2	2	1.000	1	2	0.500	0	3	3	1	0	0	2	5	13	0
@ Las Vegas	6/22	DNP - Illness																			
@ Los Angeles	6/24	17:33	0	3	0.000	0	1	0.000	0	0	0.000	0	1	1	0	0	0	1	1	0	-21
vs. Phoenix	6/26	28:42	5	10	0.500	1	1	1.000	0	0	0.000	1	1	2	3	0	0	2	1	11	-6
@ Washington	6/28	17:59	1	2	0.500	0	0	0.000	2	2	1.000	0	2	2	3	0	1	2	6	4	3
vs. Chicago	6/29	20:04	1	3	0.333	0	1	0.000	2	2	1.000	0	4	4	2	0	0	0	2	4	-1
@ Chicago	7/1	31:09	3	11	0.273	1	2	0.500	5	6	0.833	0	5	5	3	2	0	2	4	12	1
vs. Seattle	7/3	27:59	2	8	0.250	0	1	0.000	0	0	0.000	3	4	7	4	0	0	0	1	4	-12



GUARD

#1 SHAVONTE ZELLOUS

10TH SEASON | PITTSBURGH '09 | ORLANDO, FLA. | 5-10 | BORN AUG. 28, 1986

CAREER TRANSACTIONS: Selected by the Detroit Shock in the First Round of the 2009 WNBA Draft, 11th overall selection... Traded to the Indiana Fever in exchange for a 2011 second round pick on May 27, 2010... Signed as a free agent with the New York Liberty on Feb. 1, 2016.

CAREER HIGHLIGHTS:

- Named the WNBA's Most Improved Player in 2013.
- Was an Eastern Conference All-Star in 2013.
- WNBA All-Rookie Team in 2009.
- Won a WNBA Championship with the Indiana Fever in 2012, played in the WNBA Finals again in 2015.
- Has reached the WNBA Playoffs in each of her nine seasons as a pro.
- Scored a career-high 33 points against Tulsa on June 25, 2014.
- Averaged career-highs in rebounding (4.0 rpg) and assists (2.8 apg) during 2017 season in New York.
- Posted her 1st-career double-double with 14 points and a career-high 11 rebounds vs. Chicago on July 14, 2017.

2017: Started all 34 games for the Liberty. . . Appeared in all 34 games for the 3rd time in her career and started every game for the 1st time. . . Averaged 11.7 ppg along with career-highs in rebounding (4.0 rpg) and assists (2.8 apg). . . Her 11.7 ppg was the 3rd highest scoring tally in her career. . . Grabbed 6 rebounds against Washington in the WNBA Playoffs (9/10). . . Contributed on both sides of the court with 18 points and 5 rebounds. Also had 2 assists in a home win over Washington (8/25). . . Hit a season-high 3 3-pointers to finish with 19 points. In win over Los Angeles also managed 6 rebounds (8/13). . . Recorded her 4th 20-point game of the season, leading the Liberty in scoring while shooting 8-of-9 from the line. Netted 10 of her game-high 20 points in the 1st quarter in the win at Atlanta (8/11). . . Posted 16 points and 8 rebounds in win over Indiana. Also managed 2 assists and 2 steals (8/8). . . Collected 11 points and 6 rebounds in win over Indiana. Also dished out team-high 5 assists, 1 shy of her career-high (7/28). . . Scored 16 points, going a perfect 11-of-11 from the free throw line. Also had 5 rebounds and 6 assists in Connecticut win (7/19). . . Posted a 25 +/- rating finishing with 11 points, 4 rebounds, and 4 assists. Also had 1 block in win over Washington (7/16). . . Recorded a career-high 11 rebounds to post the first double-double of her career with 14 points. Also dished out 3 assists and had a season-high 3 steals (7/14). . . Pulled down a career-high with 9 rebounds. Finished with 7 points against Atlanta (7/2). . . Led all scorers with 17 points. Finished with 7 rebounds and 2 assists against Washington (6/29). . . Scored in double figures for the 7th consecutive game. Finished with 18 points, including a season-high pair of 3-pointers against Connecticut (6/23). . . Led the team with a season-high 28 points, including a 15-foot jumper with .6 seconds to force overtime at Dallas; marked Zellous' 6th straight game in double figures, most consecutive since 2014. Also had 8 rebounds and a season-high 6 assists (6/16). . . Scored in double figures for the 5th time this season, finishing with 16 points, also had 2 rebounds and 2 assists against Connecticut (6/14). . . Finished with 16 points, including a key late 3-point shot, to score in double figures for a 4th-straight game, and had 2 rebounds and 2 assists in win over Seattle (6/11). . . Third-straight game scoring in double figures, finishing with 12 points in a win over Atlanta (6/7). . . Registered back-to-back 20-point games for the 1st time in her career, scoring 21 points against Phoenix, also dishing out a season-high 5 assists for the 2nd time this season, with 3 rebounds (6/4). . . Set a new season-high with 27 points, it was her 1st 20-point game as a member of the Liberty, also set a career-high with 8 rebounds in win over Dallas (6/2). . . Pulled down 7 rebounds for the 8th time in her career, also set a season-high with 5 assists and scored 4 points against the Sparks (5/30). . . In home opener against the San Antonio Stars scored 10 points, 6 of which came from the foul line, also had 4 assists and 1 rebound (5/13).

PERSONAL: The daughter of Tangelia Allen, she has one younger brother... She graduated prior to her senior season at Pittsburgh with a bachelor of science degree in administration of justice and pursued a second degree while completing her eligibility.

GAME #17 vs. Seattle

WOMEN'S NATIONAL BASKETBALL ASSOCIATION

OFFICIAL SCORER'S REPORT
FINAL BOX

Tuesday, July 3, 2018 Westchester County Center, White Plains, NY

Officials: #55 Eric Brewton, #21 Byron Jarrett, #6 Karlena Tobin

Game Duration: 1:46
Attendance: 1749

VISITOR: Seattle Storm (13-5)

POS	MIN	FG	FGA	3P	3PA	FT	FTA	OR	DR	TOT	A	PF	ST	TO	BS	+/-	PTS	
30 Breanna Stewart	F	29:09	9	12	0	2	3	3	2	6	8	2	1	3	1	1	15	21
32 Alysha Clark	F	22:30	0	3	0	2	0	0	2	1	3	4	2	0	2	0	18	0
6 Natasha Howard	C	22:11	5	9	1	3	2	2	1	4	5	0	2	0	0	1	14	13
10 Sue Bird	G	25:37	2	6	0	3	2	2	0	0	0	11	0	0	1	0	20	6
24 Jewell Loyd	G	27:51	7	14	2	6	5	6	2	2	4	2	1	1	1	0	13	21
21 Jordin Canada		18:38	2	5	0	2	0	0	0	3	3	4	0	0	4	0	-1	4
23 Kaleena Mosqueda-Lewis		14:49	3	7	2	3	0	0	0	3	3	0	0	0	0	0	-1	8
1 Crystal Langhorne		15:08	2	7	0	0	0	0	0	4	4	0	3	0	1	0	3	4
3 Courtney Paris		10:51	0	0	0	0	0	0	2	4	6	2	2	0	0	1	0	0
45 Noelle Quinn		07:54	0	1	0	0	0	0	0	0	0	0	0	0	2	0	-2	0
2 Mercedes Russell		02:41	0	0	0	0	0	0	0	2	2	0	0	0	0	0	-2	0
33 Sami Whitcomb		02:41	0	1	0	1	0	0	0	0	0	0	1	0	0	0	-2	0
200:00		30	65	5	22	12	13	9	29	38	25	12	4	12	3	15	77	
		46.2%		22.7%		92.3%				TM REB: 4		TOT TO: 12 (12 PTS)						

HOME: NEW YORK LIBERTY (5-12)

POS	MIN	FG	FGA	3P	3PA	FT	FTA	OR	DR	TOT	A	PF	ST	TO	BS	+/-	PTS		
1 Shavonte Zellous	F	27:59	2	8	0	1	0	0	3	4	7	4	1	0	0	0	-12	4	
31 Tina Charles	F	32:16	3	14	1	2	1	3	1	2	3	4	1	1	2	0	-13	8	
7 Kia Vaughn	C	21:16	5	7	0	0	0	0	0	2	2	1	1	1	2	0	-18	10	
8 Bria Hartley	G	26:14	6	9	3	5	1	1	0	3	3	2	3	0	4	0	-18	16	
10 Epiphanny Prince	G	20:11	0	3	0	0	2	2	0	0	0	3	0	0	0	0	-13	2	
14 Sugar Rodgers		09:52	1	3	1	2	0	0	0	0	0	1	0	2	1	0	1	3	
15 Brittany Boyd		20:00	3	9	0	0	0	0	0	4	4	3	2	2	0	-4	6		
17 Amanda Zahui B		18:44	6	11	0	2	1	2	2	2	4	0	0	0	1	1	3	13	
5 Kia Nurse		12:01	0	1	0	0	0	0	0	2	2	1	0	0	0	0	-3	0	
41 Kiah Stokes		07:44	0	1	0	0	0	0	3	3	6	0	0	0	0	0	-2	0	
9 Rebecca Allen		03:43	0	2	0	1	0	0	0	0	0	0	0	0	0	0	-4	0	
0 Marissa Coleman			DND - Injury/Illness - Right Ankle Sprain																
200:00		26	68	5	13	5	8	9	22	31	20	9	6	12	1	-15	62		
		38.2%		38.5%		62.5%				TM REB: 8		TOT TO: 15 (16 PTS)							

SCORE BY PERIOD

1	2	3	4	FINAL	
Storm	16	23	23	13	77
LIBERTY	9	9	23	11	62

Inactive: Storm -

Inactive: Liberty -

Points in the Paint: Storm 42 (21/28), LIBERTY 36 (18/33) Biggest Lead: Storm 20, LIBERTY 3

2nd Chance Points: Storm 19 (8/9), LIBERTY 8 (4/9)

Lead Changes: 8

Fast Break Points: Storm 4 (2/2), LIBERTY 11 (4/4)

Times Tied: 4

Technical fouls - Individual

Storm (0): NONE

LIBERTY (3): Zellous 4/43 1st, Boyd 0/00 2nd, Smith 2/46 3rd

Technical fouls - Defensive Three Seconds

Storm (1): Clark 3/31 1st

LIBERTY (0): NONE

Copyright (c) 2018 NBA Properties, Inc. All Rights Reserved

Copyright (c) 2018 NBA Properties, INC. All Rights Reserved

GAME #15 vs. Chicago

WOMEN'S NATIONAL BASKETBALL ASSOCIATION

OFFICIAL SCORER'S REPORT
FINAL BOX

Friday, June 29, 2018 Westchester County Center, White Plains, NY

Officials: #19 Tiara Cruse, #15 Fatou Cissoko-Stephens, #18 Kurt Walker

Game Duration: 1:53
Attendance: 1837

VISITOR: Chicago Sky (6-9)

	POS	MIN	FG	FGA	3P	3PA	FT	FTA	OR	DR	TOT	A	PF	ST	TO	BS	+	-	PTS
1 Diamond DeShields	F	28:39	6	10	2	5	8	10	2	2	4	0	1	1	3	0	-5	22	
15 Gabby Williams	F	23:54	6	9	0	0	0	0	1	1	3	4	0	2	2	2	0	-12	12
31 Stefanie Dolson	C	30:02	5	10	1	3	3	3	0	6	6	6	3	0	1	1	3	14	
14 Allie Quigley	G	32:04	5	11	2	4	2	2	0	4	4	4	3	2	0	2	3	5	14
22 Courtney Vandersloot	G	29:05	4	7	2	2	4	4	1	3	4	11	2	0	1	0	-3	14	
32 Cheyenne Parker		14:10	1	4	0	0	2	2	1	1	2	0	2	0	0	0	1	4	
21 Jamierra Faulkner		23:50	5	6	3	4	2	2	0	2	2	5	2	0	3	0	9	15	
2 Kahleah Copper		06:09	1	2	0	1	1	2	0	0	0	1	0	0	1	0	9	3	
45 Astou Ndour		09:38	2	3	1	2	0	0	0	0	1	1	1	0	0	1	14	5	
41 Alaina Coates		02:29	0	0	0	0	0	0	0	0	0	0	0	0	0	0	-1	0	
23 Linnae Harper			DNP - Coach's decision																
6 Alex Montgomery			DNP - Coach's decision																
200:00			35	62	11	21	22	26	5	22	27	27	15	3	13	5	4	103	
			56.5%		52.4%		84.6%				TM REB: 7		TOT TO: 13 (15 PTS)						

HOME: NEW YORK LIBERTY (4-11)

	POS	MIN	FG	FGA	3P	3PA	FT	FTA	OR	DR	TOT	A	PF	ST	TO	BS	+	-	PTS
1 Shavonte Zellous	F	20:04	1	3	0	1	2	2	0	4	4	2	2	0	0	0	-1	4	
31 Tina Charles	F	28:50	10	19	2	3	2	3	3	1	4	3	2	0	4	0	-13	24	
7 Kia Vaughn	C	17:45	4	6	0	0	1	2	1	3	4	0	1	1	1	1	6	9	
8 Bria Hartley	G	12:50	2	4	1	3	1	1	0	3	3	4	2	0	0	0	5	6	
10 Epiphanny Prince	G	25:37	8	12	3	4	2	2	0	2	2	5	3	2	1	0	5	21	
17 Amanda Zahui B		20:27	4	8	1	3	1	2	1	2	3	1	3	1	2	0	1	10	
14 Sugar Rodgers		14:23	1	6	0	0	0	2	2	4	3	1	2	1	0	0	-9	2	
15 Brittany Boyd		27:10	4	7	0	0	2	2	1	2	3	6	3	3	0	0	-9	10	
5 Kia Nurse		19:56	3	6	1	3	2	2	1	0	1	0	3	2	1	0	-3	9	
41 Kiah Stokes		12:58	2	6	0	0	0	0	4	1	5	0	3	0	1	0	-2	4	
9 Rebecca Allen			DNP - Coach's decision																
0 Marissa Coleman			DND - Injury/Illness - Right Ankle Sprain																
200:00			39	77	8	19	13	16	13	20	33	24	23	11	11	1	-4	99	
			50.6%		42.1%		81.2%				TM REB: 5		TOT TO: 11 (10 PTS)						

SCORE BY PERIOD

1	2	3	4	FINAL
Sky	26	22	29	103
LIBERTY	27	18	15	99

Inactive: Sky -
Inactive: Liberty -
Points in the Paint: Sky 32 (16/23), LIBERTY 46 (23/46) Biggest Lead: Sky 7, LIBERTY 11
2nd Chance Points: Sky 10 (5/9), LIBERTY 16 (6/12)
Fast Break Points: Sky 0 (0/1), LIBERTY 6 (3/7)
Technical fouls - Individual
Sky (1): Dolson 6:31 late
LIBERTY (0): NONE

Copyright (c) 2018 NBA Properties, INC. All Rights Reserved