



NEW YORK LIBERTY

2018 NEW YORK LIBERTY GAME NOTES

Liberty statistics
presented by
SAP



MEDIA CONTACT: Ajah Hawley- Alexander | ajah.hawley-alexander@msg.com | (212) 485-7116 | @nyliberty | #ShowUp

2018 SCHEDULE/RESULTS

MAY

PRESEASON

| | | | |
|----------------|--|----------|-----|
| Monday, May 7 | vs. Dallas Wings (at Mohegan Sun Arena) | L, 76-69 | 0-1 |
| Tuesday, May 8 | vs. Los Angeles Sparks (at Mohegan Sun Arena) | W, 81-75 | 1-1 |

REGULAR SEASON

| | | | |
|-----------------|-------------|----------|-----|
| Sunday, May 20 | Chicago Sky | L, 80-76 | 0-1 |
| Friday, May 25 | MINNESOTA | L, 76-72 | 0-2 |
| Tuesday, May 29 | DALLAS | W, 94-89 | 1-2 |

JUNE

| | | | |
|--------------------|-----------------------|-----------|------|
| Saturday, June 2 | at Indiana | W, 87-81 | 2-2 |
| Tuesday, June 5 | PHOENIX | L, 80-74 | 2-3 |
| Thursday, June 7 | CONNECTICUT | L, 88-86 | 2-4 |
| Sunday, June 10 | INDIANA | W, 78-75 | 3-4 |
| Wednesday, June 13 | LAS VEGAS | L, 78-63 | 3-5 |
| Saturday, June 16 | at Minnesota | L, 85-71 | 3-6 |
| Tuesday, June 19 | ATLANTA | W, 79-72 | 4-6 |
| Friday, June 22 | at Las Vegas (ESPN 2) | L, 88-78 | 4-7 |
| Sunday, June 24 | at Los Angeles | L, 80-54 | 4-8 |
| Tuesday, June 26 | PHOENIX | L, 83-69 | 4-9 |
| Thursday, June 28 | at Washington | L, 80-77 | 4-10 |
| Friday, June 29 | CHICAGO | L, 103-99 | 4-11 |

JULY

| | | |
|--------------------|-----------------------|----------|
| Sunday, July 1 | at Chicago | 6:00 PM |
| Tuesday, July 3 | SEATTLE | 7:00 PM |
| Thursday, July 5 | at Washington | 7:00 PM |
| Sunday, July 8 | DALLAS | 3:00 PM |
| Wednesday, July 11 | at Connecticut | 11:30 AM |
| Sunday, July 15 | CHICAGO | 3:00 PM |
| Tuesday, July 17 | at Dallas | 1:00 PM |
| Thursday, July 19 | at Atlanta | 7:00 PM |
| Saturday, July 21 | WASHINGTON | 3:00 PM |
| Tuesday, July 24 | at Minnesota (ESPN 2) | 8:00 PM |

AUGUST

| | | |
|--------------------|----------------|----------|
| Wednesday, Aug. 1 | at Connecticut | 7:00 PM |
| Saturday, Aug. 4 | INDIANA | 3:00 PM |
| Monday, Aug. 6 | SEATTLE | 11:00 AM |
| Wednesday, Aug. 8 | LOS ANGELES | 7:00 PM |
| Sunday, Aug. 12 | ATLANTA | 2:30 PM |
| Tuesday, Aug. 14 | at Los Angeles | 10:30 PM |
| Wednesday, Aug. 15 | at Las Vegas | 10:00 PM |
| Friday, Aug. 17 | at Seattle | 10:00 PM |
| Sunday, Aug. 19 | at Phoenix | 6:00 PM |

GAME 16: NEW YORK LIBERTY VS. CHICAGO SKY



NEW YORK LIBERTY (4-11)

vs.

CHICAGO SKY (6-9)

Sunday, July 1 • 6:00 PM (EST)
White Plains, NY (Westchester County Center)
Watch: League Pass, MSG+, The U Too



TALE OF THE TAPE

| | PPG | OPP. PPG | FG% | OPP FG% | 3PT% | OPP 3PT% | FT% | RPG | APG | SPG | TO | BLK |
|----------|------|----------|------|---------|------|----------|------|------|------|-----|------|-----|
| NEW YORK | 77.1 | 82.7 | .428 | .440 | .319 | .358 | .781 | 32.7 | 19.5 | 7.1 | 14.3 | 2.8 |
| CHICAGO | 80.5 | 87.6 | .434 | .466 | .362 | .357 | .796 | 33.5 | 19.7 | 6.2 | 15.2 | 4.0 |

NEW YORK LIBERTY PROBABLE STARTERS

| NO. | NAME | POS. | HT. | PPG | RPG | APG | MPG | College |
|-----|---|------|------|------|-----|-----|-----|-------------|
| 1 | Shavonte Zellous | G | 5-10 | 8.1 | 2.7 | 2.9 | 23 | Pittsburgh |
| | <i>Shot 1-of-7 (0-of-3 from three) through Chicago series this season.</i> | | | | | | | |
| 7 | Kia Vaughn | C | 6-4 | 5.2 | 3.9 | 0.7 | 19 | Rutgers |
| | <i>Missed the first game against Chicago due to overseas club play.</i> | | | | | | | |
| 8 | Bria Hartley | G | 5-8 | 8.0 | 2.7 | 3.8 | 24 | Connecticut |
| | <i>Averages 5.0 assists in Chicago series.</i> | | | | | | | |
| 10 | Epiphanny Prince | G | 5-9 | 9.3 | 1.7 | 1.7 | 18 | Rutgers |
| | <i>Scored 21 points in each matchup of a back-to-back against Washington (6/28) and Chicago (6/29).</i> | | | | | | | |
| 31 | Tina Charles | F | 6-4 | 19.6 | 6.7 | 2.9 | 33 | Connecticut |
| | <i>Leads all scorers in Chicago series with 21.5 ppg.</i> | | | | | | | |

LIBERTY HISTORY VS. CHICAGO

| | |
|---------------------------------|-------|
| All-Time Record..... | 24-24 |
| Home..... | 13-11 |
| Away..... | 11-13 |
| Overtime..... | 0-1 |
| Postseason..... | 0-0 |
| Last 10 Games vs. Chicago..... | 3-7 |
| Current Streak vs. Chicago..... | L2 |

2017 RESULTS VS. CHICAGO (2-1)

| | |
|--------------|-------------------------|
| 7/14/17..... | at New York... L, 68-78 |
| 7/30/17..... | at Chicago... W, 86-82 |
| 8/27/17..... | at New York... W, 92-62 |

2018 SCHEDULE/RESULTS VS. CHICAGO (0-2)

| | |
|--------------|--------------------------|
| 5/20/18..... | at Chicago... L, 80-76 |
| 6/29/18..... | at New York... L, 103-99 |
| 7/1/18..... | at Chicago... 5:00 PM |
| 7/15/18..... | at New York... 3:00 PM |

QUICK HITS

Tina Charles' 19.6 points per game are tied for seventh in the league (as of 6/30).

Charles' 6.7 rebounds per game rank for 12th in the league (as of 6/30).

Kia Nurse is fifth among rookies with 10.8 points per game (as of 6/30).

Brittany Boyd's 4.6 assists per contest slot seventh in the WNBA (as of 6/30).

Bria Hartley is 14th in the league with 3.8 assists per game (as of 6/30).

Nurse made her WNBA debut against the Sky (5/20), scoring 17 points off the bench on 50 percent shooting from the field.

Charles is averaging 21.5 points per game in two matchups against the Sky this season.

The Liberty scored a season-high 99 points in the last matchup against the Sky (6/29).

The Sky are averaging 97.7 points per game over their current three-game win streak.

2018 NEW YORK LIBERTY ROSTER

ALPHABETICAL

| No. | Name | Pos | Ht. | Wt. | DOB | College/COUNTRY | Exp. |
|-----|------------------|-----|------|-----|------------|-----------------|------|
| 9 | Rebecca Allen | F/G | 6-2 | 164 | 11/06/1992 | Australia | 3 |
| 15 | Brittany Boyd | G | 5-9 | 156 | 06/11/1993 | California | 3 |
| 31 | Tina Charles | C | 6-4 | 186 | 12/05/1988 | Connecticut | 8 |
| 0 | Marissa Coleman | G | 6-1 | 160 | 01/04/1987 | Maryland | 8 |
| 8 | Bria Hartley | G | 5-8 | 148 | 09/30/1992 | Connecticut | 4 |
| 5 | Kia Nurse | G | 6-0 | 153 | 02/22/1996 | Connecticut | R |
| 10 | Epiphanny Prince | G | 5-9 | 179 | 01/11/1988 | Rutgers | 8 |
| 14 | Sugar Rodgers | G | 5-9 | 166 | 12/08/1989 | Georgetown | 5 |
| 41 | Kiah Stokes | C | 6-3 | 191 | 03/30/1993 | Connecticut | 3 |
| 7 | Kia Vaughn | C | 6-4 | 205 | 01/24/1987 | Rutgers | 9 |
| 17 | Amanda Zahui B. | C | 6-5 | 250 | 09/08/1993 | Minnesota | 3 |
| 1 | Shavonte Zellous | G | 5-10 | 188 | 08/28/1986 | Pittsburgh | 9 |

| | |
|---|---------------------|
| Head Coach | Katie Smith |
| Team President | Isiah Thomas |
| Assistant Coach | Herb Williams |
| Assistant Coach | Barbara Farris |
| Director of Player Development & Director of Franchise Development | Teresa Weatherspoon |
| Director of Franchise Development | Swin Cash |
| Head Athletic Trainer | Chantal Hart |
| Chief Med Off & VP, Player Care | Dr. Lisa Callahan |
| Team Physician | Dr. Jo A. Hannafin |
| Team Physician | Dr. Marci Goolsby |

NUMERICAL

| No. | Name | Pos | Ht. | Wt. | DOB | College/COUNTRY | Exp. |
|-----|------------------|-----|------|-----|------------|-----------------|------|
| 0 | Marissa Coleman | G | 6-1 | 160 | 01/04/1987 | Maryland | 8 |
| 1 | Shavonte Zellous | G | 5-10 | 188 | 08/28/1986 | Pittsburgh | 8 |
| 5 | Kia Nurse | G | 6-0 | 153 | 02/22/1996 | Connecticut | R |
| 7 | Kia Vaughn | C | 6-4 | 205 | 01/24/1987 | Rutgers | 8 |
| 8 | Bria Hartley | G | 5-8 | 148 | 09/30/1992 | Connecticut | 3 |
| 9 | Rebecca Allen | F/G | 6-2 | 164 | 11/06/1992 | Australia | 2 |
| 10 | Epiphanny Prince | G | 5-9 | 178 | 01/11/1988 | Rutgers | 7 |
| 14 | Sugar Rodgers | G | 5-9 | 166 | 12/08/1989 | Georgetown | 4 |
| 15 | Brittany Boyd | G | 5-9 | 156 | 06/11/1993 | California | 2 |
| 17 | Amanda Zahui B. | C | 6-5 | 250 | 09/08/1993 | Minnesota | 2 |
| 31 | Tina Charles | C | 6-4 | 186 | 12/05/1988 | Connecticut | 7 |
| 41 | Kiah Stokes | C | 6-3 | 191 | 03/30/1993 | Connecticut | 2 |

HOW THE LIBERTY WAS BUILT

WNBA DRAFT

| | |
|---------------|--|
| Kia Nurse | 1st round pick in the 2018 WNBA Draft, 10th overall selection. |
| Brittany Boyd | 1st round pick in the 2015 WNBA Draft, 9th overall selection. |
| Kiah Stokes | 1st round pick in the 2015 WNBA Draft, 11th overall selection. |


SIGNINGS

| | |
|------------------|-----------------------------|
| Marissa Coleman | Signed on March 1, 2018. |
| Rebecca Allen | Signed on June 21, 2016. |
| Shavonte Zellous | Signed on February 1, 2016. |

TRADES

| | |
|------------------|---|
| Tina Charles | Acquired from Connecticut in exchange for Kelsey Bone, 2014 first round pick Alyssa Thomas and a 2015 first round draft pick. Connecticut sent its 2015 third round pick to New York. |
| Bria Hartley | Acquired from Washington along with Kia Vaughn in exchange for Carolyn Swords (to Seattle) |
| Sugar Rodgers | Acquired from Minnesota in exchange for the right to swap third round picks in 2015. |
| Epiphanny Prince | Acquired from Chicago in exchange for guard Cappie Pondexter in 2015. |
| Amanda Zahui B. | Acquired from Dallas in addition to a 2017 second round pick in exchange for a 2017 first round pick. |
| Kia Vaughn | Acquired from Washington along with Bria Hartley in exchange for Carolyn Swords (to Seattle) |

2018 NEW YORK LIBERTY SPOTTER'S CHART



#9 REBECCA ALLEN
GUARD /FORWARD
2ND SEASON



#15 BRITTANY BOYD
GUARD
4TH SEASON



#31 TINA CHARLEES
FORWARD
9TH SEASON



#0 MARISSA COLEMAN
GUARD
10TH SEASON



#8 BRIA HARTLEY
GUARD
5TH SEASON



#5 KIA NURSE
GUARD
1ST SEASON



#10 EPIHANNY PRINCE
GUARD
9TH SEASON



#14 SUGAR RODGERS
GUARD
6TH SEASON



#41 KIAH STOKES
CENTER
4TH SEASON



#7 KIA VAUGHN
CENTER
9TH SEASON



#17 AMANDA ZAHUI B
CENTER
4TH SEASON



#1 SHAVONTE ZELLOOUS
GUARD
9TH SEASON



KATIE SMITH
HEAD COACH
1ST SEASON



HERB WILLIAMS
ASSISTANT COACH
4TH SEASON



BARBARA FARRIS
ASSISTANT COACH
1ST SEASON



TERESA WEATHERSPOON
DIR. PLAYER DEVELOPMENT
3RD SEASON



HEAD COACH

KATIE SMITH

1ST SEASON (1ST OVERALL) | 4-11 (4-11 IN NEW YORK) | OHIO STATE '96

1ST SEASON (1ST WITH NEW YORK) • OHIO STATE '96
4-11 (.267) OVERALL RECORD | 4-11 (.267) WITH NEW YORK | 0-0 (.000) PLAYOFFS

Katie Smith enters her fourth season as a member of the New York Liberty coaching staff, having been promoted to associate head coach for the 2016 season, after serving two years as an assistant coach. Since Smith joined the coaching staff, the Liberty has posted an overall record of 59-43 (.578), posting back-to-back 20-win seasons and WNBA Playoffs berths in 2015 and 2016.

Smith spent the 2013 season – her final in the WNBA – with the Liberty, reuniting with Bill Laimbeer who she won two titles with as a member of the Detroit Shock (now Dallas). She retired after the 2013 campaign, finishing her 17-year playing career as the all-time leading scorer in women's professional basketball and second in WNBA history, scoring 7,885-career points as a professional and 6,452 in the WNBA.

A 15-year veteran of the WNBA, Smith was a seven-time All-Star and two-time First Team All-WNBA selection. She won WNBA Championships in 2006 and 2008 with the Shock, and in 2011 was voted one of the Top 15 Players in WNBA history. She ranks first in the WNBA in both three-point field goals made (906) and attempted (2,466), second in career points (6,452), fourth in free throws made (1,440) and 10th in all-time assists (1,258).

Smith is the all-time leading scorer in the history of U.S. women's professional basketball (ABL & WNBA) with 7,885 career points. Smith signed with the WNBA in 1999, joining Minnesota after a two-year stint in the ABL. In 2006, she became the only player to win a championship with both the ABL and WNBA, which was the same year she became the first player to win a WNBA All-Star game as a member of both the Eastern and Western Conference teams. During the WNBA's 20th season in 2016, Smith was voted as one of the top-20 best and most influential players in league history.

Her success also extended to the international level, having won three Olympic Gold Medals in 2000, 2004 and 2008, and the World Championships in 1998 and 2002.

Smith spent several seasons on the women's basketball staff at her alma mater Ohio State University. As a student-athlete for the Buckeyes, Smith helped guide her team to the NCAA championship game as a freshman, and went on to break the Big Ten scoring record for points scored in a career in men's or women's basketball. On Jan. 21, 2001, Ohio State honored her as the first female Buckeye athlete to have her number retired.

CAREER COACHING HIGHLIGHTS

- Earned first win against Dallas on May 29, 2018 by the score of 94-89.

CAREER PLAYING HIGHLIGHTS

- Played 15 seasons in the WNBA, retiring in 2013 after playing one year with the New York Liberty
- Retired as the all-time scoring leader in women's professional basketball history with 7,885-career points and ranked second in WNBA history with 6,452 points
- Two-time WNBA Champion (2006, 2008) winning twice with the Detroit Shock
- Voted as one of the top-15 players in WNBA history
- Voted as one of the top-20 best and most influential players in WNBA history in 2016
- Seven-time WNBA All-Star
- Three-time Olympic Gold Medalist (2000, 2004, 2008)

SMITH'S CAREER COACHING RECORD

| Season | Team | Record | Postseason Finish |
|--------|------------------|----------------------------|-------------------|
| 2018 | New York Liberty | 4-11 (.267) 4-11 (.267) | |

2017 LIBERTY COACHING STAFF




ASSISTANT COACH
HERB WILLIAMS
4TH SEASON



ASSISTANT COACH
BARBARA FARRIS
1ST SEASON



DIR. PLAYER DEVELOPMENT
TERESA WEATHERSPOON
4TH SEASON



HEAD ATHLETIC TRAINER
CHANTAL HART
1ST SEASON

2018 NEW YORK LIBERTY OVERALL STATISTICS (4-11)

| NO | PLAYER | GP-GS | MIN | FGM-FGA | FG% | 3-POINT | | FTM-FTA | FT% | ---REBOUNDS--- | | | AST | PF-DQ | STL | TO | BLK | PTS/AVG | | | |
|----|------------------|-------|---------|-------------------------------|-------|---------|-------|---------|------------------------------|----------------|-----|----------|-----|--------------------------------|------|------|------|-----------|-----|-----|------|
| | | | | | | FGM-FGA | FG% | | | OFF | DEF | TOT | | | | | | | | | |
| 31 | Charles, T | 15-15 | 488:42 | 120-264 | 0.455 | 15-52 | 0.288 | 39-50 | 0.780 | 25 | 76 | 101/6.7 | 44 | 39-0 | 14 | 43 | 11 | 294/19.6 | | | |
| 5 | Nurse, K | 15-0 | 361:13 | 47-115 | 0.409 | 19-62 | 0.306 | 41-48 | 0.854 | 13 | 27 | 40/2.7 | 24 | 31-0 | 10 | 15 | 3 | 154/10.3 | | | |
| 10 | Prince, E | 7-4 | 122:51 | 23-50 | 0.460 | 11-20 | 0.550 | 8-8 | 1.000 | 3 | 9 | 12/1.7 | 12 | 13-0 | 6 | 8 | 0 | 65/9.3 | | | |
| 1 | Zellous, S | 14-14 | 319:07 | 39-94 | 0.415 | 6-21 | 0.286 | 30-37 | 0.811 | 2 | 36 | 38/2.7 | 41 | 40-1 | 6 | 16 | 4 | 114/8.1 | | | |
| 8 | Hartley, B | 15-15 | 365:47 | 48-113 | 0.425 | 15-46 | 0.326 | 9-17 | 0.529 | 12 | 29 | 41/2.7 | 57 | 33-0 | 13 | 28 | 0 | 120/8.0 | | | |
| 17 | Zahui B, A | 15-0 | 213:30 | 43-85 | 0.506 | 10-31 | 0.323 | 10-15 | 0.667 | 16 | 21 | 37/2.5 | 7 | 37-0 | 6 | 24 | 2 | 106/7.1 | | | |
| 0 | Coleman, M | 12-11 | 255:04 | 28-71 | 0.394 | 9-30 | 0.300 | 4-4 | 1.000 | 10 | 28 | 38/3.2 | 21 | 15-0 | 9 | 9 | 2 | 69/5.8 | | | |
| 14 | Rodgers, S | 12-2 | 205:52 | 23-69 | 0.333 | 16-48 | 0.333 | 3-4 | 0.750 | 8 | 29 | 37/3.1 | 21 | 25-2 | 8 | 12 | 3 | 65/5.4 | | | |
| 7 | Vaughn, K | 13-11 | 244:21 | 30-59 | 0.508 | 0-0 | 0.000 | 8-11 | 0.727 | 15 | 36 | 51/3.9 | 9 | 27-0 | 12 | 18 | 4 | 68/5.2 | | | |
| 15 | Boyd, B | 11-0 | 171:23 | 17-50 | 0.340 | 2-7 | 0.286 | 10-15 | 0.667 | 2 | 29 | 31/2.8 | 51 | 23-0 | 10 | 16 | 1 | 46/4.2 | | | |
| 9 | Allen, R | 11-0 | 101:20 | 10-30 | 0.333 | 3-15 | 0.200 | 6-6 | 1.000 | 5 | 13 | 18/1.6 | 2 | 9-0 | 4 | 5 | 6 | 29/2.6 | | | |
| 2 | Russell, M | 2-0 | 32:24 | 1-3 | 0.333 | 0-0 | 0.000 | 3-4 | 0.750 | 0 | 3 | 3/1.5 | 2 | 2-0 | 2 | 1 | 1 | 5/2.5 | | | |
| 41 | Stokes, K | 11-3 | 143:27 | 11-25 | 0.440 | 0-0 | 0.000 | 0-0 | 0.000 | 16 | 28 | 44/4.0 | 2 | 26-0 | 6 | 10 | 5 | 22/2.0 | | | |
| | Team | | | | | | | | | | | 111 | | | | 10 | | | | | |
| | New York Liberty | 15-75 | 3025:00 | 440-1028 | 0.428 | 106-332 | 0.319 | 171-219 | 0.781 | 127 | 364 | 602/40.1 | 293 | 320-3 | 106 | 215 | 42 | 1157/77.1 | | | |
| | Team | | | | | | | | | | | 142 | | | | 20 | | | | | |
| | OPPONENTS | 15-75 | 3025:00 | 433-985 | 0.440 | 111-310 | 0.358 | 263-338 | 0.778 | 120 | 399 | 661/44.1 | 285 | 262-1 | 95 | 214 | 55 | 1240/82.7 | | | |
| | | | | ----- SINGLE GAME HIGHS ----- | | | | | ----- AVERAGE PER GAME ----- | | | | | ----- AVERAGE PER 48 MIN ----- | | | | | | | |
| NO | PLAYER | MIN | REB | AST | STL | TO | BLK | PTS | MIN | REB | AST | STL | TO | BLK | PTS | REB | AST | STL | TO | BLK | PTS |
| 31 | Charles, T | 37:23 | 12 | 6 | 3 | 6 | 3 | 34 | 32:34 | 6.7 | 2.9 | 0.9 | 2.9 | 0.7 | 19.6 | 8.3 | 3.6 | 1.1 | 3.5 | 0.9 | 24.1 |
| 5 | Nurse, K | 40:25 | 9 | 4 | 2 | 4 | 1 | 34 | 24:04 | 2.7 | 1.6 | 0.7 | 1.0 | 0.2 | 10.3 | 4.4 | 2.7 | 1.1 | 1.7 | 0.3 | 17.1 |
| 10 | Prince, E | 25:37 | 3 | 5 | 2 | 3 | 0 | 21 | 17:33 | 1.7 | 1.7 | 0.9 | 1.1 | 0.0 | 9.3 | 3.9 | 3.9 | 2.0 | 2.6 | 0.0 | 21.2 |
| 1 | Zellous, S | 32:54 | 6 | 9 | 1 | 3 | 1 | 19 | 22:47 | 2.7 | 2.9 | 0.4 | 1.1 | 0.3 | 8.1 | 4.8 | 5.1 | 0.8 | 2.0 | 0.5 | 14.3 |
| 8 | Hartley, B | 33:33 | 5 | 6 | 3 | 5 | 0 | 18 | 24:23 | 2.7 | 3.8 | 0.9 | 1.9 | 0.0 | 8.0 | 4.5 | 6.2 | 1.4 | 3.1 | 0.0 | 13.1 |
| 17 | Zahui B, A | 23:15 | 8 | 1 | 2 | 5 | 1 | 21 | 14:14 | 2.5 | 0.5 | 0.4 | 1.6 | 0.1 | 7.1 | 6.9 | 1.3 | 1.1 | 4.5 | 0.4 | 19.9 |
| 0 | Coleman, M | 32:09 | 7 | 5 | 4 | 2 | 1 | 12 | 21:15 | 3.2 | 1.8 | 0.8 | 0.8 | 0.2 | 5.8 | 6.0 | 3.3 | 1.4 | 1.4 | 0.3 | 10.8 |
| 14 | Rodgers, S | 26:57 | 6 | 5 | 2 | 4 | 2 | 16 | 17:09 | 3.1 | 1.8 | 0.7 | 1.0 | 0.3 | 5.4 | 7.2 | 4.1 | 1.6 | 2.3 | 0.6 | 12.6 |
| 7 | Vaughn, K | 31:02 | 9 | 3 | 3 | 4 | 1 | 16 | 18:47 | 3.9 | 0.7 | 0.9 | 1.4 | 0.3 | 5.2 | 8.3 | 1.5 | 2.0 | 2.9 | 0.7 | 11.1 |
| 15 | Boyd, B | 27:10 | 6 | 11 | 3 | 4 | 1 | 10 | 15:34 | 2.8 | 4.6 | 0.9 | 1.5 | 0.1 | 4.2 | 7.2 | 11.9 | 2.3 | 3.7 | 0.2 | 10.7 |
| 9 | Allen, R | 20:20 | 3 | 1 | 1 | 1 | 2 | 9 | 09:12 | 1.6 | 0.2 | 0.4 | 0.5 | 0.5 | 2.6 | 7.1 | 0.8 | 1.6 | 2.0 | 2.4 | 11.4 |
| 2 | Russell, M | 18:47 | 2 | 2 | 2 | 1 | 1 | 3 | 16:12 | 1.5 | 1.0 | 1.0 | 0.5 | 0.5 | 2.5 | 3.7 | 2.5 | 2.5 | 1.2 | 1.2 | 6.2 |
| 41 | Stokes, K | 25:46 | 12 | 2 | 2 | 3 | 3 | 6 | 13:02 | 4.0 | 0.2 | 0.5 | 0.9 | 0.5 | 2.0 | 12.3 | 0.6 | 1.7 | 2.8 | 1.4 | 6.1 |

2018 CHICAGO SKY OVERALL STATISTICS (6-9)

| NO | PLAYER | GP-GS | MIN | FGM-FGA | FG% | 3-POINT | | FTM-FTA | FT% | ---REBOUNDS--- | | | AST | PF-DQ | STL | TO | BLK | PTS/AVG |
|--------------------|----------------|-------|---------|----------|-------|---------|-------|---------|-------|----------------|-----|----------|-----|-------|-----|-----|-----|-----------|
| | | | | | | FGM-FGA | FG% | | | OFF | DEF | TOT | | | | | | |
| 14 | Quigley, A | 13-13 | 394:26 | 80-163 | 0.491 | 30-64 | 0.469 | 20-26 | 0.769 | 2 | 22 | 24/1.8 | 33 | 22-0 | 6 | 33 | 8 | 210/16.2 |
| 1 | DeShields, D | 15-14 | 382:44 | 62-157 | 0.395 | 18-52 | 0.346 | 63-75 | 0.840 | 19 | 57 | 76/5.1 | 23 | 34-0 | 11 | 33 | 3 | 205/13.7 |
| 32 | Parker, C | 15-1 | 309:38 | 59-109 | 0.541 | 2-6 | 0.333 | 40-52 | 0.769 | 30 | 75 | 105/7.0 | 10 | 42-0 | 10 | 21 | 16 | 160/10.7 |
| 31 | Dolson, S | 8-6 | 209:35 | 33-72 | 0.458 | 5-16 | 0.313 | 9-9 | 1.000 | 4 | 35 | 39/4.9 | 26 | 18-0 | 4 | 11 | 11 | 80/10.0 |
| 22 | Vandersloot, C | 11-11 | 326:30 | 38-85 | 0.447 | 12-31 | 0.387 | 20-24 | 0.833 | 5 | 22 | 27/2.5 | 84 | 16-0 | 12 | 29 | 3 | 108/9.8 |
| 21 | Faulkner, J | 15-0 | 328:05 | 43-120 | 0.358 | 18-55 | 0.327 | 16-22 | 0.727 | 3 | 17 | 20/1.3 | 56 | 25-0 | 8 | 31 | 2 | 120/8.0 |
| 15 | Williams, G | 15-15 | 385:38 | 48-112 | 0.429 | 3-9 | 0.333 | 20-25 | 0.800 | 22 | 52 | 74/4.9 | 26 | 33-0 | 25 | 17 | 4 | 119/7.9 |
| 45 | Ndour, A | 11-9 | 193:02 | 27-58 | 0.466 | 4-13 | 0.308 | 15-20 | 0.750 | 21 | 24 | 45/4.1 | 5 | 27-0 | 5 | 7 | 9 | 73/6.6 |
| 2 | Copper, K | 14-2 | 211:14 | 30-82 | 0.366 | 6-25 | 0.240 | 16-20 | 0.800 | 9 | 24 | 33/2.4 | 9 | 18-0 | 4 | 14 | 1 | 82/5.9 |
| 41 | Coates, A | 13-0 | 114:40 | 10-19 | 0.526 | 0-0 | 0.000 | 10-16 | 0.625 | 9 | 21 | 30/2.3 | 3 | 13-0 | 2 | 4 | 3 | 30/2.3 |
| 5 | Hopkins, C | 4-4 | 57:49 | 3-6 | 0.500 | 0-0 | 0.000 | 1-1 | 1.000 | 0 | 13 | 13/3.3 | 8 | 2-0 | 2 | 7 | 0 | 7/1.8 |
| 6 | Montgomery, A | 12-0 | 95:42 | 2-16 | 0.125 | 1-3 | 0.333 | 4-4 | 1.000 | 5 | 9 | 14/1.2 | 9 | 12-0 | 2 | 4 | 1 | 9/0.8 |
| 23 | Harper, L | 7-0 | 15:57 | 2-7 | 0.286 | 1-2 | 0.500 | 0-0 | 0.000 | 1 | 1 | 2/0.3 | 3 | 2-0 | 2 | 1 | 0 | 5/0.7 |
| 3 | Bulgak, A | 0-0 | 00:00 | 0-0 | 0.000 | 0-0 | 0.000 | 0-0 | 0.000 | 0 | 0 | 0/0.0 | 0 | 0-0 | 0 | 0 | 0 | 0/0.0 |
| Team | | | | | | | | | | | | 116 | | | | 16 | | |
| Chicago Sky | | 15-75 | 3025:00 | 437-1006 | 0.434 | 100-276 | 0.362 | 234-294 | 0.796 | 130 | 372 | 618/41.2 | 295 | 264-0 | 93 | 228 | 61 | 1208/80.5 |
| Team | | | | | | | | | | | | 119 | | | | 12 | | |
| OPPONENTS | | 15-75 | 3025:00 | 498-1068 | 0.466 | 102-286 | 0.357 | 216-281 | 0.769 | 154 | 373 | 646/43.1 | 333 | 279-1 | 123 | 196 | 78 | 1314/87.6 |

CHICAGO SKY

QUICK FACTS

| | |
|----------------------------------|------------------------|
| Arena (Capacity)..... | Allstate Arena (7,000) |
| Inaugural Season | 2006 |
| All-Time Record | 185-238 (.436) |
| All-Time Playoff Record | 7-12 (.368) |
| WNBA Finals Appearances | 1 |
| WNBA Championships | 0 |
| 2017 Playoffs | None |
| 2017 Record | 12-22 (4th East) |
| 2017 vs. Liberty..... | 1-2 |
| Last 10 Games vs. Liberty..... | 7-3 |
| Current Streak vs. Liberty | W2 |

LIBERTY HISTORY VS. CHICAGO

| | |
|-----------------------|-------|
| All-Time Record | 24-24 |
| Home | 13-11 |
| Away..... | 11-13 |
| Overtime..... | 0-1 |
| Postseason | 0-0 |

Liberty

| | |
|-------------------------|---|
| Most Points | 100 at Chicago (OT) (6/18/14) |
| Fewest Points | 55 at New York (7/18/13) |
| Largest Victory | 30 (92-62) at New York (8/27/17) |
| Individual Points | 31 - Cappie Pondexter at Chicago (6/8/10) |

Sky

| | |
|-------------------------|--|
| Most Points | 105 at Chicago (OT) (6/18/14) |
| Fewest Points | 49 at New York (8/4/11) |
| Largest Victory | 29 (93-64) at Atlanta (7/7/13) |
| Individual Points | 33 - Epiphanny Prince (3x), last at New York (6/27/14) |

RECENT MATCHUPS

2017 RESULTS VS. CHICAGO (2-1)

| | | |
|---------------|-------------------|----------|
| 7/14/17 | at New York | L, 68-78 |
| 7/30/17 | at Chicago | W, 86-82 |
| 8/27/17 | at New York | W, 92-62 |

2018 SCHEDULE/RESULTS VS. CHICAGO (0-2)

| | | |
|---------------|-------------------|-----------|
| 5/20/18 | at Chicago..... | L, 80-76 |
| 6/29/18 | at New York | L, 103-99 |
| 7/1/18 | at Chicago | 5:00 PM |
| 7/15/18 | at New York | 3:00 PM |

2018 NEW YORK LIBERTY VS. CHICAGO SKY STATISTICS (0-2)

| NO | PLAYER | GP-GS | MIN | FGM-FGA | FG% | 3-POINT | | FTM-FTA | FT% | ---REBOUNDS--- | | | AST | PF-DQ | STL | TO | BLK | PTS/AVG |
|------------------|------------|-------|--------|---------|-------|---------|-------|---------|-------|----------------|-----|---------|-----|-------|-----|----|-----|----------|
| | | | | | | FGM-FGA | FG% | | | OFF | DEF | TOT | | | | | | |
| 31 | Charles, T | 2-2 | 59:00 | 18-39 | 0.462 | 3-7 | 0.429 | 4-6 | 0.667 | 4 | 4 | 8/4.0 | 3 | 5-0 | 2 | 7 | 0 | 43/21.5 |
| 10 | Prince, E | 1-1 | 25:37 | 8-12 | 0.667 | 3-4 | 0.750 | 2-2 | 1.000 | 0 | 2 | 2/2.0 | 5 | 3-0 | 2 | 1 | 0 | 21/21.0 |
| 5 | Nurse, K | 2-0 | 48:39 | 8-16 | 0.500 | 3-9 | 0.333 | 7-7 | 1.000 | 2 | 1 | 3/1.5 | 3 | 4-0 | 4 | 2 | 0 | 26/13.0 |
| 17 | Zahui B, A | 2-0 | 42:31 | 10-18 | 0.556 | 2-4 | 0.500 | 3-5 | 0.600 | 4 | 6 | 10/5.0 | 2 | 3-0 | 3 | 4 | 1 | 25/12.5 |
| 15 | Boyd, B | 1-0 | 27:10 | 4-7 | 0.57 | 10-0 | 0.000 | 2-2 | 1.000 | 1 | 2 | 3/3.0 | 6 | 3-0 | 3 | 0 | 0 | 10/10.0 |
| 7 | Vaughn, K | 1-1 | 17:45 | 4-6 | 0.667 | 0-0 | 0.000 | 1-2 | 0.500 | 1 | 3 | 4/4.0 | 0 | 1-0 | 1 | 1 | 1 | 9/9.0 |
| 0 | Coleman, M | 1-1 | 23:08 | 2-8 | 0.250 | 2-3 | 0.667 | 2-2 | 1.000 | 1 | 3 | 4/4.0 | 3 | 2-0 | 2 | 1 | 0 | 8/8.0 |
| 8 | Hartley, B | 2-2 | 44:23 | 5-14 | 0.357 | 2-6 | 0.333 | 2-3 | 0.667 | 1 | 5 | 6/3.0 | 10 | 3-0 | 0 | 1 | 0 | 14/7.0 |
| 14 | Rodgers, S | 2-1 | 41:20 | 3-13 | 0.231 | 2-7 | 0.286 | 0-0 | 0.000 | 3 | 7 | 10/5.0 | 5 | 7-1 | 4 | 1 | 0 | 8/4.0 |
| 41 | Stokes, K | 1-0 | 12:58 | 2-6 | 0.333 | 0-0 | 0.000 | 0-0 | 0.000 | 4 | 1 | 5/5.0 | 0 | 3-0 | 0 | 1 | 0 | 4/4.0 |
| 2 | Russell, M | 1-0 | 13:37 | 0-1 | 0.000 | 0-0 | 0.000 | 3-4 | 0.750 | 0 | 1 | 1/1.0 | 2 | 1-0 | 0 | 0 | 1 | 3/3.0 |
| 1 | Zellous, S | 2-2 | 38:03 | 1-7 | 0.143 | 0-3 | 0.000 | 2-2 | 1.000 | 0 | 7 | 7/3.5 | 3 | 5-0 | 0 | 0 | 1 | 4/2.0 |
| 9 | Allen, R | 1-0 | 05:49 | 0-2 | 0.000 | 0-1 | 0.000 | 0-0 | 0.000 | 0 | 0 | 0/0.0 | 0 | 1-0 | 0 | 0 | 1 | 0/0.0 |
| Team | | | | | | | | | | | | 13 | | | | | 0 | |
| New York Liberty | | 2-10 | 400:00 | 65-149 | 0.436 | 17-44 | 0.386 | 28-35 | 0.800 | 21 | 42 | 76/38.0 | 42 | 41-1 | 21 | 19 | 5 | 175/87.5 |
| Team | | | | | | | | | | | | 13 | | | | 1 | | |
| OPPONENTS | | 2-10 | 400:00 | 65-125 | 0.520 | 17-34 | 0.500 | 36-44 | 0.818 | 14 | 56 | 83/41.5 | 47 | 34-0 | 8 | 29 | 11 | 183/91.5 |

2018 CHICAGO SKY VS. NEW YORK LIBERTY STATISTICS (2-0)

| NO | PLAYER | GP-GS | MIN | FGM-FGA | FG% | 3-POINT | | FTM-FTA | FT% | ---REBOUNDS--- | | | AST | PF-DQ | STL | TO | BLK | PTS/AVG |
|-------------|----------------|-------|--------|---------|-------|---------|-------|---------|-------|----------------|-----|---------|-----|-------|-----|----|-----|----------|
| | | | | | | FGM-FGA | FG% | | | OFF | DEF | TOT | | | | | | |
| 14 | Quigley, A | 2-2 | 58:44 | 12-24 | 0.500 | 4-8 | 0.500 | 8-9 | 0.889 | 0 | 7 | 7/3.5 | 4 | 3-0 | 0 | 5 | 3 | 36/18.0 |
| 1 | DeShields, D | 2-2 | 51:16 | 8-17 | 0.471 | 3-7 | 0.429 | 10-12 | 0.833 | 4 | 5 | 9/4.5 | 5 | 5-0 | 1 | 8 | 1 | 29/14.5 |
| 21 | Faulkner, J | 2-0 | 46:25 | 11-15 | 0.733 | 5-7 | 0.714 | 2-4 | 0.500 | 1 | 6 | 7/3.5 | 10 | 3-0 | 0 | 6 | 0 | 29/14.5 |
| 22 | Vandersloot, C | 1-1 | 29:05 | 4-7 | 0.571 | 2-2 | 1.000 | 4-4 | 1.000 | 1 | 3 | 4/4.0 | 11 | 2-0 | 0 | 1 | 0 | 14/14.0 |
| 15 | Williams, G | 2-2 | 42:28 | 11-16 | 0.688 | 0-0 | 0.000 | 2-3 | 0.667 | 2 | 4 | 6/3.0 | 0 | 4-0 | 5 | 2 | 0 | 24/12.0 |
| 31 | Dolson, S | 2-2 | 55:06 | 6-17 | 0.353 | 2-5 | 0.400 | 3-3 | 1.000 | 0 | 9 | 9/4.5 | 8 | 7-0 | 1 | 3 | 2 | 17/8.5 |
| 45 | Ndour, A | 1-0 | 09:37 | 2-3 | 0.667 | 1-2 | 0.500 | 0-0 | 0.000 | 0 | 1 | 1/1.0 | 1 | 1-0 | 0 | 0 | 1 | 5/5.0 |
| 2 | Copper, K | 2-0 | 23:32 | 3-7 | 0.429 | 0-3 | 0.000 | 3-4 | 0.750 | 1 | 3 | 4/2.0 | 1 | 1-0 | 0 | 2 | 0 | 9/4.5 |
| 32 | Parker, C | 2-0 | 35:36 | 3-11 | 0.273 | 0-0 | 0.000 | 2-2 | 1.000 | 2 | 8 | 10/5.0 | 2 | 4-0 | 1 | 0 | 3 | 8/4.0 |
| 41 | Coates, A | 2-0 | 17:26 | 4-4 | 1.000 | 0-0 | 0.000 | 0-1 | 0.000 | 1 | 0 | 1/0.5 | 0 | 2-0 | 0 | 0 | 0 | 8/4.0 |
| 5 | Hopkins, C | 1-1 | 17:25 | 1-2 | 0.500 | 0-0 | 0.000 | 0-0 | 0.000 | 0 | 7 | 7/7.0 | 3 | 0-0 | 0 | 0 | 0 | 2/2.0 |
| 6 | Montgomery, A | 1-0 | 13:20 | 0-2 | 0.000 | 0-0 | 0.000 | 2-2 | 1.000 | 2 | 3 | 5/5.0 | 2 | 2-0 | 0 | 1 | 1 | 2/2.0 |
| Team | | | | | | | | | | | | 13 | | | | | 1 | |
| Chicago Sky | | 2-10 | 400:00 | 65-125 | 0.520 | 17-34 | 0.500 | 36-44 | 0.818 | 14 | 56 | 83/41.5 | 47 | 34-0 | 8 | 29 | 11 | 183/91.5 |
| Team | | | | | | | | | | | | 13 | | | | 0 | | |
| OPPONENTS | | 2-10 | 400:00 | 65-149 | 0.436 | 17-44 | 0.386 | 28-35 | 0.800 | 21 | 42 | 76/38.0 | 42 | 41-1 | 21 | 19 | 5 | 175/87.5 |

2018 NEW YORK LIBERTY REGULAR SEASON GAME-BY-GAME

| Date | Opponent | W/L | Team/Opp | Home | Road | Total | High Scoring | High Rebounds | High Assists | Opponent Scoring | Atten. |
|---------|----------------|-----|-----------|------|------|-------|---------------------------|-------------------------|----------------------------------|------------------|--------|
| May 20 | at Chicago | L | 76- 80 | 0-0 | 0-1 | 0-1 | Charles-19 | Zahui B.-7 | Hartley-6 | Quigley-22 | 7,922 |
| May 25 | MINNESOTA | L | 72- 78 | 0-1 | 0-1 | 0-2 | Charles-18 | Charles-12 | Hartley-3 | Augustus-21 | 2,319 |
| May 29 | DALLAS | W | 94- 89 | 1-1 | 0-1 | 1-2 | Charles-34 | Charles-10 | Zellous-9 | Cambage-28 | 1,516 |
| June 2 | at Indiana | W | 87-81(OT) | 1-1 | 1-1 | 2-2 | Nurse-34 | Stokes-12 | Nurse-4 | K. Mitchell-26 | 5,575 |
| June 5 | PHOENIX | L | 74-80 | 1-2 | 1-1 | 2-3 | Charles-25 | Zahui B.-8 Charles-8 | Hartley-5 | Griner-26 | 7,215 |
| June 6 | CONNECTICUT | L | 86- 88 | 1-3 | 1-1 | 2-4 | Charles-24 | Charles-9 | Zellous-7 | J. Thomas-19 | 1,581 |
| June 10 | INDIANA | W | 78- 75 | 2-3 | 1-1 | 3-4 | Rodgers-16 | Hartley-4 | Tied with-3 | K. Mitchell-19 | 1,537 |
| June 13 | LAS VEGAS | L | 63- 78 | 2-4 | 1-1 | 3-5 | Charles-19 | Coleman-5 | Coleman-5 | Hamby-17 | 1,419 |
| June 16 | at Minnesota | L | 71- 85 | 2-4 | 1-2 | 3-6 | Charles-12 | Rodgers-4 | Hartley-6 | Fowles-25 | 9,114 |
| June 19 | ATLANTA | W | 79- 72 | 3-4 | 1-2 | 4-6 | Charles-29 | Vaughn-9 | Boyd-11 | McCoughtry-39 | 1,627 |
| June 22 | at Las Vegas | L | 78- 88 | 3-4 | 1-3 | 4-7 | Charles-14 Zahui B.-14 | Charles-8 | Charles-5 Boyd-5 Rodgers-5 | McBride-27 | 5,478 |
| June 24 | at Los Angeles | L | 54- 80 | 3-4 | 1-4 | 4-8 | Zahui B.-21 | Boyd-6 | Boyd-8 | Williams-25 | 9,203 |
| June 26 | PHOENIX | L | 69- 83 | 3-5 | 1-4 | 4-9 | Charles-12 | Charles-8 | Boyd-7 | Taurasi-27 | 1,839 |
| June 28 | at Washington | L | 77- 80 | 3-5 | 1-5 | 4-10 | Prince-21 | Charles-7 | Charles-6 | Delle Donne-22 | 4,473 |
| June 29 | CHICAGO | L | 99-103 | 3-6 | 1-5 | 4-11 | Charles-24 | Stokes-5 | Boyd-6 | DeShields-22 | 1,837 |

2018 NEW YORK LIBERTY REGULAR SEASON GAME-BY-GAME TOTALS

| TEAM | DATE | MIN | FGM | FGA | FG% | 3PM | 3PA | 3P% | FTM | FTA | FT% | OR | DR | REB | AST | STL | BLK | TO | PF | PTS |
|----------------|---------|-----|-----|-----|-------|-----|-----|-------|-----|-----|-------|----|----|-----|-----|-----|-----|----|----|-----|
| at Chicago | May 20 | 200 | 26 | 72 | 0.361 | 9 | 25 | 0.360 | 15 | 19 | 0.789 | 8 | 22 | 30 | 18 | 10 | 4 | 8 | 18 | 76 |
| MINNESOTA | May 25 | 200 | 27 | 72 | 0.375 | 5 | 24 | 0.208 | 13 | 18 | 0.722 | 11 | 23 | 34 | 11 | 4 | 2 | 6 | 20 | 72 |
| DALLAS | May 29 | 200 | 36 | 69 | 0.522 | 9 | 22 | 0.409 | 13 | 16 | 0.812 | 7 | 25 | 32 | 22 | 11 | 3 | 14 | 21 | 94 |
| at Indiana | June 2 | 225 | 27 | 68 | 0.397 | 3 | 19 | 0.158 | 30 | 32 | 0.938 | 12 | 34 | 46 | 14 | 4 | 5 | 20 | 18 | 87 |
| PHOENIX | June 5 | 200 | 31 | 75 | 0.413 | 9 | 28 | 0.321 | 3 | 5 | 0.600 | 19 | 20 | 39 | 19 | 6 | 0 | 17 | 19 | 74 |
| CONNECTICUT | June 7 | 200 | 32 | 69 | 0.464 | 7 | 25 | 0.280 | 15 | 19 | 0.789 | 6 | 29 | 35 | 25 | 3 | 5 | 11 | 21 | 86 |
| INDIANA | June 10 | 200 | 26 | 57 | 0.456 | 13 | 24 | 0.542 | 13 | 18 | 0.722 | 3 | 19 | 22 | 19 | 6 | 5 | 15 | 20 | 78 |
| LAS VEGAS | June 13 | 200 | 28 | 66 | 0.424 | 4 | 24 | 0.167 | 3 | 6 | 0.500 | 7 | 19 | 26 | 19 | 6 | 4 | 13 | 23 | 63 |
| at Minnesota | June 16 | 200 | 28 | 61 | 0.459 | 8 | 22 | 0.364 | 7 | 7 | 1.000 | 3 | 19 | 22 | 20 | 8 | 2 | 17 | 21 | 71 |
| ATLANTA | June 19 | 200 | 29 | 74 | 0.392 | 5 | 20 | 0.250 | 16 | 20 | 0.800 | 7 | 31 | 38 | 23 | 12 | 0 | 12 | 27 | 79 |
| at Las Vegas | June 22 | 200 | 30 | 80 | 0.375 | 8 | 26 | 0.308 | 10 | 10 | 1.000 | 14 | 24 | 38 | 22 | 10 | 6 | 16 | 25 | 78 |
| at Los Angeles | June 24 | 200 | 23 | 60 | 0.383 | 5 | 18 | 0.278 | 3 | 10 | 0.300 | 2 | 29 | 31 | 14 | 6 | 0 | 15 | 18 | 54 |
| PHOENIX | June 26 | 200 | 27 | 66 | 0.409 | 8 | 19 | 0.421 | 7 | 12 | 0.583 | 8 | 23 | 31 | 19 | 7 | 1 | 15 | 22 | 69 |
| at Washington | June 28 | 200 | 31 | 62 | 0.500 | 5 | 17 | 0.294 | 10 | 11 | 0.909 | 7 | 27 | 34 | 24 | 2 | 4 | 15 | 24 | 77 |
| CHICAGO | June 29 | 200 | 39 | 77 | 0.506 | 8 | 19 | 0.421 | 13 | 16 | 0.813 | 13 | 20 | 33 | 24 | 11 | 1 | 11 | 23 | 99 |

2018 OPPONENT REGULAR SEASON GAME-BY-GAME TOTALS

| TEAM | DATE | MIN | FGM | FGA | FG% | 3PM | 3PA | 3P% | FTM | FTA | FT% | OR | DR | REB | AST | STL | BLK | TO | PF | PTS |
|----------------|---------|-----|-----|-----|-------|-----|-----|-------|-----|-----|-------|----|----|-----|-----|-----|-----|----|----|-----|
| at Chicago | May 20 | 200 | 30 | 63 | 0.476 | 6 | 13 | 0.462 | 14 | 18 | 0.778 | 9 | 34 | 43 | 20 | 5 | 6 | 15 | 19 | 80 |
| MINNESOTA | May 25 | 200 | 27 | 69 | 0.391 | 4 | 18 | 0.222 | 20 | 25 | 0.800 | 10 | 34 | 44 | 13 | 4 | 2 | 9 | 17 | 78 |
| DALLAS | May 29 | 200 | 28 | 59 | 0.475 | 13 | 31 | 0.419 | 20 | 28 | 0.714 | 6 | 26 | 32 | 18 | 8 | 4 | 32 | 20 | 89 |
| at Indiana | June 2 | 225 | 31 | 79 | 0.392 | 7 | 23 | 0.304 | 12 | 18 | 0.667 | 10 | 23 | 33 | 17 | 6 | 1 | 9 | 28 | 81 |
| PHOENIX | June 5 | 200 | 28 | 56 | 0.500 | 7 | 23 | 0.304 | 17 | 19 | 0.895 | 3 | 18 | 21 | 21 | 8 | 4 | 11 | 9 | 80 |
| CONNECTICUT | June 7 | 200 | 33 | 82 | 0.402 | 8 | 25 | 0.320 | 14 | 24 | 0.583 | 16 | 24 | 40 | 22 | 6 | 3 | 9 | 21 | 88 |
| INDIANA | June 10 | 200 | 27 | 66 | 0.409 | 6 | 19 | 0.316 | 15 | 19 | 0.789 | 9 | 22 | 31 | 19 | 7 | 3 | 15 | 19 | 75 |
| LAS VEGAS | June 13 | 200 | 30 | 65 | 0.462 | 3 | 12 | 0.250 | 15 | 20 | 0.750 | 5 | 22 | 27 | 20 | 7 | 4 | 11 | 13 | 78 |
| at Minnesota | June 16 | 200 | 34 | 70 | 0.486 | 6 | 18 | 0.333 | 11 | 14 | 0.786 | 7 | 28 | 35 | 23 | 9 | 0 | 17 | 19 | 85 |
| ATLANTA | June 19 | 200 | 20 | 67 | 0.299 | 5 | 27 | 0.185 | 27 | 34 | 0.794 | 12 | 31 | 43 | 10 | 6 | 4 | 17 | 21 | 72 |
| at Las Vegas | June 22 | 200 | 27 | 64 | 0.422 | 6 | 10 | 0.600 | 28 | 31 | 0.903 | 12 | 31 | 43 | 16 | 8 | 4 | 17 | 15 | 88 |
| at Los Angeles | June 24 | 200 | 31 | 61 | 0.508 | 8 | 20 | 0.400 | 10 | 18 | 0.556 | 3 | 36 | 39 | 27 | 10 | 4 | 9 | 14 | 80 |
| PHOENIX | June 26 | 200 | 26 | 54 | 0.481 | 14 | 23 | 0.609 | 17 | 22 | 0.773 | 3 | 25 | 28 | 19 | 4 | 6 | 13 | 15 | 83 |
| at Washington | June 28 | 200 | 26 | 68 | 0.382 | 7 | 27 | 0.259 | 21 | 22 | 0.955 | 10 | 23 | 33 | 13 | 4 | 5 | 10 | 17 | 80 |
| CHICAGO | June 29 | 200 | 35 | 62 | 0.565 | 11 | 21 | 0.524 | 22 | 26 | 0.846 | 5 | 22 | 27 | 27 | 3 | 5 | 13 | 15 | 103 |

2018 NEW YORK LIBERTY REGULAR SEASON MISCELLANEOUS GAME-BY-GAME

| Opponent | Date | W/L | Score | Ties | LC | Largest lead | | Paint | | 2nd Chance | | Fastbreak | | Off T0's | | Bench | |
|----------------|---------|-----|--------|------|----|--------------|-----|-------|-----|------------|-----|-----------|-----|----------|-----|-------|-----|
| | | | | | | NYL | Opp | NYL | Opp | NYL | OPP | NYL | OPP | NYL | OPP | NYL | OPP |
| at Chicago | May 20 | L | 80-75 | 7 | 8 | 5 | 8 | 28 | 34 | 14 | 8 | 9 | 8 | 15 | 16 | 35 | 34 |
| MINNESOTA | May 25 | L | 78-72 | 5 | 16 | 6 | 6 | 30 | 16 | 18 | 11 | 3 | 13 | 2 | 12 | 29 | 17 |
| DALLAS | May 29 | W | 94-89 | 3 | 3 | 5 | 17 | 28 | 38 | 6 | 10 | 12 | 8 | 10 | 23 | 20 | 13 |
| at Indiana | June 2 | W | 87-81 | 7 | 7 | 20 | 7 | 34 | 22 | 14 | 7 | 8 | 6 | 22 | 8 | 36 | 7 |
| PHOENIX | June 5 | L | 80-74 | 8 | 17 | 8 | 6 | 38 | 28 | 16 | 2 | 0 | 5 | 18 | 11 | 19 | 9 |
| CONNECTICUT | June 7 | L | 88-86 | 1 | 8 | 15 | 4 | 36 | 40 | 5 | 19 | 3 | 4 | 15 | 14 | 21 | 25 |
| INDIANA | June 10 | W | 78-75 | 14 | 18 | 7 | 5 | 16 | 24 | 9 | 12 | 0 | 0 | 17 | 12 | 32 | 25 |
| LAS VEGAS | June 13 | L | 78-63 | 1 | 6 | 5 | 26 | 26 | 34 | 8 | 11 | 6 | 2 | 22 | 12 | 16 | 30 |
| at Minnesota | June 16 | L | 85-71 | 0 | 2 | 1 | 24 | 22 | 42 | 3 | 1 | 9 | 8 | 24 | 12 | 40 | 26 |
| ATLANTA | June 19 | W | 99-72 | 2 | 0 | 16 | 0 | 42 | 22 | 10 | 13 | 10 | 6 | 11 | 14 | 22 | 6 |
| at Las Veas | June 22 | L | 88-78 | 9 | 3 | 4 | 10 | 22 | 18 | 8 | 17 | 2 | 6 | 23 | 20 | 37 | 29 |
| at Los Angeles | June 24 | L | 80-54 | 0 | 0 | 0 | 31 | 28 | 34 | 2 | 0 | 2 | 7 | 8 | 11 | 36 | 37 |
| PHOENIX | June 26 | L | 83-69 | 0 | 0 | 0 | 19 | 30 | 14 | 9 | 2 | 9 | 11 | 8 | 22 | 28 | 10 |
| at Washington | June 28 | L | 80-77 | 8 | 11 | 5 | 10 | 40 | 32 | 10 | 15 | 12 | 7 | 14 | 18 | 14 | 20 |
| CHICAGO | June 29 | L | 103-99 | 5 | 11 | 11 | 7 | 44 | 32 | 16 | 10 | 6 | 0 | 10 | 15 | 35 | 27 |

2018 NEW YORK LIBERTY REGULAR SEASON SCORE BY PERIOD

| Date | Team | W/L | NEW YORK LIBERTY | | | | | | | | OPPONENTS | | | | | | | |
|---------|----------------|-----|------------------|-----|----------|-----|-----|----------|----|-------|-----------|-----|----------|-----|-----|----------|----|-------|
| | | | 1st | 2nd | 1st Half | 3rd | 4th | 2nd Half | OT | Total | 1st | 2nd | 1st Half | 3rd | 4th | 2nd Half | OT | Total |
| May 20 | at Chicago | L | 22 | 18 | 40 | 11 | 24 | 35 | | 76 | 22 | 16 | 38 | 18 | 24 | 42 | | 80 |
| May 25 | MINNESOTA | L | 19 | 17 | 36 | 23 | 13 | 36 | | 72 | 21 | 20 | 41 | 14 | 23 | 37 | | 78 |
| May 29 | DALLAS | W | 14 | 23 | 37 | 22 | 35 | 57 | | 94 | 31 | 15 | 46 | 22 | 21 | 43 | | 89 |
| June 2 | at Indiana | W | 21 | 25 | 46 | 12 | 13 | 25 | 16 | 87 | 19 | 10 | 29 | 23 | 19 | 42 | 10 | 81 |
| June 5 | PHOENIX | L | 27 | 11 | 38 | 17 | 19 | 36 | | 74 | 21 | 22 | 43 | 14 | 23 | 37 | | 80 |
| June 7 | CONNECTICUT | L | 29 | 25 | 54 | 17 | 15 | 32 | | 86 | 18 | 23 | 41 | 27 | 20 | 47 | | 88 |
| June 10 | INDIANA | W | 17 | 21 | 38 | 19 | 21 | 40 | | 78 | 18 | 18 | 36 | 19 | 20 | 39 | | 75 |
| June 13 | LAS VEGAS | L | 21 | 12 | 33 | 12 | 18 | 30 | | 63 | 23 | 14 | 37 | 19 | 22 | 41 | | 78 |
| June 16 | at Minnesota | L | 16 | 22 | 38 | 15 | 18 | 33 | | 71 | 28 | 26 | 54 | 20 | 11 | 31 | | 85 |
| June 19 | ATLANTA | W | 17 | 17 | 34 | 16 | 29 | 45 | | 79 | 6 | 18 | 24 | 25 | 23 | 48 | | 72 |
| June 22 | at Las Vegas | L | 15 | 11 | 26 | 26 | 26 | 52 | | 78 | 15 | 19 | 34 | 20 | 34 | 54 | | 88 |
| June 24 | at Los Angeles | L | 12 | 15 | 27 | 14 | 13 | 27 | | 54 | 18 | 25 | 43 | 18 | 19 | 37 | | 80 |
| June 26 | PHOENIX | L | 16 | 21 | 37 | 11 | 21 | 32 | | 69 | 30 | 14 | 44 | 23 | 16 | 39 | | 83 |
| June 28 | at Washington | L | 22 | 17 | 39 | 18 | 20 | 38 | | 77 | 23 | 21 | 44 | 21 | 15 | 36 | | 80 |
| June 29 | CHICAGO | L | 27 | 28 | 55 | 15 | 29 | 44 | | 99 | 26 | 26 | 52 | 22 | 29 | 51 | | 103 |

LEAGUE RANKINGS

| | STAT | RANK |
|-----------------------------|------|------|
| Points Per Game | 77.1 | 10 |
| Opponent Points Per Game | 82.7 | 4 |
| FG Percentage | .428 | 9 |
| Opponent FG Percentage | .440 | 6 |
| Free Throw Percentage | .781 | 9 |
| 3FG Percentage | .319 | 10 |
| Opponent 3FG Percentage | .358 | 4 |
| Offensive Rebounds Per Game | 8.5 | 9 |
| Defensive Rebounds Per Game | 24.3 | 10 |
| Rebounds Per Game | 32.7 | 9 |
| Assists Per Game | 19.5 | 4 |
| Steals Per Game | 7.1 | 6 |
| Turnovers Per Game | 14.3 | 6 |
| Blocks Per Game | 2.8 | 10 |

INDIVIDUAL LEAGUE LEADERS

| TINA CHARLES | STAT | RANK |
|-----------------------------|------|------|
| Scoring Average | 19.6 | 8 |
| Offensive Rebounds Per Game | 1.7 | 14 |
| Defensive Rebounds Per Game | 5.1 | 14 |
| Rebounds Per Game | 6.7 | 12 |
| Minutes Per Game | 32.6 | 4 |
| Blocks Per Game | 0.73 | 16 |

| BRIA HARTLEY | STAT | RANK |
|------------------|------|------|
| Assists Per Game | 3.8 | 14 |

| BRITTANY BOYD | STAT | RANK |
|------------------|------|------|
| Assists Per Game | 4.6 | 7 |

2018 WNBA STANDINGS

| LEAGUE OVERALL | W | L | PCT | GB | CONF | HOME | ROAD | L-10 | STREAK |
|-----------------------|----|----|-------|------|------|------|------|------|--------|
| #1 Phoenix Mercury | 12 | 5 | 0.706 | - | 6-3 | 4-3 | 8-2 | 8-2 | W 2 |
| #2 Seattle Storm | 11 | 5 | 0.688 | 0.5 | 6-4 | 7-3 | 4-2 | 6-4 | W 1 |
| #3 Los Angeles Sparks | 11 | 5 | 0.688 | 0.5 | 4-4 | 7-1 | 4-4 | 7-3 | L 2 |
| #4 Washington Mystics | 10 | 5 | 0.667 | 1 | 7-1 | 6-3 | 4-2 | 6-4 | W 4 |
| #5 Connecticut Sun | 9 | 6 | 0.600 | 2 | 6-4 | 5-1 | 4-5 | 4-6 | W 1 |
| #6 Minnesota Lynx | 9 | 6 | 0.600 | 2 | 5-3 | 5-2 | 4-4 | 7-3 | W 6 |
| #7 Dallas Wings | 7 | 7 | 0.500 | 3.5 | 4-6 | 4-2 | 3-5 | 5-5 | W 1 |
| #8 Atlanta Dream | 7 | 8 | 0.467 | 4 | 4-3 | 4-2 | 3-6 | 5-5 | L 2 |
| #9 Chicago Sky | 6 | 9 | 0.400 | 5 | 4-4 | 4-4 | 2-5 | 4-6 | W 3 |
| #10 Las Vegas Aces | 6 | 11 | 0.353 | 6 | 2-7 | 3-5 | 3-6 | 5-5 | W 1 |
| #11 New York Liberty | 4 | 11 | 0.267 | 7 | 3-4 | 3-6 | 1-5 | 2-8 | L 5 |
| #12 Indiana Fever | 1 | 15 | 0.063 | 10.5 | 1-9 | 1-8 | 0-7 | 1-9 | L 5 |

LIBERTY 2018 SEASON HEADLINES

- New York finished with the best record in the WNBA Eastern Conference for the 3rd-straight season, going 22-12 overall, earning the No. 3 seed in the WNBA Playoffs.
- The Liberty posted three consecutive seasons with at least 20 victories.
- New York lost to Washington in the 2nd Round of the WNBA Playoffs, falling in a single-elimination game at The Garden 82-68.
- Tina Charles finished the season ranked 3rd in the WNBA in scoring, 4th in rebounding, and 6th in minutes (32.2 mpg). She was named 1st Team All-WNBA for a 3rd-straight season and named 1st Team WNBA All-Defensive for the 1st time in her career. Charles was named 1st Team All-WNBA for a 2nd-straight season, becoming the 1st Liberty player to earn the accolade in back-to-back seasons.
- Katie Smith became the 7th head coach in franchise history this year. Smith retired following the 2013 season in New York, and spent the last four years as an assistant coach with the Liberty, having been promoted to Associate Head Coach prior to the 2016 season.

KEY MATCHUP

Brittany Boyd and Courtney Vandersloot have proven to be two of the best facilitators in the league this season, as both rank top-seven in assists per game. The pair missed the season's first matchup between these two teams, but they made up for lost time in the most recent contest with impressive passing performances. Vandersloot racked up 11 assists while turning the ball over just once, while Boyd finished with six helpers and zero turnovers.

LAST MEETING

On June 30, 2018, New York and Chicago combined for 202 points as the Sky bested the Liberty, 103-99.

Rookie Diamond DeShields led the Sky with 22 points, and she was one of just six Chicago players to score in double figures.

Tina Charles led the Liberty with 24 points, and Epiphanny Prince chipped in 21. The loss was New York's fifth in a row.

ANOTHER DAY, ANOTHER MILESTONE

With her seventh point of the game against the Sky on Friday, Tina Charles surpassed Tangela Smith to move into 17th on the WNBA all-time scoring list. The veteran now needs 54 points to move past former teammate Swin Cash into 16th all-time.

PIPH'S EMERGENCE

Epiphanny Prince's season got off to a slow start as she worked her way back from a concussion. But over the past two games, the veteran has broken out, averaging 21.0 points per contest on 64 percent shooting from the field. She has also drained seven of her 10 attempts from distance over that span, and she has yet to miss from the free throw line this season.

LIBERTY FACTS & FIGURES - KEY NUMBERS

| | | |
|---|---------|---|
| 9 | season. | 5 |
| New York has netted nine threes as a team three times this season going 1-2 (Chicago (5/20), Dallas (5/29) and Phoenix (6/5)). | | Sugar Rodgers' five triples against Indiana (6/10) marked the most makes by a Liberty player this season. |
| 34 | | 15 |
| The Liberty have had two players-Tina Charles vs. Dallas (5/29) and Kia Nurse at Indiana (6/2)-finish with 34 points and are 2-0 when they do | | The 15 point loss to Las Vegas marked the first time the team faced a double-digit setback. |
| 6 | | 11 |
| Kiah Stokes is six blocks away from tying first all-time in Liberty history. | | Brittany Boyd became the first player in WNBA history to reach 11 assists in under 20 minutes of play. |
| 6 | | |
| Bria Hartley has finished with six assists three times this | | |

IMPRESSIVE OFFENSE

Despite a pair of a tough losses, the Liberty offense has had impressive performances in each of the past two contests. Over that span, they've shot 50.4 percent from the field and 85 percent from the charity stripe while racking up 24.0 assists per game.

NEW YORK VS. CHICAGO RECAP (6/29)

LIBERTY COME UP JUST SHORT IN SLUGFEST, 103-99

Season-best scoring effort not enough to overcome the streaking Sky

White Plains, NY – June 29, 2018 – Clutch shots managed to keep the New York Liberty within striking distance of the Chicago Sky until the final buzzer, but they could not get a crucial stop down the stretch, falling 103-99 at the Westchester County Center on Friday night.

It was the second nail-biter in as many nights for the Liberty (4-11), who were playing the second leg of a back-to-back after losing on a buzzer-beater in Washington yesterday evening. In two defeats to the Sky (6-9) this season, New York has lost by a combined eight points.

Liberty guard Shavonte Zellous commented on the tough loss. "It's more frustrating because it's not like we're getting blown out with these losses. It's like one possession, two possessions, that we either didn't get to the board or we didn't capitalize on our offense. That hurts us sometimes and puts us in tough situations. These games are going to keep coming and they can break us down or build us up and right now we're learning to let these games build us up."

Tina Charles got off to a quick start for the Liberty, scoring their first seven points of the game. With her seventh, she surpassed Tangela Smith to move into 17th on the WNBA all-time scoring list. The veteran finished the game with a team-leading 24 points and has scored in double-figures in every game this season. She also has concluded six games with over 20 points.

Epiphanny Prince chipped in 21 for the Liberty, her second consecutive game with that total. The guard is shooting 64 percent from the field and has seven threes over her past two games. Brittany Boyd and Amanda Zahui B joined Charles and Prince in double figures with 10 points apiece off the bench.

Head coach Katie Smith commented on Prince's recent play. "The last two nights it's been really nice to have her contributions. Not only is she a great scorer in a variety of ways, but she can also find people and is a good facilitator. It's really nice to have that presence because the other team has to honor her when she is on the floor. It's really a positive to see her to be able to produce like this."

The Liberty shot 50 percent from the field and gathered 24 assists for the second consecutive game. Their 99 points were the most they have scored this season, but so were the 103 points they allowed.

The loss was the New York's fifth in a row, and their seventh in their last eight games. They do not have to wait long for a shot at redemption, as they face the Sky in Chicago on Sunday. Tipoff is set for 6:00 p.m. (ET) at the Wintrust Arena.

NEW YORK AT WASHINGTON RECAP (6/28)

NEW YORK FALLS AT THE BUZZER, 80-77

The Liberty come up just short against the conference-leading Mystics

Washington, DC – June 28, 2018 – Despite a double-team, Tina Charles made a tough bank shot with seven seconds remaining to tie the game at 77 apiece for the New York Liberty. However, the Washington Mystics' Elena Delle Donne made sure there was no overtime. Her three at the buzzer gave the Mystics (10-5) an 80-77 victory over the Liberty (4-10) at the Capital One Arena on Thursday night.

The contest saw 11 lead changes and eight ties, as neither team could build a lead larger than nine. It was the eighth Liberty game this season settled by six or fewer points, and it was their second defeat this year by way of a buzzer-beating three.

Epiphanny Prince led New York with 21 points, her season-high, making eight of her 13 attempts from the field. The guard had scored just 23 points total in her first five appearances this season.

Charles contributed 18 points for the Liberty, along with seven rebounds and six assists. Kia Vaughn joined Prince and Charles in double figures, scoring a season-high 16 points. Her previous high was eight, a total she exceeded in the first half.

Both team cashed in from the free throw line, missing just one apiece, but Washington had 22 attempts compared to New York's 11.

The Liberty have now lost four games in a row, and six out of their last seven. They have a quick turnaround, as they take on the Chicago Sky at home tomorrow evening. The game is set to begin at 7:30 p.m. (ET) at the Westchester County Center.

NEW YORK VS. PHOENIX RECAP (6/26)

NEW YORK UNABLE TO CONTAIN PHOENIX, 83-69

The Mercury were red-hot from deep in the Liberty's return home

NEW YORK LIBERTY FRANCHISE ALL TIME LEADERS

POINTS SCORED

| | | |
|-----|---------------------|--------------|
| 1. | Vickie Johnson | 3,246 |
| 2. | Cappie Pondexter | 2,970 |
| 3. | Tina Charles | 2,823 |
| 4. | Becky Hammon | 2,367 |
| 5. | Crystal Robinson | 2,301 |
| 6. | Shameka Christon | 2,295 |
| 7. | Tari Phillips | 1,826 |
| 8. | Essence Carson | 1,790 |
| 9. | Janel McCarville | 1,448 |
| 10. | Tamika Whitmore | 1,394 |

SCORING AVERAGE (AS OF LAST SEASON)

| | | |
|-----|---------------------|-------------|
| 1. | Tina Charles | 18.9 |
| 2. | Cappie Pondexter | 17.9 |
| 3. | Tari Phillips | 12.9 |
| 4. | Sophia Witherspoon | 12.1 |
| 5. | Shameka Christon | 11.6 |
| 6. | Vickie Johnson | 11.5 |
| 7. | Janel McCarville | 11.3 |
| 8. | Ann Wauters | 11.3 |
| 9. | Crystal Robinson | 10.7 |
| 10. | Plenette Pierson | 10.6 |

REBOUNDS

| | | |
|-----|---------------------|--------------|
| 1. | Tina Charles | 1,333 |
| 2. | Tari Phillips | 1,077 |
| 3. | Vickie Johnson | 1,053 |
| 4. | Sue Wicks | 788 |
| 5. | Teresa Weatherspoon | 750 |
| 6. | Cathrine Kraayeveld | 703 |
| 7. | Kia Vaughn | 699 |
| 8. | Janel McCarville | 695 |
| 9. | Shameka Christon | 679 |
| 10. | Kiah Stokes | 676 |

BLOCKED SHOTS

| | | |
|-----|---------------------|------------|
| 1. | Sue Wicks | 155 |
| 2. | Kiah Stokes | 149 |
| 3. | Elena Baranova | 147 |
| 4. | Shameka Christon | 133 |
| 5. | Janel McCarville | 113 |
| | Tina Charles | 113 |
| 7. | Tamika Whitmore | 98 |
| 8. | Plenette Pierson | 85 |
| 9. | Rebecca Lobo | 84 |
| 10. | Essence Carson | 83 |

3PT FIELD GOALS MADE

| | | |
|-----|----------------------|------------|
| 1. | Crystal Robinson | 400 |
| 2. | Becky Hammon | 331 |
| 3. | Shameka Christon | 288 |
| 4. | Cappie Pondexter | 236 |
| 5. | Leilani Mitchell | 233 |
| 6. | Sugar Rodgers | 229 |
| 7. | Vickie Johnson | 221 |
| 8. | Cathrine Kraayeveld | 215 |
| 9. | Nicole Powell | 167 |
| 10. | Loree Moore | 140 |

TIMES LED THE LIBERTY IN

| | PTS | REB | AST | STL | BLK | MIN | 10+ PTS | 15+ PTS | 20+ PTS | 30+ PTS | 5+ REB | 10+ REB | 5+ AST | 10+ AST | 3+ STL | 3+ BLK | DBL-DBL |
|------------------|-----|-----|-----|-----|-----|-----|---------|---------|---------|---------|--------|---------|--------|---------|--------|--------|---------|
| Sugar Rodgers | 1 | 1 | 1 | 1 | 1 | | 1 | 1 | | | 1 | | | | 1 | | |
| Marissa Coleman | 1 | 1 | 1 | 3 | | | 2 | | | | 2 | | | | | | |
| Tina Charles | 11 | 8 | 3 | 3 | 4 | 12 | 14 | 10 | 6 | 1 | 8 | 1 | 1 | | | | 3 |
| Bria Hartley | | 1 | 5 | 5 | | 1 | 3 | 1 | | | | | 3 | | | | |
| Shavonte Zellous | | | 3 | 1 | 1 | | 6 | 2 | | | 1 | | 2 | | | | |
| Kia Nurse | 1 | | 2 | 3 | 2 | 2 | 6 | 2 | 1 | 1 | 1 | | | | | | |
| Amanda Zahui B. | 2 | 2 | | 2 | 1 | | 3 | 1 | 1 | | 2 | | | | | | |
| Mercedes Russell | | | | 1 | 1 | | | | | | | | | | | | |
| Rebecca Allen | | | | | 3 | | | | | | | | | | | | |
| Brittany Boyd | | 1 | 6 | 2 | | | | | | | 1 | | 3 | 1 | | | |
| Epiphanny Prince | 1 | | | 2 | | | 2 | 2 | 2 | | | | | | | | |
| Kiah Stokes | | 2 | | 1 | 3 | | | | | | 2 | 1 | | | | | |
| Kia Vaughn | | 1 | | 4 | 1 | | 1 | 1 | | | 2 | | | | | | |

NEW YORK'S RECORD WHEN...

| | |
|--|------|
| Overall..... | 4-11 |
| At home | 3-6 |
| On the road | 1-5 |
| Against Eastern Conference..... | 3-4 |
| Against Western Conference..... | 1-7 |
| After a win | 1-1 |
| After a loss | 3-9 |
| In overtime | 1-0 |
| Games decided by 1-3 points | 1-2 |
| Games decided by 4-5 points | 1-2 |
| Games decided by 6-10 points | 2-3 |
| Games decided by 11-20 points | 0-3 |
| Games decided by 20+ points..... | 0-1 |
| Scoring 70+ points | 4-9 |
| Scoring under 70 points | 0-2 |
| Opponent scores 70+ points | 4-11 |
| Opponent scores under 70 points | 0-0 |
| Shooting under 44 percent..... | 2-7 |
| Shooting 44-49 percent | 1-2 |
| Shooting 50-54 percent | 1-2 |
| Shooting 55-59 percent | 0-0 |
| Shooting 60 percent or higher..... | 0-0 |
| Outrebound opponent | 1-2 |
| Opponent outrebounds New York | 3-8 |
| Rebounds are even..... | 1-0 |
| Creates more turnovers | 3-4 |
| Opponent creates more turnovers | 1-6 |
| Turnovers are even | 0-1 |
| Scores more points off turnovers..... | 2-5 |
| Opponent scores more points off turnovers..... | 2-5 |
| Points off turnovers is even | 0-0 |
| Scores more points in the paint | 3-6 |
| Opponent scores more points in the paint..... | 1-5 |
| Points in the paint is even | 0-0 |
| Scores more 2nd chance points | 2-5 |
| Opponent scores more 2nd chance points..... | 2-6 |
| 2nd chance points are even..... | 0-0 |
| Scores more fast break points..... | 2-5 |
| Opponent scores more fast break points | 0-5 |
| Fast break points are even | 1-0 |
| Scores more bench points | 4-7 |
| Opponent scores more bench points | 0-4 |
| Bench points are even | 0-0 |
| On Monday..... | 0-0 |
| On Tuesday | 2-2 |
| On Wednesday | 0-1 |
| On Thursday | 0-2 |
| On Friday..... | 0-3 |
| On Saturday | 1-0 |
| On Sunday..... | 1-3 |

AP WNBA PRESEASON POLL

| Rank | Team |
|------|-----------------|
| 1. | Minnesota (9) |
| 2. | Los Angeles (5) |
| 3. | Connecticut |
| 4. | Phoenix |
| 5. | New York |
| 6. | Dallas |
| 7. | Seattle |
| 8. | Washington |
| 9. | Atlanta |
| 10. | Chicago |
| 11. | Las Vegas |
| 12. | Indiana |

White Plains, NY – June 26, 2018 – An early three-point barrage gave the Phoenix Mercury an 18-point lead midway through the second quarter, but a 17-4 New York Liberty run cut the deficit to five with under a minute to play in the first half. After trading baskets to start the second half, the Mercury (11-5) pulled away, 83-69, at the Westchester County Center on Tuesday night.

Diana Taurasi led the charge for Phoenix in the first half, hitting all six of her attempts from the field, including five from deep. The veteran finished with a team-high 27 points, and her seven threes were the most this season by a Liberty (4-9) opponent.

Head coach Katie Smith commented on Phoenix's performance from distance. "It's tough because they have shooters all over the floor. Tonight, everyone was hitting shots. Diana shouldn't hit that many threes. Obviously, knowing who she is coming into the ballgame, we needed to run her off the line and make her take tough contested twos."

Tina Charles led New York with 12 points. With a layup in the first quarter, she scored the 5,014th point of her prestigious career, surpassing Taj McWilliams-Franklin to move into 18th on the WNBA all-time scoring list.

Charles discussed the milestone. "I'm thankful to be in this league. When I was younger, I didn't think I would have this much of an impact, so I am very thankful for my coaches, my teammates, the organizations I've played with and that they trust me with my offensive abilities."

Bria Hartley added 11 points for the Liberty, along with five rebounds and three assists. The starting point guard is averaging 14.5 points a game against Phoenix this season. Brittany Boyd racked up seven assists in the contest off the bench—she has averaged 7.8 assists per game over the last four.

Similar to the last matchup against Phoenix (6/5), New York once again won the battle on the offensive glass with an 8-3 advantage, but the Mercury made up for the disparity at the free throw line with 10 more attempts.

The defeat was the Liberty's third straight, marking their longest losing streak of the season. They will have the chance to turn things around on Thursday when they face the Washington Mystics for the first time this season. Tipoff is set for 7:00 p.m. (ET) at the Capital One Arena.

NEW YORK AT LOS ANGELES RECAP (6/24)

NEW YORK OFFENSE SPUTTERS IN LOS ANGELES

Liberty score season-low 54 points in a loss to the Sparks

Los Angeles, California – June 24, 2018 – The New York Liberty trailed the Los Angeles Sparks by just two points midway through the second quarter. However, an 18-4 run to end the half gave the Sparks (10-3) a double-digit lead they would protect until the final buzzer sounded, 80-54, Sunday evening at the Staples Center.

Smith on today's game. "We just came from Vegas, and you know they have some true fives and four players, so we knew they were going to be cutting a lot, driving a lot, and we wanted to keep our defense in and make them take jump-shots. Make them take contested threes [...] but really, biggest thing is, we can't put the ball in the hole. Got to find a way to score, 54 points isn't going to cut it."

The game saw a return to the lineup for Shavonte Zellous, who missed the matchup against the Las Vegas Aces on Friday due to illness. Epiphanny Prince, who has been gradually working her way back from a concussion, entered the Liberty starting lineup for the first time this season.

Amanda Zahui B led the Liberty (4-8) with 21 points off the bench, establishing a new career-high. The center has averaged 17.5 points per game over the past two and has drained a pair of threes in both contests.

Zahui B on her performance today. "It sucks that we lost, so you know I'd rather for us to win, but you know obviously it feels good showing my team that they can have confidence in me. The coaches are letting me shoot, letting me do what I'm comfortable with doing, so I just got to improve on that, and do a better job on the defensive side."

Brittany Boyd had a solid all-around game for New York, notching seven points, six rebounds, and eight assists. Tina Charles scored in double figures for the 12th straight game to start the season, but her 10 points were a new season-low.

The Liberty failed to secure a victory in their two-game West Coast road trip. They will look to turn things around when they host the Phoenix Mercury on Tuesday night. The matchup is set to begin at 7:00 p.m. (ET) at the Westchester County Center.

POSTGAME QUOTES (6/29)

Shavonte Zellous on the losses in the past two days...

"It's more frustrating because it's not like we're getting blown out with these losses. It's like one possession, two possessions, that we either didn't get to the board or we didn't capitalize on our offense. That hurts us sometimes and puts us in tough situations. These games are going to keep coming and they can break us down or build us up and right now we're learning to let these games build us up."

Zellous on the close games

"It's more frustrating because it's not like we're getting blown out with these losses, besides the Phoenix loss. It's like one possession, two possessions, that we either didn't get to the board, was a turnover, or we didn't capitalize on our offense. That hurts us sometimes and puts us in tough situations like this or like last night against Washington where they beat us in a buzzer beat. Like Katie always preaches to us, these games are going to keep coming and they can break us down or build us up and right now we're learning to let these games build us up instead of break us down."

Marissa Coleman on her injury

"It's day-by-day but it's a lot better than it was on the first day."

Epiphanny Prince on the loss...

"Coach told me to be more aggressive and take shots. It was fun when we were hitting shots, but it got frustrating because we had to start hitting them at the end."

COACH'S CORNER

6/29 Postgame Quotes

Head coach Katie Smith on back to back tough losses . . .

"Another tough one. We were able to put points on the board which felt good. We just couldn't get stops on the defensive end when we needed. Chicago also shot the ball very well at the end of the game. We missed a bunch of layups and good looks. If those go down then we probably would've had momentum."

Smith on Epiphanny Prince's back to back 20+ point games . . .

"The last two nights it's been really nice to have her contributions. Not only is she a great scorer in a variety of ways, 3 balls, pull ups, finishing at the rim. She can also find people and is a good facilitator. It's really nice to have that presence because the other team has to honor her when she is on the floor. Coming off back to back games it's really a positive to see her to be able to produce like this."

Smith on the contributions from Brittany Boyd . . .

"I thought it was a great game for her. Last night, she couldn't quite find her rhythm. She's always going to bring energy. I thought tonight she was very composed and found the people she needed to. She was aggressive on defense and patient on the offensive end. I know this is something she works on to be able to make the right read, when to go to score and when to find others. I thought she had a really nice night."

Smith on the season Tina Charles is having . . .

"She is consistently our best scorer. We need her presence, scoring and facilitating. She is a focal point that we really go through. We need that every single night. Rebounding, defensive end, she's solid. On the offensive end, she is playing inside out. She needs to touch the ball every single possession. Not necessarily that she is shooting it but she needs to touch it to create for others and put pressure on the defense."

Smith on the Liberty's effort . . .

"Our effort these last two games have been solid. Our effort has been some of the best for the whole season, for forty minutes. I thought we had been locked in, playing hard and together. The little things: the not boxing out, the loose balls, not getting on the floor, silly fouls here and there, not making shots at times. Those are the things that kind of creep up and bite us."

Smith on the Sky's offense . . .

"They picked us apart a little bit. They were moving the ball and finding the open person. They were hitting tough shots also. Their guards do a nice job handling pressure and seeing what's there. [Stefanie] Dolson, [Gabby] Williams, [Diamond] DeShields were all knocking down the shots they were given."

HOME/AWAY SPLITS

| HOME/ROAD SPLITS | | |
|------------------|----------|------|
| HOME | STAT | AWAY |
| 3-6 | RECORD | 1-5 |
| 79.3 | PPG | 73.8 |
| 82.9 | OPP PPG | 82.3 |
| .440 | FG% | .409 |
| .438 | OPP FG% | .442 |
| .332 | 3PT% | .299 |
| .357 | OPP 3PT% | .360 |
| .738 | FT% | .843 |
| 40.1 | RPG | 40.2 |
| 20.1 | APG | 18.6 |
| 7.3 | SPG | 6.6 |
| 13.4 | TO | 15.6 |
| 2.3 | BLK | 3.5 |

| | RECORD | HOME | ROAD | OT | TEAM WINNING & LOSING STREAKS: | | |
|---------|--------|------|------|-----|----------------------------------|----------------------------|-------------------------|
| Overall | 4-11 | 3-6 | 1-5 | 1-0 | OVERALL | HOME | ROAD |
| EASTERN | 3-4 | 2-2 | 1-2 | 1-0 | Loss - 5 | Loss - 2 | Loss - 4 |
| WESTERN | 1-7 | 1-4 | 0-3 | 0-0 | Long: Win - 2 | Win - 1 | Win - 1 |
| | | | | | Loss - 4 | Loss - 2 | Loss - 4 |
| | | | | | Last: Win - 6/19 - vs. ATL 79-72 | Win - 6/19 - vs. ATL 79-72 | Win - 6/2 @ IND 87-81 |
| | | | | | Loss - 6/29 vs. CHI 103-99 | Loss - 6/29 vs. CHI 103-99 | Loss - 6/28 @ WAS 80-77 |

| | WON | LOST | OFFENSE | VsOPP | HOME ATTENDANCE | At Start Of: | OVERALL | HOME | ROAD | FG% | OVERALL | HOME | ROAD |
|------|-----|------|---------|-------|-----------------|--------------|----------|--------|------------|-----|---------|------|--------|
| May | 1 | 2 | 70+ | 4-8 | .500+ | 2-7 | Games: | 9 | 2nd Ahead: | 2-3 | 1-3 | 1-0 | -44% |
| June | 3 | 9 | 70< | 0-3 | .500< | 2-4 | Total: | 20,890 | Behind: | 2-6 | 2-3 | 0-3 | 45-49% |
| July | 0 | 0 | DEFENSE | | | | Average: | 2,321 | Tied: | 0-2 | 0-0 | 0-2 | 50-54% |
| Aug. | 0 | 0 | 70+ | 4-11 | | | High: | 7,215 | 3rd Ahead: | 3-3 | 2-3 | 1-1 | 55-59% |
| Sep. | 0 | 0 | 70< | 0-0 | | | | | Behind: | 1-8 | 1-4 | 0-4 | +60% |
| | | | | | | | | | Tied: | 0-0 | 0-0 | 0-0 | |
| | | | | | | | | | 4th Ahead: | 3-2 | 2-2 | 1-0 | |
| | | | | | | | | | Behind: | 1-9 | 1-4 | 0-6 | |
| | | | | | | | | | Tied: | 0-0 | 0-0 | 0-0 | |

| | | | |
|----------------------------------|----------------------|--|-----------------------|
| Largest margin victory |7 vs. ATL 6/19 | Largest rebounding margin | 18 @ PHO 6/5 |
| Smallest margin victory |3 vs. IND 6/10 | Opp. largest rebounding margin | 13 @ CHI 5/20 |
| Largest margin of defeat |26 @ LA 6/24 | 13 @ MIN 6/13 | |
| Smallest margin of defeat |2 vs. CON 6/7 | Largest points in the paint margin | 20 vs. ATL 6/19 |
| Largest lead |20 @ IND 6/2 | Opp. largest point in the paint margin | 20 @ MIN 6/16 |
| Largest lead blown (loss) |15 vs. CON 6/7 | Largest second chance points margin | 14 vs. MIN 5/25 |
| Largest deficit |31 @ LA 6/24 | 14 vs. CON 6/7 | |
| Largest deficit overcome for win |17 vs. DAL 5/29 | Opp. largest second chance points margin | 16 @ MIN 6/16 |

| MARGINS | 1 | 2 | 3 | 4 | 5 | 6 | 7 | 8 | 9 | 10 | 11 | 12 | 13 | 14 | 15 | 16 | 17 | 18 | 19 | 20 | 21 | 22 | 23 |
|----------|----|----|----|----|----|----|----|----|----|----|----|----|----|----|----|----|----|----|----|----|----|----|-----|
| Won By: | | | 1 | | 1 | 1 | 1 | | | | | | | 2 | 1 | | | | | | | | |
| Lost By: | | 1 | 1 | 2 | | 2 | | | | 1 | | | | | | | | | | | | | |
| | 24 | 25 | 26 | 27 | 28 | 29 | 30 | 31 | 32 | 33 | 34 | 35 | 36 | 37 | 38 | 39 | 40 | 41 | 42 | 43 | 44 | 45 | 46+ |
| Won By: | | | | | | | | | | | | | | | | | | | | | | | |
| Lost By: | | | 1 | | | | | | | | | | | | | | | | | | | | |

2018 NEW YORK LIBERTY STARTING LINEUP COMBINATIONS

| GAME | GUARD | GUARD | GUARD/FORWARD | FORWARD | CENTER | RECORD |
|--------------|---------|---------|---------------|---------|---------|--------|
| 5/20 @ CHI | HARTLEY | RODGERS | ZELLOUS | COLEMAN | CHARLES | 0-1 |
| 5/25 vs. MIN | HARTLEY | ZELLOUS | COLEMAN | CHARLES | STOKES | 0-1 |
| 5/29 vs. DAL | HARTLEY | ZELLOUS | COLEMAN | CHARLES | STOKES | 1-1 |
| 6/2 @ IND | HARTLEY | ZELLOUS | COLEMAN | CHARLES | STOKES | 2-1 |
| 6/5 vs. PHO | HARTLEY | ZELLOUS | COLEMAN | CHARLES | VAUGHN | 0-1 |
| 6/7 vs. CON | HARTLEY | ZELLOUS | COLEMAN | CHARLES | VAUGHN | 0-2 |
| 6/10 vs. IND | HARTLEY | ZELLOUS | COLEMAN | CHARLES | VAUGHN | 1-2 |
| 6/13 vs. LV | HARTLEY | ZELLOUS | COLEMAN | CHARLES | VAUGHN | 1-3 |
| 6/16 @ MIN | HARTLEY | ZELLOUS | COLEMAN | CHARLES | VAUGHN | 1-4 |
| 6/19 vs. ATL | HARTLEY | ZELLOUS | COLEMAN | CHARLES | VAUGHN | 2-4 |
| 6/22 @ LV | HARTLEY | RODGERS | COLEMAN | CHARLES | VAUGHN | 0-1 |
| 6/24 @ LA | HARTLEY | PRINCE | ZELLOUS | CHARLES | VAUGHN | 0-1 |
| 6/26 vs. PHO | HARTLEY | PRINCE | ZELLOUS | CHARLES | VAUGHN | 0-2 |
| 6/28 @ WAS | HARTLEY | PRINCE | ZELLOUS | CHARLES | VAUGHN | 0-3 |
| 6/29 vs. CHI | HARTLEY | PRINCE | ZELLOUS | CHARLES | VAUGHN | 0-4 |

LIBERTY TEAM HIGHS

| | | |
|-----------------------|----|---------------------|
| POINTS | 99 | vs. Chicago (6/29) |
| FIELD GOALS MADE | 39 | vs. Chicago (6/29) |
| FIELD GOALS ATTEMPTED | 80 | @ Las Vegas 6//22 |
| 3-POINT FG MADE | 13 | vs. Indiana (6/10) |
| 3-POINT FG ATTEMPTED | 28 | vs. Phoenix (6/5) |
| FREE THROWS MADE | 30 | @ Indiana (6/2) |
| FREE THROWS ATTEMPTED | 32 | @ Indiana (6/2) |
| OFFENSIVE REBOUNDS | 19 | vs. Phoenix (6/5) |
| DEFENSIVE REBOUNDS | 34 | @ Indiana (6/2) |
| TOTAL REBOUNDS | 46 | @ Indiana (6/2) |
| ASSISTS | 25 | vs. Connecticut 6/7 |
| STEALS | 12 | vs. Atlanta (6/19) |
| BLOCKED SHOTS | 6 | @ Las Vegas 6//22 |
| TURNOVERS | 20 | @ Indiana (6/2) |

LIBERTY TEAM LOWS

| | | |
|-----------------------|----|----------------------|
| POINTS | 54 | @ Los Angeles (6/24) |
| FIELD GOALS MADE | 23 | @ Los Angeles (6/24) |
| FIELD GOALS ATTEMPTED | 57 | vs. Indiana (6/10) |
| 3-POINT FG MADE | 3 | @ Indiana (6/2) |
| 3-POINT FG ATTEMPTED | 17 | @ Washington (6/28) |
| FREE THROWS MADE | 3 | vs. Phoenix (6/5) |
| | 3 | vs. Las Vegas (6/13) |
| | 3 | @ Los Angeles (6/24) |
| FREE THROWS ATTEMPTED | 5 | vs. Phoenix (6/5) |
| OFFENSIVE REBOUNDS | 2 | @ Los Angeles (6/24) |
| DEFENSIVE REBOUNDS | 19 | vs. Indiana (6/10) |
| | 19 | vs. Las Vegas (6/13) |
| | 19 | @ Minnesota (6/16) |
| TOTAL REBOUNDS | 22 | vs. Indiana (6/10) |
| | 22 | @ Minnesota (6/16) |
| ASSISTS | 11 | vs. Minnesota (5/25) |
| STEALS | 2 | @ Washington (6/28) |
| BLOCKED SHOTS | 0 | vs. Phoenix (6/5) |
| | 0 | vs. Atlanta (6/19) |
| | 0 | @ Los Angeles (6/24) |
| TURNOVERS | 6 | vs. Minnesota (5/25) |

OPPONENT TEAM HIGHS

| | | |
|-----------------------|-----|-----------------------|
| POINTS | 103 | vs. Chicago (6/29) |
| FIELD GOALS MADE | 35 | vs. Chicago (6/29) |
| FIELD GOALS ATTEMPTED | 82 | vs. Connecticut (6/7) |
| 3-POINT FG MADE | 14 | vs. Phoenix (6/26) |
| 3-POINT FG ATTEMPTED | 31 | vs. Dallas (5/29) |
| FREE THROWS MADE | 28 | @ Las Vegas 6//22 |
| FREE THROWS ATTEMPTED | 31 | @ Las Vegas 6//22 |
| OFFENSIVE REBOUNDS | 16 | vs. Connecticut (6/7) |
| DEFENSIVE REBOUNDS | 36 | @ Los Angeles (6/24) |
| TOTAL REBOUNDS | 44 | vs. Minnesota (5/25) |
| ASSISTS | 27 | @ Los Angeles (6/24) |
| | 27 | vs. Chicago (6/29) |
| STEALS | 10 | @ Los Angeles (6/24) |
| BLOCKED SHOTS | 6 | at Chicago (5/20) |
| | 6 | vs. Phoenix (6/26) |
| TURNOVERS | 19 | vs. Dallas (5/29) |

OPPONENT TEAM LOWS


| | | |
|-----------------------|----|-----------------------|
| POINTS | 72 | vs. Atlanta (6/19) |
| FIELD GOALS MADE | 20 | vs. Atlanta (6/19) |
| FIELD GOALS ATTEMPTED | 54 | vs. Phoenix (6/26) |
| 3-POINT FG MADE | 3 | vs. Las Vegas (6/13) |
| 3-POINT FG ATTEMPTED | 10 | @ Las Vegas 6//22 |
| FREE THROWS MADE | 10 | @ Los Angeles (6/24) |
| FREE THROWS ATTEMPTED | 14 | @ Minnesota (6/16) |
| OFFENSIVE REBOUNDS | 3 | vs. Phoenix (6/5) |
| | 3 | @ Los Angeles (6/24) |
| | 3 | vs. Phoenix (6/26) |
| DEFENSIVE REBOUNDS | 18 | vs. Phoenix (6/5) |
| TOTAL REBOUNDS | 27 | vs. Las Vegas (6/13) |
| ASSISTS | 10 | vs. Atlanta (6/19) |
| STEALS | 3 | vs. Chicago (6/29) |
| BLOCKED SHOTS | 0 | @ Minnesota (6/16) |
| TURNOVERS | 9 | vs. Minnesota (5/25) |
| | 9 | @ Indiana (6/2) |
| | 9 | vs. Connecticut (6/7) |
| | 9 | @ Los Angeles (6/24) |

LIBERTY INDIVIDUAL HIGHS

| | | |
|-----------------------|----|------------------------------------|
| POINTS | 34 | Tina Charles vs. Dallas (5/29) |
| | 34 | Kia Nurse @ Indiana (6/2) |
| FIELD GOALS MADE | 13 | Tina Charles vs. Dallas (5/29) |
| FIELD GOALS ATTEMPTED | 25 | Tina Charles vs. Phoenix (6/5) |
| 3-POINT FG MADE | 5 | Sugar Rodgers vs. Indiana 6/10 |
| 3-POINT FG ATTEMPTED | 9 | Sugar Rodgers vs. Indiana 6/10 |
| FREE THROWS MADE | 15 | Kia Nurse @ Indiana (6/2) |
| FREE THROWS ATTEMPTED | 16 | Kia Nurse @ Indiana (6/2) |
| OFFENSIVE REBOUNDS | 5 | Tina Charles vs. Minnesota (5/25) |
| | 5 | Amanda Zahui B. vs. Phoenix (6/5) |
| DEFENSIVE REBOUNDS | 9 | Kiah Stokes @ Indiana (6/2) |
| TOTAL REBOUNDS | 12 | Tina Charles vs. Minnesota (5/25) |
| | 12 | Kiah Stokes @ Indiana (6/2) |
| ASSISTS | 11 | Brittany Boyd vs. Atlanta (6/19) |
| STEALS | 4 | Marissa Coleman vs. Dallas (5/29) |
| BLOCKED SHOTS | 3 | Tina Charles vs. Connecticut (6/7) |
| | 3 | Tina Charles vs. Indiana (6/10) |
| | 3 | Tina Charles @ Las Vegas (6/22) |
| TURNOVERS | 6 | Tina Charles vs. Dallas (5/29) |
| | 6 | Tina Charles @ Las Vegas (6/22) |
| MINUTES | 40 | Kia Nurse @ Indiana (6/2) |

OPPONENT INDIVIDUAL HIGHS

| | | |
|-----------------------|----|-------------------------------------|
| POINTS | 39 | Angel McCoughtry vs. Atlanta (6/19) |
| FIELD GOALS MADE | 12 | Brittney Griner vs. Phoenix (6/5) |
| FIELD GOALS ATTEMPTED | 22 | Angel McCoughtry vs. Atlanta (6/19) |
| 3-POINT FG MADE | 7 | Diana Taurasi vs. Phoenix(6/26) |
| 3-POINT FG ATTEMPTED | 12 | Renee Montgomery vs. Atlanta (6/19) |
| FREE THROWS MADE | 19 | Angel McCoughtry vs. Atlanta (6/19) |
| FREE THROWS ATTEMPTED | 22 | Angel McCoughtry vs. Atlanta (6/19) |
| OFFENSIVE REBOUNDS | 7 | Jonquel Jones vs. Connecticut (6/7) |
| DEFENSIVE REBOUNDS | 11 | A'ja Wilson @ Las Vegas (6/22) |
| TOTAL REBOUNDS | 16 | Liz Cambage vs. Dallas (5/29) |
| ASSISTS | 11 | Chelsea Gray @ Los Angeles (6/24) |
| STEALS | 4 | Kayla Thornton vs. Dallas (5/29) |
| BLOCKED SHOTS | 6 | Brittney Griner vs. Phoenix (6/26) |
| TURNOVERS | 7 | Tanisha Wright @ Minnesota (6/16) |
| MINUTES | 40 | Candice Dupree @ Indiana (6/2) |

**FORWARD**

#9 REBECCA ALLEN

4TH SEASON | AUSTRALIA | 6-2 | BORN NOVEMBER 6, 1992

YEAR-BY-YEAR AVERAGES

| SEASON | TEAM | G | GS | MPG | FG% | 3P% | FT% | OREB | DREB | RPG | APG | SPG | BPG | TO | PF | PPG |
|---------------|------|-----------|----------|-------------|-------------|-------------|-------------|------------|------------|------------|------------|------------|------------|------------|------------|------------|
| 2015 | NYL | 2 | 0 | 17.0 | .300 | .000 | .000 | 1.0 | 3.5 | 4.5 | 0.0 | 1.5 | 1.0 | 1.5 | 0.5 | 3.0 |
| 2016 | NYL | 21 | 6 | 13.3 | .459 | .567 | .867 | 0.6 | 1.1 | 1.7 | 0.5 | 0.4 | 0.5 | 0.6 | 1.7 | 5.7 |
| 2017 | NYL | 33 | 0 | 9.2 | .376 | .341 | 0.1 | 0.4 | 1.6 | 2.0 | 0.5 | 0.4 | 0.4 | 0.5 | 1.1 | 2.8 |
| Career | | 56 | 6 | 11.0 | 41.1 | 41.0 | 71.4 | 0.5 | 1.5 | 2.0 | 0.5 | 0.4 | 0.4 | 0.6 | 1.3 | 3.9 |

YEAR-BY-YEAR TOTALS

| SEASON | TEAM | G | GS | MIN | FGM-A | 3PM-A | FTM-A | OREB | DREB | REB | AST | STL | BLK | TO | PF | PTS |
|---------------|------|-----------|----------|------------|-----------------|----------------|----------------|-----------|-----------|------------|-----------|-----------|-----------|-----------|-----------|------------|
| 2015 | NYL | 2 | 0 | 34 | 3 - 10 | 0 - 4 | 0 - 0 | 2 | 7 | 9 | 0 | 3 | 2 | 3 | 1 | 6 |
| 2016 | NYL | 21 | 6 | 280 | 45 - 98 | 17 - 30 | 13 - 15 | 12 | 23 | 35 | 11 | 9 | 11 | 13 | 35 | 120 |
| 2017 | NYL | 33 | 0 | 304 | 38 - 101 | 15 - 44 | 2 - 6 | 13 | 54 | 67 | 17 | 12 | 13 | 18 | 35 | 93 |
| Career | | 56 | 6 | 618 | 86 - 209 | 32 - 78 | 15 - 21 | 27 | 84 | 111 | 28 | 24 | 26 | 34 | 71 | 219 |

PLAYOFF YEAR-BY-YEAR AVERAGES

| SEASON | TEAM | G | GS | MPG | FG% | 3P% | FT% | OREB | DREB | RPG | APG | SPG | BPG | TO | PF | PTS |
|---------------|------------|----------|----------|------------|------------|------------|------------|------------|------------|------------|------------|------------|------------|------------|------------|------------|
| 2017 | NYL | 1 | 0 | 6.7 | 100 | 100 | 0.0 | 0.0 | 0.0 | 0.0 | 0.0 | 0.0 | 1.0 | 0.0 | 1.0 | 3.0 |
| Career | NYL | 1 | 0 | 6.7 | 100 | 100 | 0.0 | 0.0 | 0.0 | 0.0 | 0.0 | 0.0 | 1.0 | 0.0 | 1.0 | 3.0 |

PLAYOFF YEAR-BY-YEAR TOTALS

| SEASON | TEAM | G | GS | MPG | FG% | 3P% | FT% | OREB | DREB | RPG | APG | SPG | BPG | TO | PF | PTS |
|---------------|------------|----------|----------|----------|--------------|--------------|--------------|----------|----------|----------|----------|----------|----------|----------|----------|----------|
| 2017 | NYL | 1 | 0 | 7 | 1 - 1 | 1 - 1 | 0 - 0 | 0 | 0 | 0 | 0 | 0 | 1 | 0 | 1 | 3 |
| Career | NYL | 1 | 0 | 7 | 1 - 1 | 1 - 1 | 0 - 0 | 0 | 0 | 0 | 0 | 0 | 1 | 0 | 1 | 3 |

CAREER TRANSACTIONS: Signed with New York Liberty as free agent on Feb. 2, 2015... Re-signed with the Liberty on June 21, 2016... Re-signed with the Liberty on Feb. 7, 2017.

CAREER HIGHLIGHTS:

- Made her WNBA debut in the Liberty's 2015 season opener against Atlanta, scoring six points.
- Scored a career-high 19 points with four 3-pointers in a win at Washington on July 20, 2016.
- Made her first-career start at Indiana on Sept. 1, 2016.
- Shot .593 from 3-point range during the 2016 season (16-of-27)
- Five-career games scoring in double figures

2017: Appeared in a career-high 33 games averaging 2.8 ppg and 2.0 rpg... Missed just the season-opener due to a quad strain... Shot .341 (15-of-44) from 3-point range... Ranked 36th in the league averaging 0.4 bpg... Scored a new season-high with 9 points. Matched career-highs in both assists and steals with 2 and 3 respectively in a win over Chicago (8/27)... Posted 4 points and 3 rebounds in win over Indiana (8/8)... Had 4 points and 4 rebounds against Los Angeles (8/4)... For the third time this season, scored a season-high 8 points. Also pulled down 3 rebounds at Chicago (7/30)... Scored a season-high 8 points, including a pair of 3-pointers. Also had 4 rebounds and 2 assists against Minnesota (7/25)... Dished out a career-high 5 assists. Also scored 2 points and pulled down 2 rebounds against Minnesota (7/25)... Collected 7 points and 3 rebounds in win over Connecticut (7/19)... Posted a new season-high with 8 points, including a pair of 3-pointers. Also had 2 rebounds, 1 steal, and 1 block against Washington (7/16)... Finished with 2 points and 2 rebounds against Seattle (7/6)... Connected on a 3-pointer and had 1 rebound against Atlanta (7/2)... Grabbed 3 rebounds against Washington (6/29)... Pulled down 2 rebounds against Dallas (6/16)... Registered a 3-pointer for her 3rd-straight game and had 2 steals and 2 blocks against Connecticut (6/14)... Racked up a 3-pointer and 4 rebounds in a win against Seattle (6/11)... Scored a season-high 5 points in win over Atlanta Dream; also finished with career-high 2 blocks, and dished out 2 assists (6/7)... Netted a pair of baskets for 4 points, also had 1 block and 1 rebound against Phoenix (6/4)... Played for 3 minutes and had 1 assist and 1 rebound against Dallas (6/2)... Had 1 steal and 1 rebound in game against the Sparks (5/30)... Pulled down a career-high 9 rebounds and scored 2 points against Seattle (5/26)... Scored 3 points from deep against Phoenix, and had a season-high 3 rebounds (5/23)... Scored 3 points and had 2 rebounds and 1 steal against Minnesota (5/18).

INTERNATIONAL: Played for the South East Queensland Stars in the WNBL in Australia during the league's 2015-16 season... Eased back into action after recovering from knee injury... Appeared in 26 games, going on to average 11.5 points and 5.5 rebounds per game, knocking down 25 3-pointers while shooting 32.0 percent from 3-point range... Played the 2016-17 season for Good Angels Kosice in Slovakia... Helped lead Good Angels to the Slovakian League championship and the EuroCup Women quarterfinals.

PERSONAL: Completed her sixth season in the Women's National Basketball League, last playing for the Bulleen Melbourne Boomers... Averaging 14.0 points and 6.1 rebounds per game... Named the 2014 WNBL Defensive Player of the Year... Represented the Australian National Team at the 2014 FIBA World Championships in Turkey.



FORWARD

#9 REBECCA ALLEN

4TH SEASON | AUSTRALIA | 6-2 | BORN NOVEMBER 6, 1992

| | PTS | FGM | FGA | 3FGM | 3FGA | FTM | FTA | OREB | DREB | REB | AST | STL | TO | BLK | MIN |
|----------|---------|------------|---------|------------|------------|------------|------------|---------|---------|--------------|--------------|--------------|---------|--------------|---------|
| SEASON | 9 (2x) | 3 (2x) | 7 | 1 (3x) | 3 (3x) | 2 (3x) | 2 (3x) | 2 | 3 | 3 (3x) | 1 (2x) | 1 (2x) | 1 (2x) | 2 | 20 |
| | @ MIN | @ MIN | vs. MIN | last @ MIN | last @ IND | last @ MIN | last @ MIN | vs. PHO | vs. CON | last vs. CON | vs. CON | last @ IND | vs. DAL | vs. DAL | vs. DAL |
| | 6/16/18 | 6/16/18 | 5/25/18 | 6/16/18 | 6/2/18 | 6/16/18 | 6/16/18 | 6/5/18 | 6/7/18 | 6/7/18 | 6/7/18 | 6/2/18 | 5/29/18 | 5/29/18 | 5/29/18 |
| CAREER | 19 | 6 (2x) | 13 | 4 | 6 | 3 | 3 | 3 | 7 | 9 | 2 (8x) | 3 (3x) | 4 | 2 (7x) | 35 |
| | @ WAS | last @ CHI | @ CHI | @ WAS | @ WAS | @ WAS | last @ CHI | @ MIN | @ SEA | @ SEA | last vs. CHI | last vs. CHI | @ CON | last vs. DAL | @ CHI |
| | 7/20/16 | 9/16/16 | 9/16/16 | 7/20/16 | 7/20/16 | 7/20/16 | 7/20/16 | 6/29/16 | 5/26/17 | 5/26/17 | 8/27/17 | 8/27/17 | 6/14/17 | 5/29/18 | 9/16/16 |
| PLAYOFFS | 3 | 1 | 1 | 1 | 1 | -- | -- | -- | -- | -- | -- | -- | -- | 1 | 7 |
| | vs. WAS | vs. WAS | vs. WAS | vs. WAS | vs. WAS | -- | -- | -- | -- | -- | -- | -- | -- | vs. WAS | vs. WAS |
| | 9/10/17 | 9/10/17 | 9/10/17 | 9/10/17 | 9/10/17 | -- | -- | -- | -- | -- | -- | -- | -- | 9/10/17 | 9/10/17 |

2018 GAME-BY-GAME STATISTICS

PRESEASON

| Opponent | Date | MIN | FGM | FGA | FG% | 3PM | 3PA | 3P% | FTM | FTA | FT% | OR | DR | REB | AST | STL | BLK | TO | PF | PTS | +/- |
|-----------------|------|-----|-----|-----|-----|-----|-----|-----|-----|-----|-----|----|----|-----|-----|-----|-----|----|----|-----|-----|
| vs. Dallas | 5/7 | | NWT | | | | | | | | | | | | | | | | | | |
| vs. Los Angeles | 5/8 | | NWT | | | | | | | | | | | | | | | | | | |

REGULAR SEASON

| | | | | | | | | | | | | | | | | | | | | | |
|-----------------|------|------------------------|---|---|-------|---|---|-------|---|---|-------|---|---|---|---|---|---|---|---|----|----|
| at Chicago | 5/20 | 5:49 | 0 | 2 | 0.000 | 0 | 1 | 0.000 | 0 | 0 | 0.000 | 0 | 0 | 0 | 0 | 0 | 1 | 0 | 1 | 0 | -3 |
| vs. Minnesota | 5/25 | 17:14 | 3 | 7 | 0.429 | 1 | 3 | 0.333 | 2 | 2 | 1.000 | 0 | 1 | 1 | 0 | 1 | 0 | 1 | 1 | 9 | -3 |
| vs. Dallas | 5/29 | 20:20 | 2 | 5 | 0.400 | 1 | 3 | 0.333 | 0 | 0 | 0.000 | 1 | 2 | 3 | 1 | 0 | 2 | 1 | 2 | 5 | 18 |
| @ Indiana | 6/2 | 16:11 | 0 | 4 | 0.000 | 0 | 3 | 0.000 | 2 | 2 | 1.000 | 0 | 2 | 2 | 0 | 1 | 1 | 0 | 0 | 2 | 12 |
| vs. Phoenix | 6/5 | 5:56 | 0 | 1 | 0.000 | 0 | 0 | 0.000 | 0 | 0 | 0.000 | 2 | 1 | 3 | 0 | 0 | 0 | 0 | 0 | -7 | |
| vs. Connecticut | 6/7 | 5:11 | 0 | 1 | 0.000 | 0 | 1 | 0.000 | 0 | 0 | 0.000 | 0 | 3 | 3 | 1 | 0 | 1 | 1 | 2 | 0 | 0 |
| vs. Indiana | 6/10 | DNP - Coach's Decision | | | | | | | | | | | | | | | | | | | |
| vs. Las Vegas | 6/13 | 8:54 | 1 | 4 | 0.250 | 0 | 1 | 0.000 | 0 | 0 | 0.000 | 1 | 1 | 2 | 0 | 1 | 0 | 0 | 1 | 2 | 5 |
| @ Minnesota | 6/16 | 11:53 | 3 | 4 | 0.750 | 1 | 2 | 0.500 | 2 | 2 | 1.000 | 1 | 1 | 2 | 0 | 0 | 1 | 1 | 1 | 9 | 7 |
| vs. Atlanta | 6/19 | 1:29 | 0 | 0 | 0.000 | 0 | 0 | 0.000 | 0 | 0 | 0.000 | 0 | 0 | 0 | 0 | 0 | 0 | 0 | 1 | 0 | -5 |
| @ Las Vegas | 6/22 | DNP - Coach's Decision | | | | | | | | | | | | | | | | | | | |
| @ Los Angeles | 6/24 | 5:46 | 1 | 1 | 1.000 | 0 | 0 | 0.000 | 0 | 0 | 0.000 | 0 | 1 | 1 | 0 | 1 | 0 | 1 | 0 | 2 | 5 |
| vs. Phoenix | 6/26 | 2:37 | 0 | 1 | 0.000 | 0 | 1 | 0.000 | 0 | 0 | 0.000 | 0 | 1 | 1 | 0 | 0 | 0 | 0 | 0 | 0 | 1 |
| @ Washington | 6/28 | DNP - Coach's Decision | | | | | | | | | | | | | | | | | | | |
| vs. Chicago | 6/29 | DNP - Coach's Decision | | | | | | | | | | | | | | | | | | | |

**GUARD**

#15 BRITTANY BOYD

4TH SEASON | CALIFORNIA '15 | RICHMOND, CALIF. | 5-9 | BORN JUNE 11, 1993

YEAR-BY-YEAR AVERAGES

| SEASON | TEAM | G | GS | MPG | FG% | 3P% | FT% | OREB | DREB | RPG | APG | SPG | BPG | TO | PF | PPG |
|---------------|------|-----------|-----------|-------------|-------------|-------------|-------------|------------|------------|------------|------------|------------|------------|------------|------------|------------|
| 2015 | NYL | 30 | 4 | 14.3 | .391 | .267 | .713 | 0.6 | 2.1 | 2.7 | 2.3 | 1.1 | 0.0 | 1.6 | 1.9 | 6.6 |
| 2016 | NYL | 33 | 9 | 19.7 | .361 | .167 | .728 | 0.5 | 2.0 | 2.5 | 3.6 | 1.5 | 0.0 | 1.9 | 2.5 | 6.5 |
| 2017 | NYL | 2 | 2 | 15.8 | .600 | .000 | .727 | 1.5 | 2.5 | 4.0 | 2.5 | 1.5 | 0.0 | 1.0 | 2.5 | 13.0 |
| Career | | 65 | 15 | 17.1 | .382 | .209 | .720 | 0.6 | 2.1 | 2.6 | 3.0 | 1.4 | 0.0 | 1.8 | 2.2 | 6.8 |

YEAR-BY-YEAR TOTAL

| SEASON | TEAM | G | GS | MIN | FGM-A | 3PM-A | FTM-A | OREB | DREB | REB | AST | STL | BLK | TO | PF | PTS |
|---------------|------|-----------|-----------|-------------|------------------|----------------|------------------|-----------|------------|------------|------------|-----------|----------|------------|------------|------------|
| 2015 | NYL | 30 | 4 | 430 | 59 - 151 | 8 - 30 | 72 - 101 | 17 | 64 | 81 | 70 | 35 | 2 | 48 | 58 | 198 |
| 2016 | NYL | 33 | 9 | 651 | 75 - 208 | 6 - 36 | 59 - 81 | 17 | 66 | 83 | 119 | 52 | 3 | 65 | 82 | 215 |
| 2017 | NYL | 2 | 2 | 32 | 9 - 15 | 0 - 1 | 8 - 11 | 3 | 5 | 8 | 5 | 3 | 0 | 2 | 5 | 26 |
| Career | | 65 | 15 | 1113 | 143 - 374 | 14 - 67 | 139 - 193 | 37 | 135 | 172 | 194 | 90 | 5 | 115 | 145 | 439 |

CAREER TRANSACTIONS: Selected by the New York Liberty in the First Round of the 2015 WNBA Draft, ninth overall selection.**CAREER HIGHLIGHTS:**

- Drafted in the first round (ninth overall) by the New York Liberty in the 2015 WNBA Draft
- Named to the WNBA All-Rookie Team in 2015.
- Led all rookies in steals per game (1.1 spg) and ranked sixth amongst first-year players in scoring (6.6 ppg) as a rookie in 2015.
- Finished 4th in the WNBA averaging 1.6 steals per game and 15th with 3.6 assists per game in 2016.
- Dished out a career-high 10 assists at Dallas on Sept. 11, 2016.
- Missed all but 2 games during the 2017 season due to a torn Achilles' tendon.

2017: Suffered a torn left Achilles' tendon in the 4th quarter of the Liberty's game against Minnesota on May 18, had a successful repair performed at Hospital for Special Surgery (HSS) on May 22, and missed the remainder of the 2017 WNBA season... Scored 16 points, 14 of which were scored during the second half. Also had 4 rebounds, 3 assists, and 2 steals in game against the Lynx (5/18)... Scored 8 of her 10 points in the 4th quarter, also had 2 assists and 1 steal in season-opening win over San Antonio (5/13).

2016: Appeared in 33 games, making 9 starts... Averaged 6.5 points, 3.6 assists and 1.6 steals per game... Finished the season ranked fourth in the WNBA in steals and 15th in assists... Led the Liberty in steals and tied for second with assists... Recorded 10 games with five or more assists and 10 games with at least three steals... Had five games scoring in double figures... Set a new career-high for assists for the second-straight game as she dished out 10 dimes against Dallas (9/11)... Had a career-high 8 assists to go along with 8

2016: Appeared in 33 games, making 9 starts... Averaged 6.5 points, 3.6 assists and 1.6 steals per game... Finished the season ranked fourth in the WNBA in steals and 15th in assists... Led the Liberty in steals and tied for second with assists... Recorded 10 games with five or more assists and 10 games with at least three steals... Had five games scoring in double figures... Set a new career-high for assists for the second-straight game as she dished out 10 dimes against Dallas (9/11)... Had a career-high 8 assists to go along with 8 points, and 6 rebounds in New York's win over the Sun (9/9)... In her second-straight start, Boyd thrived as she scored a season-high 19 points (7-of-8 FG) and dished out 6 assists in New York's win over the Mercury (9/3)... Tallied up 11 points, 3 rebounds 3 steals, and 2 assists in New York's victory at San Antonio (8/26)... Finished with a season-high 17 points while leading the Liberty with a career-best 7 assists, also tallying 3 steals in a win at Washington (7/20)... Was electric off the bench as she finished with 8 points, 3 steals, 3 rebounds, and 2 assists in 20 minutes of action against the Sun (7/17)... Finished with 8 points and 4 rebounds off the bench in the Liberty's setback at Minnesota (7/15)... Provided excellent energy coming off the bench, finishing 3-of-5 from the floor with 6 points, a team-high 4 assists and 2 rebounds in 20 minutes against the Stars (7/10)... Was 4-of-10 from the field scoring, 8 points with 2 assists, 2 rebounds, and 2 steals off the bench against the Sparks (7/3)... Snagged a team-high 3 steals, scoring 4 points in 14 minutes in a road win at Phoenix (7/1)... In 19 minutes of action she scored 8 points, dished out 3 assists and grabbed 2 boards in New York's OT win at Minnesota (6/29)... Was an efficient 4-for-6 from the field in 15 minutes, finishing with 8 points, 2 rebounds, 2 assists, and 2 steals in New York's overtime loss to Phoenix (6/26)... Dished out 3 assists in 11 minutes in New York's win over Chicago, and led the team with a +8 rating on the court (6/24)... Had 4 points, 4 rebounds, and 4 assists in the team's 80-72 victory over Connecticut (6/16)... Provided a spark off the bench, playing 12 minutes with 5 points, 4 assists, and a team-high 3 steals in a win over Dallas (6/14)... Was a perfect 5-for-5 from the field, scoring 10 points in the Liberty's win against the Storm (6/5)... Scored 7 points and had 5 assists in New York's 91-59 win over Indiana (6/3)... Had 9 points, 3 rebounds and 3 assists in New York's contest vs. Minnesota (5/31)... Scored 9 points in 16 minutes of action against the Sparks (5/21)... Started the season opener at Washington, finishing with 7 points and 4 assists (5/14).

PERSONAL: Grew up in Richmond, California and attended Berkeley High School... Was the No. 38 overall prospect and No. 8 point guard according to ESPN HoopGurlz... was invited to the USA



GUARD

#15 BRITTANY BOYD

4TH SEASON | CALIFORNIA '15 | RICHMOND, CALIF. | 5-9 | BORN JUNE 11, 1993

| | PTS | FGM | FGA | 3FGM | 3FGA | FTM | FTA | OREB | DREB | REB | AST | STL | TO | BLK | MIN |
|----------|--------------------|--------------------|--------------------|-----------------------|--------------------|--------------------|------------------|-------------------------|----------------------|--------------------|--------------------|-----------------------|--------------------|------------------|--------------------|
| SEASON | 10 | 4 | 7 | 1 (2x) | 2 | 4 | 4 (3x) | 1 (2x) | 6 | 6 | 11 | 3 (2x) | 4 | 1 | 27 |
| | vs. CHI 6/29/18 | vs. CHI 6/29/18 | vs. CHI 6/29/18 | vs. MIN 6/16/18 | vs. MIN 6/16/18 | @ LV 6/22/18 | @ LA 6/24/18 | last vs. CHI 6/29/18 | @ LA 6/24/18 | @ LA 6/24/18 | vs. ATL 6/19/18 | vs. CHI 6/29/18 | vs. PHO 6/26/18 | @ LV 6/22/18 | vs. CHI 6/29/18 |
| CAREER | 22 | 7 | 13 | 2 (2x) | 5 | 8 | 11 | 3 (2x) | 6 (2x) | 8 | 11 | 4 (2x) | 6 | 2 | 35 |
| | vs. TUL 8/15/15 | vs. PHO 9/03/16 | @ CHI 9/16/16 | last @ WAS 7/20/16 | vs. TUL 8/15/15 | vs. TUL 8/15/15 | @ IND 8/23/15 | last @ IND 9/01/15 | last @ LA 6/24/18 | @ IND 9/01/16 | vs. ATL 6/19/18 | last @ SAS 8/19/15 | @ ATL 6/21/15 | @ ATL 6/21/15 | @ DAL 9/11/16 |
| PLAYOFFS | 2 | 1 | 4 | | 1 | | | | 2 | 2 | 2 | 1 | 2 | | 12 |
| | vs PHO 9/24/16 | vs. PHO 9/24/16 | vs. PHO 9/24/16 | -- | vs. PHO 9/24/16 | -- | -- | -- | vs. PHO 9/24/16 | vs. PHO 9/24/16 | vs. PHO 9/24/16 | vs. PHO 9/24/16 | vs. PHO 9/24/16 | -- | vs. PHO 9/24/16 |

2018 GAME-BY-GAME STATISTICS

PRESEASON

| Opponent | Date | MIN | FGM | FGA | FG% | 3PM | 3PA | 3P% | FTM | FTA | FT% | OR | DR | REB | AST | STL | BLK | TO | PF | PTS | +/- |
|-----------------|------|----------------------------------|-----|-----|-----|-----|-----|-----|-----|-----|-----|----|----|-----|-----|-----|-----|----|----|-----|-----|
| vs. Dallas | 5/7 | DND-Injured Left Achilles Tendon | | | | | | | | | | | | | | | | | | | |
| vs. Los Angeles | 5/8 | DND-Injured Left Achilles Tendon | | | | | | | | | | | | | | | | | | | |

REGULAR SEASON

| | | | | | | | | | | | | | | | | | | | | | |
|-----------------|------|----------------------------------|---|---|-------|---|---|-------|---|---|-------|---|---|---|----|---|---|---|---|----|-----|
| at Chicago | 5/20 | DND-Injured Left Achilles Tendon | | | | | | | | | | | | | | | | | | | |
| vs. Minnesota | 5/25 | DND-Injured Left Achilles Tendon | | | | | | | | | | | | | | | | | | | |
| vs. Dallas | 5/29 | DND-Injured Left Achilles Tendon | | | | | | | | | | | | | | | | | | | |
| @ Indiana | 6/2 | DND-Injured Left Achilles Tendon | | | | | | | | | | | | | | | | | | | |
| vs. Phoenix | 6/5 | 4:02 | 1 | 3 | 0.333 | 0 | 0 | 0.000 | 0 | 0 | 0.000 | 1 | 0 | 1 | 0 | 0 | 0 | 1 | 0 | 2 | -5 |
| vs. Connecticut | 6/7 | 11:17 | 0 | 3 | 0.000 | 0 | 1 | 0.000 | 3 | 4 | 0.750 | 0 | 3 | 3 | 1 | 0 | 0 | 1 | 2 | 3 | -3 |
| vs. Indiana | 6/10 | 12:21 | 1 | 2 | 0.500 | 1 | 1 | 1.000 | 0 | 0 | 0.000 | 0 | 0 | 0 | 3 | 0 | 0 | 0 | 2 | 3 | 13 |
| vs. Las Vegas | 6/13 | 16:16 | 1 | 2 | 0.500 | 0 | 0 | 0.000 | 0 | 1 | 0.000 | 0 | 2 | 2 | 3 | 0 | 0 | 2 | 1 | 2 | 3 |
| @ Minnesota | 6/16 | 17:14 | 3 | 5 | 0.600 | 1 | 2 | 0.500 | 0 | 0 | 0.000 | 0 | 2 | 2 | 3 | 1 | 0 | 1 | 1 | 7 | -12 |
| vs. Atlanta | 6/19 | 16:10 | 0 | 4 | 0.000 | 0 | 0 | 0.000 | 0 | 0 | 0.000 | 0 | 3 | 3 | 11 | 2 | 0 | 1 | 3 | 0 | 8 |
| @ Las Vegas | 6/22 | 16:28 | 1 | 7 | 0.143 | 0 | 2 | 0.000 | 4 | 4 | 1.000 | 0 | 2 | 2 | 5 | 3 | 1 | 1 | 2 | 6 | -2 |
| @ Los Angeles | 6/24 | 22:37 | 3 | 8 | 0.375 | 0 | 0 | 0.000 | 1 | 4 | 0.250 | 0 | 6 | 6 | 8 | 1 | 0 | 2 | 4 | 7 | 3 |
| vs. Phoenix | 6/26 | 16:07 | 2 | 7 | 0.286 | 0 | 1 | 0.000 | 0 | 0 | 0.000 | 0 | 4 | 4 | 7 | 0 | 0 | 4 | 1 | 4 | -9 |
| @ Washington | 6/28 | 11:41 | 1 | 2 | 0.500 | 0 | 0 | 0.000 | 0 | 0 | 0.000 | 0 | 5 | 5 | 4 | 0 | 0 | 3 | 4 | 2 | 0 |
| vs. Chicago | 6/29 | 27:10 | 4 | 7 | 0.571 | 0 | 0 | 0.000 | 2 | 2 | 1.000 | 1 | 2 | 3 | 6 | 3 | 0 | 0 | 3 | 10 | -9 |



FORWARD

#31 TINA CHARLES

9TH SEASON | CONNECTICUT '10 | QUEENS, N.Y. | 6-4 | BORN DEC. 5, 1988

YEAR-BY-YEAR AVERAGES

| SEASON | TEAM | G | GS | MPG | FG% | 3P% | FT% | OREB | DREB | RPG | APG | SPG | BPG | TO | PF | PPG |
|--------|------|-----|-----|------|------|------|------|------|------|------|-----|-----|-----|-----|-----|------|
| 2010 | CON | 34 | 34 | 31.0 | .487 | .000 | .763 | 3.8 | 7.9 | 11.7 | 1.5 | 0.7 | 1.6 | 2.0 | 2.1 | 15.5 |
| 2011 | CON | 34 | 34 | 33.4 | .468 | .000 | .687 | 3.7 | 7.3 | 11.0 | 1.9 | 0.7 | 1.7 | 2.2 | 2.6 | 17.6 |
| 2012 | CON | 33 | 33 | 33.2 | .499 | .200 | .802 | 3.7 | 6.7 | 10.5 | 1.7 | 0.5 | 1.4 | 2.2 | 1.9 | 18.0 |
| 2013 | CON | 29 | 29 | 32.8 | .400 | .000 | .752 | 3.4 | 6.7 | 10.1 | 1.4 | 0.9 | 0.9 | 2.2 | 2.0 | 18.0 |
| 2014 | NYL | 34 | 34 | 32.9 | .462 | .000 | .752 | 2.6 | 6.8 | 9.4 | 2.2 | 1.2 | 0.8 | 2.2 | 1.7 | 17.4 |
| 2015 | NYL | 34 | 34 | 31.0 | .458 | .200 | .715 | 2.1 | 6.4 | 8.5 | 2.4 | 0.7 | 0.6 | 2.4 | 1.6 | 17.1 |
| 2016 | NYL | 32 | 32 | 33.7 | .439 | .347 | .812 | 2.3 | 7.6 | 9.9 | 3.8 | 0.8 | 0.7 | 1.9 | 1.5 | 21.5 |
| 2017 | NYL | 34 | 34 | 32.2 | 44.2 | 34.8 | 80.4 | 2.0 | 7.3 | 9.4 | 2.6 | 0.8 | 0.7 | 2.3 | 2.2 | 19.7 |
| Career | | 264 | 264 | 32.5 | 45.5 | 31.9 | 76.2 | 3.0 | 7.1 | 10.0 | 2.2 | 0.8 | 1.1 | 2.2 | 2.0 | 18.1 |

YEAR-BY-YEAR TOTALS

| SEASON | TEAM | G | GS | MIN | FGM-A | 3PM-A | FTM-A | OREB | DREB | REB | AST | STL | BLK | TO | PF | PTS |
|--------|------|-----|-----|------|-------------|----------|------------|------|------|------|-----|-----|-----|-----|-----|-----|
| 2010 | CON | 34 | 34 | 1054 | 206 - 423 | 0 - 1 | 116 - 152 | 129 | 269 | 398 | 51 | 25 | 57 | 71 | 72 | 528 |
| 2011 | CON | 34 | 34 | 1136 | 254 - 543 | 0 - 3 | 92 - 134 | 126 | 248 | 374 | 63 | 26 | 60 | 75 | 89 | 600 |
| 2012 | CON | 33 | 33 | 1096 | 250 - 501 | 1 - 5 | 93 - 116 | 123 | 222 | 345 | 57 | 17 | 47 | 74 | 64 | 594 |
| 2013 | CON | 29 | 29 | 951 | 218 - 545 | 0 - 3 | 85 - 113 | 98 | 195 | 293 | 42 | 27 | 28 | 64 | 57 | 521 |
| 2014 | NYL | 34 | 34 | 1119 | 236 - 511 | 0 - 0 | 118 - 157 | 89 | 231 | 320 | 74 | 44 | 30 | 77 | 57 | 590 |
| 2015 | NYL | 34 | 34 | 1053 | 243 - 531 | 1 - 5 | 93 - 130 | 72 | 216 | 288 | 83 | 24 | 23 | 82 | 56 | 580 |
| 2016 | NYL | 32 | 32 | 1077 | 273 - 622 | 17 - 49 | 125 - 154 | 74 | 243 | 317 | 121 | 27 | 25 | 63 | 48 | 688 |
| 2017 | NYL | 34 | 34 | 1095 | 262 - 593 | 24 - 69 | 123 - 153 | 69 | 249 | 318 | 87 | 28 | 24 | 80 | 74 | 671 |
| Career | | 264 | 264 | 8580 | 1942 - 4269 | 43 - 135 | 845 - 1109 | 780 | 1873 | 2653 | 578 | 218 | 294 | 586 | 517 | |

PLAYOFF YEAR-BY-YEAR AVERAGES

| SEASON | TEAM | G | GS | MPG | FG% | 3P% | FT% | OREB | DREB | RPG | APG | SPG | BPG | TO | PF | PPG |
|--------|------|----|----|------|------|------|-------|------|------|------|-----|-----|-----|-----|-----|------|
| 2011 | CON | 2 | 2 | 36.0 | .313 | .000 | .625 | 3.5 | 8.5 | 12.0 | 2.0 | 1.0 | 2.5 | 2.0 | 2.0 | 12.5 |
| 2012 | CON | 5 | 5 | 36.0 | .469 | .500 | .696 | 4.2 | 5.8 | 10.0 | 1.0 | 0.8 | 2.6 | 1.8 | 3.6 | 18.6 |
| 2015 | NYL | 6 | 6 | 38.3 | .434 | .500 | .789 | 2.0 | 6.7 | 8.7 | 4.0 | 0.1 | 0.6 | 2.0 | 2.3 | 20.3 |
| 2016 | NYL | 1 | 1 | 36.4 | .417 | .333 | 1.000 | 3.0 | 6.0 | 9.0 | 5.0 | 1.0 | 0.0 | 1.0 | 1.0 | 19.0 |
| 2017 | NYL | 1 | 1 | 36.2 | 47.1 | 50.0 | 50.0 | 1.0 | 5.0 | 6.0 | 1.0 | 0.0 | 0.0 | 2.0 | 3.0 | 18.0 |
| Career | | 15 | 15 | 37.0 | 43.2 | 44.4 | 75.0 | 2.9 | 6.5 | 9.4 | 2.6 | 0.5 | 1.5 | 1.9 | 2.7 | 18.5 |

PLAYOFF YEAR-BY-YEAR TOTALS

| SEASON | TEAM | G | GS | MIN | FGM-A | 3PM-A | FTM-A | OREB | DREB | REB | AST | STL | BLK | TO | PF | PTS |
|--------|------|----|----|-----|-----------|-------|---------|------|------|-----|-----|-----|-----|----|----|-----|
| 2011 | CON | 2 | 2 | 72 | 10 - 32 | 0 - 0 | 5 - 8 | 7 | 17 | 24 | 4 | 2 | 5 | 4 | 4 | 25 |
| 2012 | CON | 5 | 5 | 180 | 38 - 81 | 1 - 2 | 16 - 23 | 21 | 29 | 50 | 5 | 4 | 13 | 9 | 18 | 93 |
| 2015 | NYL | 6 | 6 | 230 | 53 - 122 | 1 - 2 | 15 - 19 | 12 | 40 | 52 | 24 | 1 | 4 | 12 | 14 | 122 |
| 2016 | NYL | 1 | 1 | 36 | 5 - 12 | 1 - 3 | 8 - 8 | 3 | 6 | 9 | 5 | 1 | 0 | 1 | 1 | 19 |
| 2017 | NYL | 1 | 1 | 36 | 8 - 17 | 1 - 2 | 1 - 2 | 1 | 5 | 6 | 1 | 0 | 0 | 2 | 3 | 18 |
| Career | | 15 | 15 | 555 | 114 - 264 | 4 - 9 | 45 - 60 | 44 | 97 | 141 | 39 | 8 | 22 | 28 | 40 | 277 |



FORWARD

#31 TINA CHARLES

9TH SEASON | CONNECTICUT '10 | QUEENS, N.Y. | 6-4 | BORN DEC. 5, 1988

CAREER TRANSACTIONS: Selected by the Connecticut Sun in the First Round of the 2010 WNBA Draft, first overall selection... Acquired from Connecticut in exchange for Kelsey Bone, Alyssa Thomas and 2015 first round draft pick on April 16, 2014... Re-signed with the Liberty on April 6, 2018.

CAREER HIGHLIGHTS:

- WNBA Most Valuable Player in 2012
- Five-time WNBA All-Star (2011, 2013, 2014, 2015, 2017)
- Named First Team All-WNBA 5 times (2011-12; 2015-17, and 1st player in Liberty franchise history to earn 1st Team honors for 3-straight seasons (2015-17)
- Named Second Team All-WNBA 3 times (2010, 2013-14)
- Received 1st Team WNBA All-Defensive Team honors for the 1st time in her career following the 2017 season
- Won a gold medal with Team USA at the 2012 Summer Olympic Games in London, and a second gold medal with Team USA at the 2016 Summer Olympic Games in Rio
- 11-time WNBA Eastern Conference Player of the Month (Last – Aug/Sept. 2017). Won WNBA record 4-straight Player of the Month awards in 2016.
- Named the Eastern Conference Player of the Week WNBA record 28 times in her career (Last – Sept. 4, 2017)
- Has 141 double-double performances in 264 career games, which ranks second in league history behind Lisa Leslie's 157
- Her 10.0 rebounds per game is the best rate in WNBA history and her 18.1 ppg scoring average ranks 8th all-time
- Became just the 3rd player in WNBA history to lead the league in scoring (21.5 ppg) and rebounding (9.9 rpg) in the same season in 2016.
- Led league in rebounding three-straight seasons (2010-12) and for a fourth time in 2016.
- Holds the 3rd and 4th highest single-season rebounding total in WNBA history (398 in 2010 and 374 in 2011)
- Became the fastest player in WNBA history to record 400, 500, 600 and 700 career rebounds
- First player in WNBA history to record three games with 20-points and 20-rebounds
- Has 10-career 30-point games, 7 of which have come with the Liberty (Last – 36 points vs. Dallas on June 2, 2017)
- Set WNBA record 23 double-doubles in a season in 2011
- New York Liberty all-time leading rebounder with 1,243 as a member of the Liberty
- Established rookie records for most rebounds in a game with 23 and double-doubles in a season with 22
- Unanimous choice for WNBA Rookie of the Year in 2010
- Selected as one of four finalists for the 2016 Sports Humanitarian of the Year Award.

2017: Started all 34 games for the Liberty, leading the team in scoring (19.7 ppg), rebounding (9.4 rpg), and 3-point field goal percentage (.348)... Finished the season ranked 3rd in the WNBA in scoring, 4th in rebounding, and 6th in minutes (32.2 mpg)... Named 1st Team All-WNBA for a 3rd-straight season... Named 1st Team WNBA All-Defensive for the 1st time in her career... Selected as Eastern Conference Player of the Month for July and August/September, increasing her league record to 11-career Player of the Month awards... Named Eastern Conference Player of the Week 7 times (6/5, 6/23, 7/24, 7/31, 8/21, 8/28, 9/4) establishing a new WNBA record by receiving the honor 28 times in her career... Recorded a new Liberty single-game record with 19 rebounds against Chicago, also breaking the franchise all-time rebounding mark in the same game... Received the WNBA Cares Community Assist Award for August 2017... Tallied 18 points and 6 rebounds in playoff game against Washington (9/10)... Recorded a double-double with 18 points and 18 rebounds, 1 shy of her season-high. Also had 3 assists and 1 steal in win at Dallas (9/3)... With her first basket of the game passed Chamique Holdsclaw to hold 20th place in scoring all alone with 4,738 points. 10 of her 22 points came within the first 5 minutes of the game. Also collected 8 rebounds in home-win over Chicago (8/27)... Scored 20 points to tie with Chamique Holdsclaw for 20th all-time in scoring at 4,716 points. Matched a season-high 3 steals. Pulled down 7 rebounds in home win over Washington (8/25)... Finished with a game-high 24 points and hauled in 7 rebounds in road-win over Connecticut (8/18)... Netted 21 points and pulled down 7 rebounds to move past DeLisha Milton-Jones for 6th place in WNBA history (8/13)... Led the Liberty with 26 points. Grabbed 7 rebounds and handed out a team-high 4 assists in win over Indiana (8/8)... Scored a game-high 25 points in a comeback win at Indiana. Collected 4 assists and 3 rebounds (7/28)... Managed her 10th double-double of the season with 24 points and 16 rebounds. Also dished out 2 assists and 1 block against Minnesota (7/25)... Poured in 28 points on 12-of-21 shooting against Connecticut. Also managed 17 rebounds, 2 short of her season high (7/19)... Scored 23 points with 1 assist in 33 minutes (7/14)... Scored 29 points for the second game in a row. Pulled down 8 rebounds and managed 2 take-aways at Phoenix (7/9)... Led the Liberty with 29 points and 12 rebounds. Also had 4 assists and 3 blocks against Seattle (7/6)... Finished with 21 points and 7 rebounds. Also had 5 assists and 3 blocks against Atlanta (7/2)... Led the team with a season-high 6 assists. Also scored 20 points and pulled down 11 rebounds to lead the Liberty in both categories against Connecticut (6/23)... Posted her 5th double-double of the year with 25 points and 10 rebounds in an overtime win at Dallas (6/16)... Recorded her 4th double-double of the season with 21 points, and 14 rebounds, 1 shy of her season-high, also had 3 assists against Seattle (6/11)... Scored 18 points, 17 of which came in the 1st half, and finished with a season-high 15 rebounds in win over Atlanta (6/7)... Finished with a career-high 36 points to for her 4th-straight game of 20-plus points, it was her 10th career 30-points game and 7th as a member of the Liberty, also had 10 rebounds and 3 assists in win over Dallas (6/2)... Scored the first 11 Liberty points over 5:23 of action and had 19 points in the 1st half, finished with 25 points to lead all scorers, also had 5 rebounds in game against Sparks (5/30)... Went 12-of-25 from the field, scoring a season-high 28 points at Seattle; scored 13 of her 28 points in the 1st 5:06 of the 3rd quarter and shot 8-of-10 in the period – also had 9 rebounds and 2 steals (5/26)... Earned her 1st double-double of the season with 22 points, 15 of which came during the 1st half, and 11 rebounds in a win at Phoenix (5/23).

PERSONAL: Full name is Tina Alexandria Charles... Daughter of Angella Holgate and Rawiston Charles... Majored in psychology... Consensus High School Player of the Year in 2006... Racked up 1,750 points, 1,224 rebounds, 440 assists and 432 blocks in three seasons at Christ The King... Awards in 2006 included Parade Magazine Player of the Year, Gatorade National Player of the Year, WBCA National Player of the Year, McDonald's Player of the Year, USA Today National Player of the Year and EA Sports National Player of the Year... Averaged 26.5 points, 14.8 rebounds, 5.5 assists, 5.2 blocks and 3.5 assists per game while leading Christ The King to a 30-0 record, a second straight state title, and a second straight No. 1 ranking in USA Today... As a junior in 2004-05, averaged 21.2 points, 13.8 rebounds and 6.2 blocks as Christ The King went 27-0, winning the state title while finishing No. 1 in the final USA Today poll... Charles led her junior varsity team to a 22-0 mark as a freshman... Off the court, Charles has earned great praise for her philanthropic endeavors... Has donated her entire WNBA salary to her Hopey's Heart foundation, which she founded in 2013 and has placed more than 260 AEDs worldwide... She paid \$32,000 to underwrite the construction of a school in Mali that opened in May of 2012, purchased a shipment of athletic shoes from Nike for girls and boys who attend Saint Jago High School in Spanish Town, St. Catherine, Jamaica, and donated \$7,275 to the Wes Leonard Heart Foundation, an organization that raises money to buy Automatic External Defibrillators (AEDs) for schools in Michigan... Charles also donated for the purchase of five AEDs to schools in New York and recently committed to funding five four-year full secondary-school scholarships for girls in Africa through Connect To Learn, a global initiative dedicated to helping educate children in impoverished areas.

TINA CHARLES - HOPEY'S HEART FOUNDATION

The Hopey's Heart Foundation was formed in memory of Tina Charles' late aunt Maureen "Hopey" Vaz, who died of multiple organ failure on March 9th, 2013. Hopey was known for having a very giving heart and when her own heart failed it was a tragic loss to her family and an eye-opener to Charles, who prior to the passing of her aunt, made a \$14,775 donation for ten Automated External Defibrillators (AED) to the New York Department of Education and the Wes Leonard Heart Team. The Hopey's Heart Foundation was founded to prevent Sudden Cardiac Arrest from claiming the lives of promising student athletes like Wes Leonard. It is committed to providing AEDs nationally for the prevention of heart and other injuries in student and amateur athletes through the provision of health education and medical equipment in schools, community and recreational centers. The Hopey's Heart Foundation is committed to improving sports safety and raising awareness of Sudden Cardiac Arrest throughout the country. Tina annually donates her entire WNBA salary to Hopey's Heart Foundation in order to place AEDs in areas of need.





FORWARD

#31 TINA CHARLES

9TH SEASON | CONNECTICUT '10 | QUEENS, N.Y. | 6-4 | BORN DEC. 5, 1988

| | PTS | FGM | FGA | 3FGM | 3FGA | FTM | FTA | OREB | DREB | REB | AST | STL | TO | BLK | MIN |
|----------|------------|------------|---------|--------------|--------------|---------|---------|---------|---------|--------------|---------|--------------|------------|--------------|---------|
| SEASON | 34 | 13 | 25 | 3 | 5 (5x) | 8 | 9 | 5 | 8 (3x) | 12 | 6 | 3 | 6 (2x) | 3 (23) | 37 |
| | vs. DAL | vs. DAL | vs. PHO | vs. DAL | last @ LV | vs. ATL | vs. ATL | vs. MIN | vs. CON | vs. MIN | @ WAS | vs. DAL | @ LV | last @ LV | vs. DAL |
| | 5/29/18 | 5/29/18 | 6/5/18 | 5/29/18 | 6/22/18 | 6/19/18 | 6/19/18 | 5/25/18 | 6/7/18 | 5/25/18 | 6/28/18 | 5/29/18 | 6/22/18 | 6/22/18 | 5/29/18 |
| CAREER | 36 | 14 (3x) | 27 | 3 (2x) | 5 (3x) | 19 | 24 | 9 | 17 | 23 (2x) | 10 | 7 | 8 | 8 | 46 |
| | vs. DAL | last @ CON | vs. PHO | last @ DAL | last vs. DAL | vs. PHO | vs. PHO | @ MIN | @ ATL | last vs. LAS | @ ATL | vs. ATL | last @ ATL | vs. WAS | @ CHI |
| | 6/2/17 | 8/14/15 | 6/26/16 | 9/11/16 | 5/29/18 | 6/29/13 | 6/29/13 | 8/3/10 | 7/7/10 | 6/28/11 | 6/22/16 | 5/24/16 | 6/17/12 | 8/8/10 | 6/23/11 |
| PLAYOFFS | 25 (2x) | 10 (4x) | 27 | 1 (4x) | 3 | 8 | 8 | 7 | 13 | 17 | 9 | 2 (2x) | 5 | 4 (2x) | 45 |
| | last @ IND | last @ IND | vs. WAS | last vs. WAS | vs. PHO | vs. PHO | vs. PHO | vs. IND | @ ATL | @ ATL | vs. IND | last vs. IND | vs. IND | last vs. IND | vs. WAS |
| | 9/27/15 | 9/27/15 | 9/18/15 | 9/10/17 | 9/24/16 | 9/24/16 | 9/24/16 | 10/5/12 | 9/18/11 | 9/18/11 | 9/23/15 | 10/5/12 | 9/29/15 | 10/5/12 | 9/18/15 |

2018 GAME-BY-GAME STATISTICS

PRESEASON

| Opponent | Date | MIN | FGM | FGA | FG% | 3PM | 3PA | 3P% | FTM | FTA | FT% | OR | DR | REB | AST | STL | BLK | TO | PF | PTS | +/- |
|-----------------|------|----------|-----|-----|------|-----|-----|------|-----|-----|-----|----|----|-----|-----|-----|-----|----|----|-----|-----|
| vs. Dallas | 5/7 | 7:25 | 2 | 4 | .500 | 1 | 2 | .500 | 2 | 2 | 100 | 0 | 4 | 4 | 0 | 1 | 0 | 1 | 0 | 7 | +1 |
| vs. Los Angeles | 5/8 | DNP-Head | | | | | | | | | | | | | | | | | | | |

REGULAR SEASON

| | | | | | | | | | | | | | | | | | | | | | |
|-----------------|------|-------|----|----|-------|---|---|-------|---|---|-------|---|---|----|---|---|---|---|---|----|-----|
| at Chicago | 5/20 | 30:10 | 8 | 20 | 0.400 | 1 | 4 | 0.250 | 2 | 3 | 0.667 | 1 | 3 | 4 | 0 | 2 | 0 | 3 | 3 | 19 | -16 |
| vs. Minnesota | 5/25 | 30:01 | 8 | 16 | 0.500 | 1 | 5 | 0.200 | 1 | 3 | 0.333 | 5 | 7 | 12 | 2 | 0 | 0 | 1 | 3 | 18 | -5 |
| vs. Dallas | 5/29 | 37:23 | 13 | 23 | 0.565 | 3 | 5 | 0.600 | 5 | 7 | 0.714 | 2 | 8 | 10 | 3 | 3 | 0 | 6 | 1 | 34 | 10 |
| @ Indiana | 6/2 | 36:39 | 9 | 22 | 0.409 | 0 | 4 | 0.000 | 5 | 5 | 1.000 | 2 | 8 | 10 | 2 | 0 | 2 | 4 | 4 | 23 | -1 |
| vs. Phoenix | 6/5 | 36:33 | 12 | 25 | 0.480 | 1 | 4 | 0.250 | 0 | 0 | 0.000 | 2 | 6 | 8 | 4 | 2 | 0 | 4 | 3 | 25 | -3 |
| vs. Connecticut | 6/7 | 37:10 | 9 | 18 | 0.500 | 0 | 5 | 0.000 | 6 | 7 | 0.857 | 1 | 8 | 9 | 5 | 0 | 3 | 2 | 1 | 24 | 0 |
| vs. Indiana | 6/10 | 34:16 | 4 | 15 | 0.267 | 0 | 1 | 0.000 | 5 | 6 | 0.833 | 1 | 3 | 4 | 3 | 1 | 3 | 3 | 1 | 13 | 3 |
| vs. Las Vegas | 6/13 | 31:09 | 9 | 15 | 0.600 | 1 | 5 | 0.200 | 0 | 0 | 0.000 | 0 | 1 | 1 | 3 | 0 | 0 | 2 | 3 | 19 | -13 |
| @ Minnesota | 6/16 | 30:14 | 5 | 14 | 0.357 | 2 | 4 | 0.500 | 0 | 0 | 0.000 | 0 | 4 | 4 | 2 | 0 | 0 | 2 | 5 | 12 | -7 |
| vs. Atlanta | 6/19 | 33:40 | 10 | 17 | 0.588 | 1 | 2 | 0.500 | 8 | 9 | 0.889 | 2 | 6 | 8 | 3 | 2 | 0 | 1 | 0 | 29 | 11 |
| @ Las Vegas | 6/22 | 31:55 | 6 | 18 | 0.333 | 2 | 5 | 0.400 | 0 | 0 | 0.000 | 2 | 6 | 8 | 5 | 1 | 3 | 6 | 3 | 14 | -7 |
| @ Los Angeles | 6/24 | 27:01 | 5 | 15 | 0.333 | 0 | 3 | 0.000 | 0 | 1 | 0.000 | 1 | 3 | 4 | 0 | 1 | 0 | 1 | 3 | 10 | -23 |
| vs. Phoenix | 6/26 | 32:02 | 4 | 12 | 0.333 | 1 | 2 | 0.500 | 3 | 4 | 0.750 | 2 | 6 | 8 | 3 | 2 | 0 | 2 | 4 | 12 | -7 |
| @ Washington | 6/28 | 31:39 | 8 | 15 | 0.533 | 0 | 0 | 0.000 | 2 | 2 | 1.000 | 1 | 6 | 7 | 6 | 0 | 0 | 2 | 3 | 18 | 4 |
| vs. Chicago | 6/29 | 28:50 | 10 | 19 | 0.526 | 2 | 3 | 0.667 | 2 | 3 | 0.667 | 3 | 1 | 4 | 3 | 0 | 0 | 4 | 2 | 24 | -13 |



FORWARD

#31 TINA CHARLES

9TH SEASON | CONNECTICUT '10 | QUEENS, N.Y. | 6-4 | BORN DEC. 5, 1988

CAREER TRANSACTIONS: Selected by the Connecticut Sun in the First Round of the 2010 WNBA Draft, first overall selection... Acquired from Connecticut in exchange for Kelsey Bone, Alyssa Thomas and 2015 first round draft pick on April 16, 2014... Re-signed with the Liberty on April 6, 2018.

CAREER HIGHLIGHTS:

- WNBA Most Valuable Player in 2012
- Five-time WNBA All-Star (2011, 2013, 2014, 2015, 2017)
- Named First Team All-WNBA 5 times (2011-12; 2015-17, and 1st player in Liberty franchise history to earn 1st Team honors for 3-straight seasons (2015-17)
- Named Second Team All-WNBA 3 times (2010, 2013-14)
- Received 1st Team WNBA All-Defensive Team honors for the 1st time in her career following the 2017 season
- Won a gold medal with Team USA at the 2012 Summer Olympic Games in London, and a second gold medal with Team USA at the 2016 Summer Olympic Games in Rio
- 11-time WNBA Eastern Conference Player of the Month (Last – Aug/Sept. 2017). Won WNBA record 4-straight Player of the Month awards in 2016.
- Named the Eastern Conference Player of the Week WNBA record 28 times in her career (Last – Sept. 4, 2017)
- Has 141 double-double performances in 264 career games, which ranks second in league history behind Lisa Leslie's 157
- Her 10.0 rebounds per game is the best rate in WNBA history and her 18.1 ppg scoring average ranks 8th all-time
- Became just the 3rd player in WNBA history to lead the league in scoring (21.5 ppg) and rebounding (9.9 rpg) in the same season in 2016.
- Led league in rebounding three-straight seasons (2010-12) and for a fourth time in 2016.
- Holds the 3rd and 4th highest single-season rebounding total in WNBA history (398 in 2010 and 374 in 2011)
- Became the fastest player in WNBA history to record 400, 500, 600 and 700 career rebounds
- First player in WNBA history to record three games with 20-points and 20-rebounds
- Has 10-career 30-point games, 7 of which have come with the Liberty (Last – 36 points vs. Dallas on June 2, 2017)
- Set WNBA record 23 double-doubles in a season in 2011
- New York Liberty all-time leading rebounder with 1,243 as a member of the Liberty
- Established rookie records for most rebounds in a game with 23 and double-doubles in a season with 22
- Unanimous choice for WNBA Rookie of the Year in 2010
- Selected as one of four finalists for the 2016 Sports Humanitarian of the Year Award.

2017: Started all 34 games for the Liberty, leading the team in scoring (19.7 ppg), rebounding (9.4 rpg), and 3-point field goal percentage (.348)... Finished the season ranked 3rd in the WNBA in scoring, 4th in rebounding, and 6th in minutes (32.2 mpg)... Named 1st Team All-WNBA for a 3rd-straight season... Named 1st Team WNBA All-Defensive for the 1st time in her career... Selected as Eastern Conference Player of the Month for July and August/September, increasing her league record to 11-career Player of the Month awards... Named Eastern Conference Player of the Week 7 times (6/5, 6/23, 7/24, 7/31, 8/21, 8/28, 9/4) establishing a new WNBA record by receiving the honor 28 times in her career... Recorded a new Liberty single-game record with 19 rebounds against Chicago, also breaking the franchise all-time rebounding mark in the same game... Received the WNBA Cares Community Assist Award for August 2017... Tallied 18 points and 6 rebounds in playoff game against Washington (9/10)... Recorded a double-double with 18 points and 18 rebounds, 1 shy of her season-high. Also had 3 assists and 1 steal in win at Dallas (9/3)... With her first basket of the game passed Chamique Holdsclaw to hold 20th place in scoring all alone with 4,738 points. 10 of her 22 points came within the first 5 minutes of the game. Also collected 8 rebounds in home-win over Chicago (8/27)... Scored 20 points to tie with Chamique Holdsclaw for 20th all-time in scoring at 4,716 points. Matched a season-high 3 steals. Pulled down 7 rebounds in home win over Washington (8/25)... Finished with a game-high 24 points and hauled in 7 rebounds in road-win over Connecticut (8/18)... Netted 21 points and pulled down 7 rebounds to move past DeLisha Milton-Jones for 6th place in WNBA history (8/13)... Led the Liberty with 26 points. Grabbed 7 rebounds and handed out a team-high 4 assists in win over Indiana (8/8)... Scored a game-high 25 points in a comeback win at Indiana. Collected 4 assists and 3 rebounds (7/28)... Managed her 10th double-double of the season with 24 points and 16 rebounds. Also dished out 2 assists and 1 block against Minnesota (7/25)... Poured in 28 points on 12-of-21 shooting against Connecticut. Also managed 17 rebounds, 2 short of her season high (7/19)... Scored 23 points with 1 assist in 33 minutes (7/14)... Scored 29 points for the second game in a row. Pulled down 8 rebounds and managed 2 take-aways at Phoenix (7/9)... Led the Liberty with 29 points and 12 rebounds. Also had 4 assists and 3 blocks against Seattle (7/6)... Finished with 21 points and 7 rebounds. Also had 5 assists and 3 blocks against Atlanta (7/2)... Led the team with a season-high 6 assists. Also scored 20 points and pulled down 11 rebounds to lead the Liberty in both categories against Connecticut (6/23)... Posted her 5th double-double of the year with 25 points and 10 rebounds in an overtime win at Dallas (6/16)... Recorded her 4th double-double of the season with 21 points, and 14 rebounds, 1 shy of her season-high, also had 3 assists against Seattle (6/11)... Scored 18 points, 17 of which came in the 1st half, and finished with a season-high 15 rebounds in win over Atlanta (6/7)... Finished with a career-high 36 points to for her 4th-straight game of 20-plus points, it was her 10th career 30-points game and 7th as a member of the Liberty, also had 10 rebounds and 3 assists in win over Dallas (6/2)... Scored the first 11 Liberty points over 5:23 of action and had 19 points in the 1st half, finished with 25 points to lead all scorers, also had 5 rebounds in game against Sparks (5/30)... Went 12-of-25 from the field, scoring a season-high 28 points at Seattle; scored 13 of her 28 points in the 1st 5:06 of the 3rd quarter and shot 8-of-10 in the period – also had 9 rebounds and 2 steals (5/26)... Earned her 1st double-double of the season with 22 points, 15 of which came during the 1st half, and 11 rebounds in a win at Phoenix (5/23).

PERSONAL: Full name is Tina Alexandria Charles... Daughter of Angella Holgate and Rawiston Charles... Majored in psychology... Consensus High School Player of the Year in 2006... Racked up 1,750 points, 1,224 rebounds, 440 assists and 432 blocks in three seasons at Christ The King... Awards in 2006 included Parade Magazine Player of the Year, Gatorade National Player of the Year, WBCA National Player of the Year, McDonald's Player of the Year, USA Today National Player of the Year and EA Sports National Player of the Year... Averaged 26.5 points, 14.8 rebounds, 5.5 assists, 5.2 blocks and 3.5 assists per game while leading Christ The King to a 30-0 record, a second straight state title, and a second straight No. 1 ranking in USA Today... As a junior in 2004-05, averaged 21.2 points, 13.8 rebounds and 6.2 blocks as Christ The King went 27-0, winning the state title while finishing No. 1 in the final USA Today poll... Charles led her junior varsity team to a 22-0 mark as a freshman... Off the court, Charles has earned great praise for her philanthropic endeavors... Has donated her entire WNBA salary to her Hopey's Heart foundation, which she founded in 2013 and has placed more than 260 AED's worldwide... She paid \$32,000 to underwrite the construction of a school in Mali that opened in May of 2012, purchased a shipment of athletic shoes from Nike for girls and boys who attend Saint Jago High School in Spanish Town, St. Catherine, Jamaica, and donated \$7,275 to the Wes Leonard Heart Foundation, an organization that raises money to buy Automatic External Defibrillators (AEDs) for schools in Michigan... Charles also donated for the purchase of five AEDs to schools in New York and recently committed to funding five four-year full secondary-school scholarships for girls in Africa through Connect To Learn, a global initiative dedicated to helping educate children in impoverished areas.



FORWARD

#0 MARISSA COLEMAN

10TH SEASON | MARYLAND '09 | PORTLAND, OR. | 6-1 | BORN JANUARY 4, 1987

YEAR-BY-YEAR AVERAGES

| SEASON | TEAM | G | GS | MPG | FG% | 3P% | FT% | OREB | DREB | RPG | APG | SPG | BPG | TO | PF | PPG |
|--------|------|-----|-----|------|------|------|------|------|------|-----|-----|-----|-----|-----|-----|------|
| 2009 | WAS | 28 | 0 | 18.8 | 34.0 | 36.3 | 75.6 | 0.8 | 1.9 | 2.7 | 0.8 | 0.7 | 0.3 | 1.2 | 1.6 | 6.1 |
| 2010 | WAS | 34 | 1 | 19.5 | 39.7 | 40.2 | 75.6 | 0.7 | 2.6 | 3.3 | 1.5 | 0.8 | 0.3 | 1.2 | 2.0 | 6.5 |
| 2011 | WAS | 34 | 28 | 27.0 | 38.5 | 36.8 | 67.6 | 1.4 | 3.5 | 4.8 | 1.4 | 0.7 | 0.4 | 1.5 | 2.4 | 8.6 |
| 2012 | LAS | 34 | 2 | 16.1 | 31.9 | 25.5 | 90.0 | 0.7 | 1.9 | 2.6 | 1.1 | 0.6 | 0.2 | 0.7 | 1.3 | 3.1 |
| 2013 | LAS | 34 | 3 | 17.5 | 43.0 | 40.0 | 63.6 | 0.9 | 2.0 | 2.9 | 1.0 | 0.7 | 0.1 | 0.9 | 1.3 | 4.6 |
| 2014 | IND | 34 | 32 | 24.0 | 39.1 | 38.1 | 81.7 | 0.8 | 2.5 | 3.3 | 1.1 | 0.7 | 0.3 | 1.1 | 2.0 | 8.9 |
| 2015 | IND | 34 | 34 | 24.8 | 38.4 | 33.6 | 74.7 | 1.0 | 2.6 | 3.5 | 1.6 | 1.2 | 0.2 | 1.8 | 1.9 | 10.4 |
| 2016 | IND | 32 | 21 | 24.4 | 34.6 | 26.8 | 75.3 | 0.7 | 2.6 | 3.3 | 2.0 | 0.9 | 0.2 | 1.7 | 2.1 | 8.3 |
| 2017 | IND | 34 | 23 | 18.7 | 32.7 | 32.2 | 83.3 | 0.2 | 1.8 | 2.0 | 1.0 | 0.2 | 0.1 | 1.1 | 1.2 | 4.9 |
| Career | | 298 | 144 | 21.2 | 37.2 | 34.5 | 75.9 | 0.8 | 2.4 | 3.2 | 1.3 | 0.8 | 0.2 | 1.3 | 1.7 | 6.9 |

YEAR-BY-YEAR TOTALS

| SEASON | TEAM | G | GS | MIN | FGM-A | 3PM-A | FTM-A | OREB | DREB | REB | AST | STL | BLK | TO | PF | PTS |
|--------|------|-----|-----|------|------------|-----------|-----------|------|------|-----|-----|-----|-----|-----|-----|------|
| 2009 | WAS | 28 | 0 | 525 | 54 - 159 | 29 - 80 | 34 - 45 | 22 | 54 | 76 | 22 | 20 | 9 | 34 | 44 | 171 |
| 2010 | WAS | 34 | 1 | 663 | 75 - 189 | 41 - 102 | 31 - 41 | 25 | 87 | 112 | 50 | 29 | 12 | 42 | 67 | 222 |
| 2011 | WAS | 34 | 28 | 918 | 107 - 278 | 53 - 144 | 25 - 37 | 46 | 118 | 164 | 47 | 24 | 14 | 54 | 80 | 292 |
| 2012 | LAS | 34 | 2 | 548 | 37 - 116 | 14 - 55 | 18 - 20 | 24 | 63 | 87 | 36 | 21 | 8 | 24 | 44 | 106 |
| 2013 | LAS | 34 | 3 | 595 | 58 - 135 | 20 - 50 | 21 - 33 | 32 | 68 | 100 | 34 | 24 | 5 | 31 | 43 | 157 |
| 2014 | IND | 34 | 32 | 815 | 106 - 271 | 43 - 113 | 49 - 60 | 28 | 84 | 112 | 37 | 27 | 11 | 40 | 68 | 304 |
| 2015 | IND | 34 | 34 | 842 | 127 - 331 | 42 - 125 | 59 - 79 | 33 | 87 | 120 | 54 | 42 | 10 | 63 | 65 | 355 |
| 2016 | IND | 32 | 21 | 781 | 85 - 246 | 33 - 123 | 64 - 85 | 23 | 82 | 105 | 63 | 29 | 9 | 56 | 67 | 267 |
| 2017 | IND | 34 | 23 | 636 | 55 - 168 | 28 - 87 | 30 - 36 | 8 | 61 | 69 | 34 | 10 | 5 | 39 | 41 | 168 |
| Career | | 298 | 144 | 6324 | 704 - 1893 | 303 - 879 | 331 - 436 | 241 | 704 | 945 | 377 | 226 | 83 | 383 | 519 | 2042 |

PLAYOFF YEAR-BY-YEAR AVERAGES

| SEASON | TEAM | G | GS | MPG | FG% | 3P% | FT% | OREB | DREB | RPG | APG | SPG | BPG | TO | PF | PPG |
|--------|------|----|----|------|------|------|------|------|------|-----|-----|-----|-----|-----|-----|------|
| 2009 | WAS | 2 | 0 | 26.5 | 31.6 | 50.0 | 100 | 1.5 | 3.5 | 5.0 | 1.5 | 2.0 | 2.0 | 3.5 | 1.5 | 10.5 |
| 2010 | WAS | 2 | 0 | 25.0 | 40.0 | 30.0 | 80.0 | 1.0 | 3.0 | 4.0 | 1.0 | 1.0 | 0.0 | 0.5 | 3.0 | 13.5 |
| 2012 | LAS | 4 | 0 | 7.8 | 33.3 | 33.3 | 100 | 0.3 | 0.5 | 0.8 | 0.3 | 0.2 | 0.0 | 0.0 | 0.5 | 2.0 |
| 2013 | LAS | 3 | 0 | 16.8 | 27.3 | 0.0 | 66.7 | 0.3 | 1.0 | 1.3 | 1.0 | 1.3 | 0.3 | 1.6 | 0.3 | 3.3 |
| 2014 | IND | 5 | 5 | 22.9 | 41.0 | 33.3 | 50.0 | 1.0 | 2.2 | 3.2 | 0.0 | 1.0 | 0.0 | 1.0 | 2.4 | 8.2 |
| 2015 | IND | 11 | 11 | 29.0 | 40.3 | 41.2 | 70.0 | 0.5 | 1.9 | 2.5 | 0.9 | 1.0 | 0.3 | 0.9 | 2.1 | 11.9 |
| 2016 | IND | 1 | 1 | 28.7 | 44.4 | 40.0 | 100 | 0.0 | 2.0 | 2.0 | 1.0 | 1.0 | 0.0 | 1.0 | 6.0 | 13.0 |
| Career | | 28 | 17 | 23.1 | 39.0 | 37.1 | 76.0 | 0.6 | 1.9 | 2.5 | 0.7 | 1.0 | 0.3 | 1.0 | 1.9 | 9.0 |

PLAYOFF YEAR-BY-YEAR TOTALS

| SEASON | TEAM | G | GS | MIN | FGM-A | 3PM-A | FTM-A | OREB | DREB | REB | AST | STL | BLK | TO | PF | PTS |
|--------|------|----|----|-----|----------|----------|---------|------|------|-----|-----|-----|-----|----|----|-----|
| 2009 | WAS | 2 | 0 | 53 | 6 - 19 | 4 - 8 | 5 - 5 | 3 | 7 | 10 | 3 | 4 | 4 | 7 | 3 | 21 |
| 2010 | WAS | 2 | 0 | 50 | 8 - 20 | 3 - 10 | 8 - 10 | 2 | 6 | 8 | 2 | 2 | 0 | 1 | 6 | 27 |
| 2012 | LAS | 4 | 0 | 31 | 2 - 6 | 2 - 6 | 2 - 2 | 1 | 2 | 3 | 1 | 1 | 0 | 0 | 2 | 8 |
| 2013 | LAS | 3 | 0 | 50 | 3 - 11 | 0 - 4 | 4 - 6 | 1 | 3 | 4 | 3 | 4 | 1 | 5 | 1 | 10 |
| 2014 | IND | 5 | 5 | 115 | 16 - 39 | 7 - 21 | 2 - 4 | 5 | 11 | 16 | 0 | 5 | 0 | 5 | 12 | 41 |
| 2015 | IND | 11 | 11 | 319 | 48 - 119 | 21 - 51 | 14 - 20 | 6 | 21 | 27 | 10 | 12 | 4 | 10 | 23 | 131 |
| 2016 | IND | 1 | 1 | 29 | 4 - 9 | 2 - 5 | 3 - 3 | 0 | 2 | 2 | 1 | 1 | 0 | 1 | 6 | 13 |
| Career | | 28 | 17 | 647 | 87 - 223 | 39 - 105 | 38 - 50 | 18 | 52 | 70 | 20 | 29 | 9 | 29 | 53 | 251 |



FORWARD

#0 MARISSA COLEMAN

10TH SEASON | MARYLAND '09 | PORTLAND, OR. | 6-1 | BORN JANUARY 4, 1987

| | PTS | FGM | FGA | 3FGM | 3FGA | FTM | FTA | OREB | DREB | REB | AST | STL | TO | BLK | MIN |
|----------|--------------------|------------------------|-------------------|------------------------|-------------------|------------------------|------------------------|-------------------------|-------------------------|-------------------------|------------------------|-------------------------|-------------------------|----------------------|--------------------|
| SEASON | 12 | 5 (2x) | 12 | 2 (3x) | 5 | 2 (2x) | 2 (2x) | 3 | 5 (2x) | 7 | 5 | 4 | 2 (2x) | 1 (2x) | 32 |
| | vs. DAL 5/29/18 | last vs. CON 6/7/18 | vs. CON 6/7/18 | last vs. PHO 6/5/18 | vs. CON 6/7/18 | last vs. LV 6/13/18 | last vs. LV 6/13/18 | vs. PHO 6/5/18 | last vs. ATL 6/19/18 | vs. CON 6/7/18 | last vs. LV 6/13/18 | last vs. DAL 5/29/18 | last vs. IND 6/10/18 | last @ LV 6/22/18 | vs. DAL 5/29/18 |
| CAREER | 33 | 12 (2x) | 25 | 6 (2x) | 11 | 12 | 13 | 4 (2x) | 7 (3x) | 9 (2x) | 9 (2x) | 6 (2x) | 6 (2x) | 2 (4x) | 41 |
| | @ ATL 6/02/12 | last @ ATL 6/02/12 | @ ATL 6/02/16 | last @ PHO 5/27/13 | @ CHI 9/11/13 | @ CON 8/05/14 | @ CON 8/05/14 | last vs. LAS 8/13/17 | last @ PHO 7/9/17 | last @ PHO 7/9/17 | last @ ATL 7/2/17 | last @ CON 8/14/15 | last @ ATL 6/02/12 | last @ ATL 7/2/17 | @ MIN 8/11/13 |
| PLAYOFFS | 5 | 2 | 7 | -- | 2 | 1 | 2 | 1 (2x) | 2 (2x) | 3 (2x) | 5 | 2 | 1 | -- | 25 |
| | @ IND 8/21/14 | @ IND 8/21/14 | @ IND 8/21/14 | -- | @ IND 8/21/14 | @ IND 8/21/14 | @ IND 8/21/14 | last vs. IND 8/23/14 | last vs. IND 8/23/14 | last vs. IND 8/23/14 | vs. IND 8/23/14 | @ IND 8/21/14 | @ IND 8/21/14 | -- | @ IND 8/21/14 |

2018 GAME-BY-GAME STATISTICS

PRESEASON

| Opponent | Date | MIN | FGM | FGA | FG% | 3PM | 3PA | 3P% | FTM | FTA | FT% | OR | DR | REB | AST | STL | BLK | TO | PF | PTS | +/- |
|-----------------|------|-------|-----|-----|------|-----|-----|------|-----|-----|-----|----|----|-----|-----|-----|-----|----|----|-----|-----|
| vs. Dallas | 5/7 | 6:33 | 6 | 12 | .500 | 2 | 4 | .500 | 0 | 0 | - | 0 | 2 | 2 | 0 | 1 | 0 | 1 | 0 | 14 | 2 |
| vs. Los Angeles | 5/8 | 28:54 | 5 | 10 | .500 | 2 | 3 | .667 | 2 | 2 | 1.0 | 3 | 1 | 4 | 3 | 0 | 1 | 1 | 1 | 14 | 17 |

REGULAR SEASON

| | | | | | | | | | | | | | | | | | | | | | |
|-----------------|------|--------------------------|---|----|-------|---|---|-------|---|---|-------|---|---|---|---|---|---|---|---|----|----|
| at Chicago | 5/20 | 23:08 | 2 | 8 | 0.250 | 2 | 3 | 0.667 | 2 | 2 | 1.000 | 1 | 3 | 4 | 3 | 2 | 0 | 1 | 2 | 8 | -5 |
| vs. Minnesota | 5/25 | 25:27 | 4 | 9 | 0.444 | 0 | 3 | 0.000 | 0 | 0 | 0.000 | 1 | 0 | 1 | 1 | 0 | 0 | 1 | 1 | 8 | 1 |
| vs. Dallas | 5/29 | 32:09 | 5 | 7 | 0.714 | 2 | 4 | 0.500 | 0 | 0 | 0.000 | 1 | 3 | 4 | 2 | 4 | 1 | 1 | 1 | 12 | -3 |
| @ Indiana | 6/2 | 27:28 | 1 | 5 | 0.200 | 0 | 1 | 0.000 | 0 | 0 | 0.000 | 0 | 2 | 2 | 1 | 0 | 0 | 1 | 2 | 2 | -3 |
| vs. Phoenix | 6/5 | 21:25 | 3 | 5 | 0.600 | 2 | 4 | 0.500 | 0 | 0 | 0.000 | 3 | 2 | 5 | 2 | 0 | 0 | 0 | 1 | 8 | -4 |
| vs. Connecticut | 6/7 | 28:05 | 5 | 12 | 0.417 | 1 | 5 | 0.200 | 0 | 0 | 0.000 | 2 | 5 | 7 | 3 | 1 | 0 | 2 | 0 | 11 | 7 |
| vs. Indiana | 6/10 | 18:44 | 3 | 6 | 0.500 | 1 | 2 | 0.500 | 0 | 0 | 0.000 | 0 | 2 | 2 | 1 | 0 | 0 | 2 | 2 | 7 | 2 |
| vs. Las Vegas | 6/13 | 19:18 | 2 | 5 | 0.400 | 0 | 2 | 0.000 | 2 | 2 | 1.000 | 1 | 4 | 5 | 5 | 1 | 0 | 0 | 1 | 6 | -4 |
| @ Minnesota | 6/16 | 12:40 | 0 | 2 | 0.000 | 0 | 1 | 0.000 | 0 | 0 | 0.000 | 0 | 0 | 0 | 1 | 0 | 0 | 0 | 1 | 0 | -8 |
| vs. Atlanta | 6/19 | 17:22 | 1 | 4 | 0.250 | 0 | 2 | 0.000 | 0 | 0 | 0.000 | 1 | 5 | 6 | 1 | 1 | 0 | 1 | 1 | 2 | 5 |
| @ Las Vegas | 6/22 | 18:25 | 2 | 7 | 0.286 | 1 | 2 | 0.500 | 0 | 0 | 0.000 | 0 | 1 | 1 | 1 | 0 | 1 | 0 | 1 | 5 | 0 |
| @ Los Angeles | 6/24 | 10:53 | 0 | 1 | 0.000 | 0 | 1 | 0.000 | 0 | 0 | 0.000 | 0 | 1 | 1 | 0 | 0 | 0 | 0 | 2 | 0 | -6 |
| vs. Phoenix | 6/26 | DND - Right Ankle Sprain | | | | | | | | | | | | | | | | | | | |
| @ Washington | 6/28 | DND - Right Ankle Sprain | | | | | | | | | | | | | | | | | | | |
| vs. Chicago | 6/29 | DND - Right Ankle Sprain | | | | | | | | | | | | | | | | | | | |



FORWARD

#0 MARISSA COLEMAN

10TH SEASON | MARYLAND '09 | PORTLAND, OR. | 6-1 | BORN JANUARY 4, 1987

CAREER TRANSACTIONS: Selected by the Washington Mystics in the First Round of the 2009 WNBA Draft, second overall selection... Traded to Los Angeles, February, 1 2012, in exchange for Noelle Quinn... Signed as a free agent by Indiana, March 29, 2014... Signed a contract extension with Indiana, September 14, 2016... Waived by Indiana April 25, 2018... Signed as a free agent by New York, May 1, 2018.

CAREER HIGHLIGHTS:

- Nine-year WNBA veteran and former No. 2 draft pick
- Eclipsed 2,000 career points during 2017 season
- 2015 WNBA All-Star
- Twice matched Fever playoff record with 5 3FGs during 2015 playoffs
- WNBA Finals in 2015 with Indiana

2017: Coleman averaged 4.9 points per game and reached double-figure scoring four times... she scored 19 points with five 3-pointers in a home win over defending champion Los Angeles, 5/24... she scored a season-high 20 points with a career-high six 3-pointers against Washington, 8/20... she became the 11th player to score 1,000 career points in Fever uniform at Chicago, 6/28, and eclipsed the 2,000-point mark of her career at Connecticut, 7/30.

PERSONAL: The daughter of Joni and Tony Coleman... she has a sister, Tonya, and a brother, Anthony... a lifelong resident of the Washington, D.C. area, she played at the University of Maryland following a prep career in the District... she was drafted by the Mystics and played her first two pro seasons in Washington... in November 2016, she opened a Mellow Mushroom pizza restaurant in nearby Roanoke, Va., with her former L.A. Sparks teammate Alana Beard... she chose Maryland over Duke, Connecticut, Tennessee and Florida... at St. John's College High School in the District of Columbia, she was a McDonald's and WBCA All-American, playing in both senior all-star games... she led all scorers with 19 points in the McDonald's game and was selected the East's MVP in the WBCA game... she also was a first team Parade All-American... Coleman was named first team All-USA by USA Today and was the Washington Post High School Player of the Year... she earned first team All-Met honors in her final two seasons... she was the 2004 and 2005 Washington D.C. Gatorade Player of the Year, leading the Cadets to a 59-9 record in her final two years... she led her squad to the Washington Catholic Athletic Conference title game every year, capturing the title in 2002 and 2004... she left the school with career records for points (2,057) and rebounds (1,750)... she averaged 21 points, 10 rebounds, three assists and two steals a game as a senior.



GUARD

#8 BRIA HARTLEY

5TH SEASON | CONNECTICUT '14 | NORTH BABYLON, N.Y. | 5-8 | BORN SEPTEMBER 30, 1992

YEAR-BY-YEAR AVERAGES

| SEASON | TEAM | G | GS | MPG | FG% | 3P% | FT% | OREB | DREB | RPG | APG | SPG | BPG | TO | PF | PPG |
|--------|------|-----|----|------|------|------|------|------|------|-----|-----|-----|-----|-----|-----|-----|
| 2014 | WAS | 34 | 29 | 27.1 | 38.0 | 32.7 | 78.0 | 0.6 | 1.6 | 2.1 | 3.1 | 0.7 | 0.0 | 2.5 | 1.8 | 9.7 |
| 2015 | WAS | 25 | 0 | 12.3 | 30.4 | 23.9 | 76.5 | 0.2 | 1.0 | 1.2 | 1.6 | 0.4 | 0.0 | 0.8 | 0.9 | 4.2 |
| 2016 | WAS | 24 | 5 | 16.9 | 37.6 | 36.2 | 80.0 | 0.4 | 1.6 | 2.0 | 2.3 | 0.4 | 0.0 | 1.4 | 1.8 | 6.5 |
| 2017 | NYL | 34 | 24 | 21.4 | 41.6 | 34.5 | 74.4 | 0.3 | 1.8 | 2.1 | 2.1 | 0.5 | 0.1 | 1.4 | 1.6 | 7.8 |
| Career | | 117 | 58 | 20.2 | 37.9 | 32.7 | 77.5 | 0.4 | 1.5 | 1.9 | 2.3 | 0.6 | 0.0 | 1.6 | 1.6 | 7.3 |

YEAR-BY-YEAR TOTAL

| SEASON | TEAM | G | GS | MIN | FGM-A | 3PM-A | FTM-A | OREB | DREB | REB | AST | STL | BLK | TO | PF | PTS |
|--------|------|-----|----|------|-----------|-----------|-----------|------|------|-----|-----|-----|-----|-----|-----|-----|
| 2014 | WAS | 34 | 29 | 921 | 116 - 305 | 33 - 101 | 64 - 82 | 19 | 53 | 72 | 105 | 24 | 2 | 85 | 60 | 329 |
| 2015 | WAS | 25 | 0 | 306 | 34 - 112 | 11 - 46 | 26 - 34 | 4 | 26 | 30 | 41 | 12 | 1 | 21 | 23 | 105 |
| 2016 | WAS | 24 | 5 | 406 | 50 - 133 | 21 - 58 | 36 - 45 | 9 | 38 | 47 | 54 | 10 | 0 | 35 | 44 | 157 |
| 2017 | NYL | 34 | 24 | 727 | 99 - 238 | 38 - 110 | 29 - 39 | 10 | 61 | 71 | 70 | 19 | 5 | 49 | 55 | 265 |
| Career | | 117 | 58 | 2361 | 299 - 788 | 103 - 315 | 155 - 200 | 42 | 178 | 220 | 270 | 65 | 8 | 190 | 182 | 856 |

PLAYOFF YEAR-BY-YEAR AVERAGES

| SEASON | TEAM | G | GS | MPG | FG% | 3P% | FT% | OREB | DREB | RPG | APG | SPG | BPG | TO | PF | PTS |
|--------|------|---|----|------|------|------|------|------|------|-----|-----|-----|-----|-----|-----|------|
| 2014 | WAS | 2 | 2 | 20.4 | 33.3 | 0.0 | 50.0 | 1.0 | 2.0 | 3.0 | 4.5 | 1.0 | 0.0 | 0.5 | 4.0 | 3.5 |
| 2015 | WAS | 1 | 0 | 6.0 | 0.0 | 0.0 | 0.0 | 0.0 | 1.0 | 1.0 | 1.0 | 0.0 | 0.0 | 0.0 | 1.0 | 0.0 |
| 2017 | NYL | 1 | 1 | 29.5 | 60.0 | 40.0 | 100 | 0.0 | 2.0 | 2.0 | 5.0 | 1.0 | 0.0 | 5.0 | 4.0 | 15.0 |
| Career | | 4 | 3 | 19.1 | 42.9 | 25.0 | 66.7 | 0.5 | 1.8 | 2.3 | 3.8 | 0.8 | 0.0 | 1.5 | 3.3 | 5.5 |

PLAYOFF YEAR-BY-YEAR TOTALS

| SEASON | TEAM | G | GS | MPG | FG% | 3P% | FT% | OREB | DREB | RPG | APG | SPG | BPG | TO | PF | PTS |
|--------|------|---|----|-----|--------|-------|-------|------|------|-----|-----|-----|-----|----|----|-----|
| 2014 | WAS | 2 | 2 | 41 | 3 - 9 | 0 - 2 | 1 - 2 | 2 | 4 | 6 | 9 | 2 | 0 | 1 | 8 | 7 |
| 2015 | WAS | 1 | 0 | 6 | 0 - 2 | 0 - 1 | 0 - 0 | 0 | 1 | 1 | 1 | 0 | 0 | 0 | 1 | 0 |
| 2017 | NYL | 1 | 1 | 29 | 6 - 10 | 2 - 5 | 1 - 1 | 0 | 2 | 2 | 5 | 1 | 0 | 5 | 4 | 15 |
| Career | | 4 | 3 | 76 | 9 - 21 | 2 - 8 | 2 - 3 | 2 | 7 | 9 | 15 | 3 | 0 | 6 | 13 | 22 |



GUARD

#8 BRIA HARTLEY

5TH SEASON | CONNECTICUT '14 | NORTH BABYLON, N.Y. | 5-8 | BORN SEPTEMBER 30, 1992

| | PTS | FGM | FGA | 3FGM | 3FGA | FTM | FTA | OREB | DREB | REB | AST | STL | TO | BLK | MIN |
|----------|---------|---------|---------|-------------|--------------|--------------|--------------|--------------|--------------|--------------|--------------|---------|-------------|---------|-----------|
| SEASON | 18 | 7 | 13 | 4 | 8 | 3 | 2 (4x) | 3 | 5 | 5 (2x) | 6 (3x) | 3 (2x) | 5 | | 33 |
| | vs. PHO | vs. PHO | vs. PHO | vs. PHO | vs. PHO | vs. ATL | last vs. MIN | @ IND | vs. PHO | last vs. PHO | last @ MIN | @ LV | vs. LV | -- | vs. PHO |
| | 6/5/18 | 6/5/18 | 6/5/18 | 6/5/18 | 6/5/18 | 6/19/18 | 6/16/18 | 6/2/18 | 6/26/18 | 6/26/18 | 6/16/18 | 6/22/18 | 6/13/18 | | 6/5/18 |
| CAREER | 26 | 11 | 16 | 4 (3x) | 8 (2x) | 6 (3x) | 8 | 3 | 5 (4x) | 6 (2x) | 7 | 4 | 5 (5x) | 2 | 39 (2x) |
| | @ SEA | @ SEA | @ SEA | last vs. NY | last vs. PHO | last @ CT | @ CHI | vs. IND | last vs. PHO | last @ CT | vs. LA | @ ATL | last vs. LV | vs. DAL | last @ CT |
| | 6/22/14 | 6/22/14 | 6/22/14 | 5/14/16 | 6/5/17 | 6/14/16 | 7/09/14 | 6/06/14 | 6/26/18 | 5/21/16 | 5/20/16 | 6/18/14 | 6/13/18 | 6/02/17 | 5/21/16 |
| PLAYOFFS | 15 | 6 | 10 | 2 | 5 | 1 (2x) | 2 | 1 (2x) | 2 (3x) | 3 (2x) | 5 (2x) | 2 | 5 | | 29 |
| | vs. WAS | vs. WAS | vs. WAS | vs. WAS | vs. WAS | last vs. WAS | @ IND | last vs. IND | last vs. WAS | last vs. IND | last vs. WAS | @ IND | vs. WAS | -- | vs. WAS |
| | 9/10/17 | 9/10/17 | 9/10/17 | 9/10/17 | 9/10/17 | 9/10/17 | 8/21/14 | 8/23/14 | 9/10/17 | 8/23/14 | 9/10/17 | 8/21/14 | 9/10/17 | | 9/10/17 |

2018 GAME-BY-GAME STATISTICS

PRESEASON

| Opponent | Date | MIN | FGM | FGA | FG% | 3PM | 3PA | 3P% | FTM | FTA | FT% | OR | DR | REB | AST | STL | BLK | TO | PF | PTS | +/- |
|-----------------|------|-----|--------------|-----|-----|-----|-----|-----|-----|-----|-----|----|----|-----|-----|-----|-----|----|----|-----|-----|
| vs. Dallas | 5/7 | | NWT - Turkey | | | | | | | | | | | | | | | | | | |
| vs. Los Angeles | 5/8 | | NWT - Turkey | | | | | | | | | | | | | | | | | | |

REGULAR SEASON

| | | | | | | | | | | | | | | | | | | | | | |
|-----------------|------|-------|---|----|-------|---|---|-------|---|---|-------|---|---|---|---|---|---|---|---|----|-----|
| at Chicago | 5/20 | 31:33 | 3 | 10 | 0.300 | 1 | 3 | 0.333 | 1 | 2 | 0.500 | 1 | 2 | 3 | 6 | 0 | 0 | 1 | 1 | 8 | -4 |
| vs. Minnesota | 5/25 | 22:38 | 2 | 10 | 0.200 | 0 | 2 | 0.000 | 0 | 0 | 0.000 | 1 | 1 | 2 | 3 | 1 | 0 | 0 | 3 | 4 | -5 |
| vs. Dallas | 5/29 | 24:07 | 3 | 5 | 0.600 | 1 | 2 | 0.500 | 0 | 0 | 0.000 | 0 | 0 | 0 | 6 | 0 | 0 | 1 | 5 | 7 | -6 |
| @ Indiana | 6/2 | 30:46 | 3 | 6 | 0.500 | 0 | 1 | 0.000 | 1 | 1 | 1.000 | 3 | 2 | 5 | 4 | 0 | 0 | 3 | 1 | 7 | 7 |
| vs. Phoenix | 6/5 | 33:33 | 7 | 13 | 0.538 | 4 | 8 | 0.500 | 0 | 2 | 0.000 | 2 | 1 | 3 | 5 | 2 | 0 | 3 | 1 | 18 | -2 |
| vs. Connecticut | 6/7 | 28:43 | 3 | 4 | 0.750 | 2 | 3 | 0.667 | 1 | 2 | 0.500 | 2 | 1 | 3 | 5 | 0 | 0 | 1 | 3 | 9 | 1 |
| vs. Indiana | 6/10 | 27:39 | 5 | 9 | 0.556 | 2 | 4 | 0.500 | 0 | 0 | 0.000 | 0 | 4 | 4 | 1 | 0 | 0 | 3 | 4 | 12 | -10 |
| vs. Las Vegas | 6/13 | 23:58 | 4 | 8 | 0.500 | 1 | 4 | 0.250 | 0 | 1 | 0.000 | 1 | 1 | 2 | 2 | 3 | 0 | 5 | 2 | 9 | -18 |
| @ Minnesota | 6/16 | 22:46 | 3 | 7 | 0.429 | 1 | 2 | 0.500 | 2 | 2 | 1.000 | 0 | 2 | 2 | 6 | 2 | 0 | 2 | 0 | 9 | -2 |
| vs. Atlanta | 6/19 | 23:50 | 3 | 8 | 0.375 | 0 | 3 | 0.000 | 3 | 3 | 1.000 | 0 | 1 | 1 | 5 | 0 | 0 | 2 | 3 | 9 | -1 |
| @ Las Vegas | 6/22 | 23:32 | 2 | 9 | 0.222 | 0 | 5 | 0.000 | 0 | 0 | 0.000 | 2 | 1 | 3 | 4 | 3 | 0 | 3 | 4 | 4 | -8 |
| @ Los Angeles | 6/24 | 17:23 | 1 | 5 | 0.200 | 1 | 3 | 0.333 | 0 | 2 | 0.000 | 0 | 4 | 4 | 2 | 0 | 0 | 2 | 3 | 3 | -29 |
| vs. Phoenix | 6/26 | 23:53 | 5 | 10 | 0.500 | 1 | 3 | 0.333 | 0 | 0 | 0.000 | 0 | 5 | 5 | 3 | 1 | 0 | 1 | 0 | 11 | -5 |
| @ Washington | 6/28 | 18:36 | 2 | 5 | 0.400 | 0 | 0 | 0.000 | 0 | 1 | 0.000 | 0 | 1 | 1 | 1 | 1 | 0 | 1 | 1 | 4 | -9 |
| vs. Chicago | 6/29 | 12:50 | 2 | 4 | 0.500 | 1 | 3 | 0.333 | 1 | 1 | 1.000 | 0 | 3 | 3 | 4 | 0 | 0 | 0 | 2 | 6 | 5 |



GUARD

#8 BRIA HARTLEY

5TH SEASON | CONNECTICUT '14 | NORTH BABYLON, N.Y. | 5-8 | BORN SEPTEMBER 30, 1992

CAREER TRANSACTIONS: Drafted No. 7 overall by the Seattle Storm in the 2014 WNBA Draft... Traded to the Washington Mystics on April 14, 2014... Traded to the New York Liberty on January 30, 2017 along with center Kia Vaughn in exchange for center Carolyn Swords... Re-signed with the Liberty as a restricted free agent on Feb. 9, 2018.

CAREER HIGHLIGHTS:

- Drafted in the 1st round, 7th overall by the Seattle Storm in 2014, and traded to the Washington Mystics on draft day.
- Named to the WNBA All-Rookie team in 2014
- Career .327 percent 3-point shooter, made a career-best 38 3-pointers in 2017, and shot a career-best .362 percent from three in 2016
- Averaged career-best 9.7 ppg and 3.1 apg during rookie season in 2014

2017: Appeared in all 34 games for the Liberty, making 24 starts... Averaged 7.8 ppg, 2.1 rpg and 2.1 apg... Finished the season ranked 22nd in the WNBA shooting .345 from 3-point range... Ranked 2nd on the Liberty with 38 made 3-pointers, the highest tally of her career... Averaged 10.8 ppg and scored in double figures 12 times over the final 17 games of the season, helping lead the Liberty to a 14-3 record over that stretch... Netted 15 points, including 2 3-pointers. Also had 5 assists and 2 rebounds in playoff game against Washington (9/10)... Scored 13 points, including 2 3-point shots. Grabbed 3 rebounds and handed out 2 assists in final regular-season game at Dallas (9/3)... Connected for 11 points, including a 3-point shot. Posted the highest +/- rating with 21 in a win over Chicago (8/27)... Against her former team, scored 10 points including a pair of 3-pointers. Grabbed 4 rebounds and handed out 3 assists in win over the Mystics (8/25)... Collected 12 points and 3 rebounds in road win over Indiana. Also put up 2 assists and 2 steals (8/23)... Dished out a season-high 6 assists. Managed 9 points, including 2 3-pointers, and 4 rebounds in win over Minnesota (8/20)... Hit a season-high 3 3-pointers to finish with 11 points, also posted 3 rebounds against Connecticut (8/18)... Matched a season-high 5 assists. Connected for 7 points in win over Los Angeles (8/13)... Reached 4-straight games in double figures, scoring 10 points with a couple of 3-pointers to go along with 2 assists in a win at Atlanta (8/11)... Managed 13 points to record her 3rd straight game scoring in double figures, her longest streak of the season, and longest such streak since 2014. Also had 3 rebounds and 2 assists against Indiana (8/8)... Scored 16 points, 1 shy of her season-high. Also had 3 rebounds and 3 assists at LA (8/4)... Matched her season-high with 17 points. Recorded a new season-high with 5 assists. Also managed 1 steal and 2 rebounds at San Antonio (8/1)... Matched her season-high with 17 points, going 3-of-3 from deep. Also managed 4 assists and 3 rebounds in win over Indiana (7/28)... Netted 10 points, including a pair of 3-pointers. Also had 3 rebounds against Connecticut (7/19)... Posted a team-high 15 points, including 3 3-pointers, to lead the Liberty in scoring for the 1st time. Was able to also collect 4 rebounds, 1 assist, 1 steal, and 1 block against Washington (7/16)... Finished with 5 points and also tied her career-high with 5 rebounds at Washington (6/29)... Scored double figures in back-to-back games for the 1st time this season. Finished with 13 points, shooting 5-of-7 from the floor. Also had a rebound, assist, and steal against Connecticut (6/23)... Scored a season-high 17 points, including a clutch erratic 3-pointer in OT at Dallas, eclipsing 10 points for the 3rd time over the previous 6 games (6/16)... Tied her season-high in scoring with 10 points, also tallied a season-high 3 steals against Seattle (6/11)... Finished the game with 10 points, a season-high, including a pair of 3-pointers against Dallas; also had 4 assists, 3 rebounds, and a career-best 2 blocks (6/2)... Had 3 assists and 4 rebounds in home opening win over San Antonio Stars (5/13).

PERSONAL: Born September 30, 1992... Parents are Dennis and Simone Hartley... Majored in communication sciences... Earned a Suffolk County Legislature proclamation for high academic achievement, community service and excellence in basketball... Son, Bryson Noah, born in January 2017.



GUARD

#5 KIA NURSE

1ST SEASON | CONNECTICUT '18 | HAMILTON, CANADA | 6-0 | BORN FEBRUARY 22, 1996

| | PTS | FGM | FGA | 3FGM | 3FGA | FTM | FTA | OREB | DREB | REB | AST | STL | TO | BLK | MIN |
|--------|--------|--------|--------|--------------|--------|--------|--------|--------------|--------|--------|--------|--------------|--------|------------|--------|
| SEASON | 34 | 8 | 16 | 3 (3x) | 8 | 15 | 16 | 3 (2x) | 6 | 9 | 4 | 2 (4x) | 4 | 1 (2x) | 40 |
| | @ IND | @ IND | @ IND | last vs. CON | @ IND | @ IND | @ IND | last vs. PHO | @ IND | @ IND | @ IND | last vs. CHI | @ IND | last @ IND | @ IND |
| | 6/2/18 | 6/2/18 | 6/2/18 | 6/7/18 | 6/2/18 | 6/2/18 | 6/2/18 | 6/5/18 | 6/2/18 | 6/2/18 | 6/2/18 | 6/29/18 | 6/2/18 | 6/2/18 | 6/2/18 |
| CAREER | 34 | 8 | 16 | 3 (2x) | 8 | 15 | 16 | 3 (2x) | 6 | 9 | 4 | 2 (4x) | 4 | 1 (2x) | 40 |
| | @ IND | @ IND | @ IND | last @ IND | @ IND | @ IND | @ IND | last vs. PHO | @ IND | @ IND | @ IND | last vs. CHI | @ IND | last @ IND | @ IND |
| | 6/2/18 | 6/2/18 | 6/2/18 | 6/2/18 | 6/2/18 | 6/2/18 | 6/2/18 | 6/5/18 | 6/2/18 | 6/2/18 | 6/2/18 | 6/29/18 | 6/2/18 | 6/2/18 | 6/2/18 |

2018 GAME-BY-GAME STATISTICS

PRESEASON

| Opponent | Date | MIN | FGM | FGA | FG% | 3PM | 3PA | 3P% | FTM | FTA | FT% | OR | DR | REB | AST | STL | BLK | TO | PF | PTS | +/- |
|-----------------|------|-------|-----|-----|------|-----|-----|------|-----|-----|------|----|----|-----|-----|-----|-----|----|----|-----|-----|
| vs. Dallas | 5/7 | 6:34 | 2 | 6 | .333 | 0 | 2 | .000 | 6 | 7 | .857 | 2 | 2 | 4 | 1 | 0 | 0 | 3 | 2 | 10 | -1 |
| vs. Los Angeles | 5/8 | 23:13 | 7 | 13 | .538 | 3 | 6 | .500 | 2 | 4 | .500 | 1 | 1 | 2 | 1 | 1 | 0 | 1 | 2 | 19 | +2 |

REGULAR SEASON

| | | | | | | | | | | | | | | | | | | | | | |
|-----------------|------|-------|---|----|-------|---|---|-------|----|----|-------|---|---|---|---|---|---|---|---|----|-----|
| at Chicago | 5/20 | 28:43 | 5 | 10 | 0.500 | 2 | 6 | 0.333 | 5 | 5 | 1.000 | 1 | 1 | 2 | 3 | 2 | 0 | 1 | 1 | 17 | 8 |
| vs. Minnesota | 5/25 | 34:02 | 4 | 12 | 0.333 | 3 | 6 | 0.500 | 3 | 3 | 1.000 | 1 | 4 | 5 | 2 | 0 | 1 | 1 | 2 | 14 | -8 |
| vs. Dallas | 5/29 | 20:30 | 4 | 10 | 0.400 | 1 | 4 | 0.250 | 2 | 2 | 1.000 | 0 | 1 | 1 | 1 | 1 | 0 | 3 | 4 | 11 | 14 |
| @ Indiana | 6/2 | 40:25 | 8 | 16 | 0.500 | 3 | 8 | 0.375 | 15 | 16 | 0.938 | 3 | 6 | 9 | 4 | 2 | 1 | 4 | 2 | 34 | 10 |
| vs. Phoenix | 6/5 | 22:58 | 2 | 7 | 0.286 | 0 | 4 | 0.000 | 1 | 1 | 1.000 | 3 | 0 | 3 | 2 | 0 | 0 | 1 | 1 | 5 | -4 |
| vs. Connecticut | 6/7 | 26:14 | 4 | 9 | 0.444 | 3 | 5 | 0.600 | 0 | 0 | 0.000 | 0 | 2 | 2 | 0 | 0 | 0 | 0 | 3 | 11 | -4 |
| vs. Indiana | 6/10 | 28:10 | 3 | 5 | 0.600 | 2 | 4 | 0.500 | 2 | 4 | 0.500 | 0 | 2 | 2 | 3 | 0 | 0 | 0 | 3 | 10 | 4 |
| vs. Las Vegas | 6/13 | 18:16 | 1 | 7 | 0.143 | 1 | 4 | 0.250 | 0 | 0 | 0.000 | 0 | 1 | 1 | 3 | 0 | 0 | 0 | 4 | 3 | -4 |
| @ Minnesota | 6/16 | 18:25 | 2 | 5 | 0.400 | 0 | 2 | 0.000 | 2 | 2 | 1.000 | 0 | 2 | 2 | 0 | 0 | 0 | 0 | 0 | 6 | -6 |
| vs. Atlanta | 6/19 | 28:23 | 4 | 12 | 0.333 | 1 | 6 | 0.167 | 2 | 4 | 0.500 | 0 | 3 | 3 | 1 | 1 | 0 | 1 | 2 | 11 | 0 |
| @ Las Vegas | 6/22 | 21:35 | 4 | 6 | 0.667 | 1 | 3 | 0.333 | 4 | 4 | 1.000 | 2 | 1 | 3 | 1 | 0 | 0 | 0 | 2 | 13 | -10 |
| @ Los Angeles | 6/24 | 13:11 | 0 | 1 | 0.000 | 0 | 0 | 0.000 | 1 | 2 | 0.500 | 0 | 1 | 1 | 1 | 0 | 0 | 0 | 1 | 1 | -4 |
| vs. Phoenix | 6/26 | 18:41 | 1 | 3 | 0.333 | 1 | 3 | 0.333 | 1 | 2 | 0.500 | 1 | 1 | 2 | 1 | 2 | 1 | 1 | 2 | 4 | -4 |
| @ Washington | 6/28 | 21:44 | 2 | 6 | 0.333 | 0 | 4 | 0.000 | 1 | 1 | 1.000 | 1 | 2 | 3 | 2 | 0 | 0 | 2 | 1 | 5 | -5 |
| vs. Chicago | 6/29 | 19:56 | 3 | 6 | 0.500 | 1 | 3 | 0.333 | 2 | 2 | 1.000 | 1 | 0 | 1 | 0 | 2 | 0 | 1 | 3 | 9 | -3 |



GUARD

#5 KIA NURSE

1ST SEASON | CONNECTICUT '18 | HAMILTON, CANADA | 6-0 | BORN FEBRUARY 22, 1996

CAREER TRANSACTIONS: Selected by the New York Liberty in the First Round of the 2018 WNBA Draft, 10th overall selection.

PERSONAL: Named the 2018 WBCA and American Athletic Conference Defensive Player of the Year ... finished her collegiate career with more than 1,600 points and 400 assists while adding 185 steals and 395 rebounds ... a two-time CoSIDA Third Team Academic All-American ... a 2017 American Athletic Conference Second Team honoree ... named to the 2016 American Athletic Conference Third Team... a 2015 American Athletic Conference Freshman of the Year ... selected to the 2015 American Athletic Conference All-Freshman Team... a two-time NCAA Champions (2015, 2016)... scored a career high 33 points versus DePaul on December 1, 2016 ... netted a career-high nine threes versus Syracuse on March 20, 2017... averaged double-figures in points three out of her four seasons with the Huskies... shot over 50-percent from the floor as a senior... shot over 40-percent from three in three out of her four seasons at UConn.



GUARD

#10 EPIPHANNY PRINCE

9TH SEASON | RUTGERS | BROOKLYN, N.Y. | 5-9 | BORN JAN. 11, 1988

YEAR-BY-YEAR AVERAGES

| SEASON | TEAM | G | GS | MPG | FG% | 3P% | FT% | OREB | DREB | RPG | APG | SPG | BPG | TO | PF | PPG |
|--------|------|-----|-----|------|------|------|-------|------|------|-----|-----|-----|-----|-----|-----|------|
| 2010 | CHI | 34 | 2 | 19.6 | .427 | .338 | .784 | 0.4 | 1.6 | 2.0 | 2.7 | 1.6 | 0.1 | 1.7 | 2.0 | 9.8 |
| 2011 | CHI | 34 | 27 | 29.4 | .375 | .373 | .804 | 0.7 | 1.4 | 2.1 | 3.0 | 2.3 | 0.3 | 1.6 | 2.2 | 13.6 |
| 2012 | CHI | 26 | 25 | 30.0 | .442 | .407 | .899 | 0.9 | 2.6 | 3.5 | 3.1 | 1.8 | 0.2 | 2.0 | 2.2 | 18.1 |
| 2013 | CHI | 31 | 31 | 30.0 | .376 | .396 | .900 | 0.6 | 2.1 | 2.7 | 3.0 | 1.6 | 0.3 | 1.3 | 1.5 | 15.0 |
| 2014 | CHI | 26 | 24 | 32.3 | .383 | .327 | .876 | 0.6 | 2.3 | 3.0 | 3.8 | 1.8 | 0.4 | 1.7 | 2.4 | 15.0 |
| 2015 | NYL | 24 | 23 | 28.6 | .467 | .356 | .900 | 0.8 | 2.1 | 2.9 | 3.4 | 1.9 | 0.2 | 1.5 | 1.3 | 15.0 |
| 2016 | NYL | 6 | 0 | 13.9 | .400 | .364 | 1.000 | 0.2 | 1.3 | 1.5 | 0.7 | 0.3 | 0.0 | 0.3 | 1.3 | 5.2 |
| 2017 | NYL | 28 | 25 | 26.8 | 40.1 | 34.4 | 87.8 | 1.1 | 2.5 | 3.6 | 2.9 | 1.2 | 0.2 | 1.2 | 1.8 | 12.0 |
| Career | | 209 | 157 | 27.4 | 40.7 | 37.0 | 86.4 | 0.7 | 2.0 | 2.7 | 3.0 | 1.8 | 0.2 | 1.6 | 1.9 | 13.7 |

YEAR-BY-YEAR TOTALS

| SEASON | TEAM | G | GS | MIN | FGM-A | 3PM-A | FTM-A | OREB | DREB | REB | AST | STL | BLK | TO | PF | PTS |
|--------|------|-----|-----|------|------------|-----------|-----------|------|------|-----|-----|-----|-----|-----|-----|------|
| 2010 | CHI | 34 | 2 | 665 | 117 - 274 | 24 - 71 | 76 - 97 | 14 | 54 | 68 | 92 | 55 | 5 | 60 | 67 | 334 |
| 2011 | CHI | 34 | 27 | 1001 | 162 - 432 | 50 - 134 | 90 - 112 | 23 | 48 | 71 | 102 | 79 | 13 | 57 | 76 | 464 |
| 2012 | CHI | 26 | 25 | 780 | 157 - 355 | 59 - 145 | 98 - 109 | 24 | 67 | 91 | 80 | 47 | 7 | 52 | 58 | 471 |
| 2013 | CHI | 31 | 31 | 930 | 148 - 394 | 61 - 154 | 108 - 120 | 18 | 66 | 84 | 93 | 51 | 12 | 43 | 45 | 465 |
| 2014 | CHI | 26 | 24 | 840 | 123 - 321 | 32 - 98 | 113 - 129 | 16 | 61 | 77 | 100 | 49 | 11 | 45 | 62 | 391 |
| 2015 | NYL | 24 | 23 | 686 | 136 - 291 | 26 - 73 | 63 - 70 | 19 | 51 | 70 | 82 | 47 | 5 | 38 | 32 | 361 |
| 2016 | NYL | 6 | 0 | 83 | 10 - 25 | 4 - 11 | 7 - 7 | 1 | 8 | 9 | 4 | 2 | 0 | 2 | 8 | 31 |
| 2017 | NYL | 28 | 25 | 751 | 116 - 289 | 33 - 96 | 72 - 82 | 32 | 69 | 101 | 81 | 35 | 7 | 35 | 50 | 337 |
| Career | | 209 | 157 | 5735 | 969 - 2381 | 289 - 782 | 627 - 726 | 147 | 424 | 571 | 634 | 365 | 60 | 332 | 398 | 2854 |

PLAYOFF YEAR-BY-YEAR AVERAGES

| SEASON | TEAM | G | GS | MPG | FG% | 3P% | FT% | OREB | DREB | RPG | APG | SPG | BPG | TO | PF | PPG |
|--------|------|----|----|------|------|------|-------|------|------|-----|-----|-----|-----|-----|-----|------|
| 2013 | CHI | 2 | 2 | 33.5 | .333 | .286 | 1.000 | 0.0 | 1.5 | 1.5 | 0.5 | 1.5 | 0.0 | 0.0 | 3.0 | 14.5 |
| 2014 | CHI | 9 | 9 | 29.1 | .296 | .273 | .800 | 1.0 | 2.4 | 3.4 | 2.1 | 1.5 | 0.7 | 1.4 | 2.7 | 9.2 |
| 2015 | NYL | 6 | 6 | 32.6 | .359 | .379 | .750 | 0.7 | 2.2 | 2.8 | 3.0 | 1.1 | 0.3 | 1.8 | 1.7 | 13.2 |
| 2016 | NYL | 1 | 0 | 16.7 | .500 | .667 | 1.000 | 2.0 | 1.0 | 3.0 | 3.0 | 0.0 | 0.0 | 0.0 | 3.0 | 12.0 |
| 2017 | NYL | 1 | 1 | 34.6 | 44.4 | 28.6 | 100 | 0.0 | 5.0 | 5.0 | 2.0 | 1.0 | 0.0 | 2.0 | 1.0 | 12.0 |
| Career | | 19 | 18 | 30.3 | 33.6 | 32.9 | 84.3 | 0.8 | 2.3 | 3.1 | 2.3 | 1.3 | 0.5 | 1.4 | 2.3 | 11.3 |

PLAYOFF YEAR-BY-YEAR TOTALS

| SEASON | TEAM | G | GS | MIN | FGM-A | 3PM-A | FTM-A | OREB | DREB | REB | AST | STL | BLK | TO | PF | PTS |
|--------|------|----|----|-----|----------|---------|---------|------|------|-----|-----|-----|-----|----|----|-----|
| 2013 | CHI | 2 | 2 | 67 | 8 - 24 | 2 - 7 | 11 - 11 | 0 | 3 | 3 | 1 | 3 | 0 | 0 | 6 | 29 |
| 2014 | CHI | 9 | 9 | 262 | 29 - 98 | 9 - 33 | 16 - 20 | 9 | 22 | 31 | 19 | 14 | 7 | 13 | 24 | 83 |
| 2015 | NYL | 6 | 6 | 196 | 28 - 78 | 11 - 29 | 12 - 16 | 4 | 13 | 17 | 18 | 7 | 2 | 11 | 10 | 79 |
| 2016 | NYL | 1 | 0 | 17 | 4 - 8 | 2 - 3 | 2 - 2 | 2 | 1 | 3 | 3 | 0 | 0 | 0 | 3 | 12 |
| 2017 | NYL | 1 | 1 | 35 | 4 - 9 | 2 - 7 | 2 - 2 | 0 | 5 | 5 | 2 | 1 | 0 | 2 | 1 | 12 |
| Career | | 19 | 18 | 575 | 73 - 217 | 26 - 79 | 43 - 51 | 15 | 44 | 59 | 43 | 25 | 9 | 26 | 44 | 215 |



GUARD

#10 EPIPHANNY PRINCE

9TH SEASON | RUTGERS | BROOKLYN, N.Y. | 5-9 | BORN JAN. 11, 1988

| | PTS | FGM | FGA | 3FGM | 3FGA | FTM | FTA | OREB | DREB | REB | AST | STL | TO | BLK | MIN |
|----------|--------------------|-------------------------|-------------------------|-----------------------|-------------------------|-------------------------|-------------------------|-------------------------|-------------------------|----------------------|----------------------|-------------------------|-----------------------|----------------------|--------------------|
| SEASON | 21 | 8 (2x) | 13 | 4 | 6 | 2 (3x) | 2 (3x) | 1 (3x) | 2 (2x) | 3 | 5 | 2 (2x) | 3 | | 25 |
| | @ WAS 6/29/18 | last vs. CHI 6/29/18 | @ WAS 6/28/18 | @ WAS 6/28/18 | @ WAS 6/28/18 | last vs. CHI 6/29/18 | last vs. CHI 6/29/18 | last vs. WAS 6/28/18 | last vs. CHI 6/29/18 | @ WAS 6/28/18 | vs. CHI 6/29/18 | last vs. CHI 6/29/18 | @ LA 6/24/18 | -- | vs. CHI 6/29/18 |
| CAREER | 33 | 12 (2x) | 25 | 6 (2x) | 11 | 12 | 13 | 4 (2x) | 7 (3x) | 9 (2x) | 9 (2x) | 6 (2x) | 6 (2x) | 2 (4x) | 41 |
| | @ ATL 6/02/12 | last @ ATL 6/02/12 | @ ATL 6/02/16 | last @ PHO 5/27/13 | @ CHI 9/11/13 | @ CON 8/05/14 | @ CON 8/05/14 | last vs. LAS 8/13/17 | last @ PHO 7/9/17 | last @ PHO 7/9/17 | last @ ATL 7/2/17 | last @ CON 8/14/15 | last @ ATL 6/02/12 | last @ ATL 7/2/17 | @ MIN 8/11/13 |
| PLAYOFFS | 26 | 11 | 16 (3x) | 4 | 7 (2x) | 7 | 7 | 3 | 5 (2x) | 8 | 7 | 3 (3x) | 4 | 3 | 44 |
| | vs. WAS 9/18/15 | vs. WAS 9/18/15 | last vs. WAS 9/18/15 | vs. IND 9/23/15 | last vs. WAS 9/10/17 | vs. IND 9/20/13 | vs. IND 9/20/13 | @ ATL 8/22/14 | last vs. WAS 9/10/17 | @ ATL 8/22/14 | @ ATL 8/22/14 | last @ PHO 9/9/14 | vs. IND 9/29/15 | @ IND 8/30/14 | vs. WAS 9/18/15 |

2018 GAME-BY-GAME STATISTICS

PRESEASON

| Opponent | Date | MIN | FGM | FGA | FG% | 3PM | 3PA | 3P% | FTM | FTA | FT% | OR | DR | REB | AST | STL | BLK | TO | PF | PTS | +/- |
|-----------------|------|-----|--------------|-----|-----|-----|-----|-----|-----|-----|-----|----|----|-----|-----|-----|-----|----|----|-----|-----|
| vs. Dallas | 5/7 | | NWT - Russia | | | | | | | | | | | | | | | | | | |
| vs. Los Angeles | 5/8 | | NWT - Russia | | | | | | | | | | | | | | | | | | |

REGULAR SEASON

| | | | | | | | | | | | | | | | | | | | | | |
|-----------------|------|------------------------|---|----|-------|---|---|-------|---|---|-------|---|---|---|---|---|---|---|---|----|-----|
| at Chicago | 5/20 | DNT - Concussion | | | | | | | | | | | | | | | | | | | |
| vs. Minnesota | 5/25 | DND - Concussion | | | | | | | | | | | | | | | | | | | |
| vs. Dallas | 5/29 | DND - Concussion | | | | | | | | | | | | | | | | | | | |
| @ Indiana | 6/2 | DNT - Concussion | | | | | | | | | | | | | | | | | | | |
| vs. Phoenix | 6/5 | DND - Concussion | | | | | | | | | | | | | | | | | | | |
| vs. Connecticut | 6/7 | DND - Concussion | | | | | | | | | | | | | | | | | | | |
| vs. Indiana | 6/10 | DND - Concussion | | | | | | | | | | | | | | | | | | | |
| v. Las Vegas | 6/13 | 7:28 | 1 | 3 | 0.333 | 1 | 2 | 0.500 | 0 | 0 | 0.000 | 0 | 1 | 1 | 0 | 0 | 0 | 0 | 2 | 3 | -11 |
| @ Minnesota | 6/16 | 14:09 | 3 | 5 | 0.600 | 1 | 2 | 0.500 | 1 | 1 | 1.000 | 1 | 1 | 2 | 2 | 0 | 0 | 2 | 1 | 8 | -18 |
| vs. Atlanta | | DNP - Coach's Decision | | | | | | | | | | | | | | | | | | | |
| @ Las Vegas | 6/22 | 15:50 | 1 | 8 | 0.125 | 0 | 2 | 0.000 | 2 | 2 | 1.000 | 0 | 1 | 1 | 1 | 1 | 0 | 2 | 3 | 4 | -7 |
| @ Los Angeles | 6/24 | 24:25 | 1 | 4 | 0.250 | 1 | 2 | 0.500 | 0 | 0 | 0.000 | 0 | 2 | 2 | 2 | 2 | 0 | 3 | 1 | 3 | -22 |
| vs. Phoenix | 6/26 | 11:19 | 1 | 5 | 0.200 | 1 | 2 | 0.500 | 2 | 2 | 1.000 | 1 | 0 | 1 | 0 | 0 | 0 | 0 | 1 | 5 | -16 |
| @ Washington | 6/28 | 24:03 | 8 | 13 | 0.615 | 4 | 6 | 0.667 | 1 | 1 | 1.000 | 1 | 2 | 3 | 2 | 1 | 0 | 0 | 2 | 21 | -1 |
| vs. Chicago | 6/29 | 25:37 | 8 | 12 | 0.667 | 3 | 4 | 0.750 | 2 | 2 | 1.000 | 0 | 2 | 2 | 5 | 2 | 0 | 1 | 3 | 21 | 5 |



GUARD

#10 EPIPHANNY PRINCE

9TH SEASON | RUTGERS | BROOKLYN, N.Y. | 5-9 | BORN JAN. 11, 1988

CAREER TRANSACTIONS: Selected by the Chicago Sky in the First Round of the 2010 WNBA Draft, seventh overall selection... Acquired from Chicago in exchange for Cappie Pondexter on Feb. 16, 2015.

CAREER HIGHLIGHTS:

- Second-Team All-WNBA selection in 2015
- Two-Time WNBA All-Star selection (2011, 2013)
- In 2011, led the WNBA in steals (79) and steals per game (2.3)
- Made at least 50 3-pointers in three of her five pro seasons
- Has 2,486 points over her six-year career
- Averaged double figures in scoring for five-straight seasons with a career-high of 18.1 ppg in 2012
- Named the Associated Press Comeback Player of the Year in 2017

2017: Appeared in 28 games, making 25 starts... Averaged 12.0 ppg, 3.6 rpg, 2.9 apg, and 1.3 spg... Led the Liberty in assists and steals and ranked 2nd in scoring... Finished the season ranked 15th in the WNBA in steals... Had 4 20-point games, with a season-high 24 in a win at Phoenix... Named the AP WNBA Comeback Player of the Year... Missed 6 games in June while competing for the Russian National Team in the 2017 EuroBasket Women Tournament in the Czech Republic... Named the WNBA Eastern Conference Player of the Week for the 5th time in her career on May 30... Connected on 2 3-pointers, finishing with 12 points. Also posted 5 rebounds and 2 assists against Washington (9/10)... Led all scorers with 20 points going 7-of-14 from the field. Posted 3 rebounds, 1 assist, and 1 block against Dallas (9/3)... Scored 16 points including 2 3-pointers, to lead the Liberty offensively in a win over San Antonio; marked her 5th straight game scoring in double figures, her longest streak of the season. Handed out 4 assists and collected 6 rebounds in 9th consecutive win (9/1)... Posted 11 points, 7 of which she scored within the first 4 minutes of the 3rd quarter. Also handed out 3 assists in 8th consecutive win, a victory over Chicago (8/27)... Recorded her 3rd 20-point game of the season. Knocked down a pair of 3-pointers and pulled down 4 rebounds in 7th consecutive win vs. Mystics (8/25)... Managed 11 points and 5 rebounds, shooting 3-of-4 from 3-point range, to propel Liberty to a road win against the Fever (8/23)... Finished with 15 points, including 2 3-point shots. Also managed 3 rebounds in home win over the Lynx (8/20)... Posted the highest +/- rating of all players with +18. Netted 18 points and grabbed 7 rebounds. Also had 5 assists in win over the Sparks (8/13)... Scored 12 points in win at Chicago, going 5-of-7 from the field. Also had 2 rebounds, 2 assists, and 1 steal (7/30)... Scored 19 points and went 8-of-15 from the floor. Managed 5 rebounds and tied her season-high of 4 steals against Minnesota (7/25)... Finished with 8 points and matched her career-high of 9 rebounds. Also dished out a team-high 4 assists at Phoenix (7/9)... Tallied 16 points, including a pair of 3-pointers. Also had 4 rebounds and 2 assists at Seattle (7/6)... Matched her career-high of 9 assists and had a season-high 2 blocks. Also scored 8 points in loss at Atlanta (7/2)... Scored 12 points and finished with a season-high 7 rebounds against Washington (6/29)... Saw action for the first time since May 30th. Scored 14 points, including a pair of 3-pointers. Also had a season-high 5 rebounds against Connecticut (6/23)... Scored 20+ points for the second time this season with 21 points, collected a season-high 4 steals -Liberty converted all of Prince's steals to points, also dished out 5 assists against LA (5/30)... Scored 19 points, dished out a season-high 7 assists, and pulled down a season-high 5 rebounds against Seattle (5/26)... Started for the 1st time since Sept. 29, 2015, scored the game-winning shot with 4.5 seconds left on the clock, netting a game-high 24 points and went 4-of-6 from deep against Phoenix; 1st time surpassing 20 points since Aug. 7, 2015 (5/23)... Collected 11 points, 2 assists, 2 steals, and 3 rebounds in season opening win over the San Antonio Stars (5/13).

PERSONAL: Epiphanny Prince is originally from Brooklyn, New York... She left Rutgers University a year early to play overseas... Prince holds the record for most points in a single high school basketball game with 113... Mother Kathy and Father Jerry were both in attendance at the 2010 WNBA Draft.



GUARD

#14 SUGAR RODGERS

6TH SEASON | GEORGETOWN '13 | SUFFOLK, VA. | 5-9 | BORN DEC. 8, 1989

YEAR-BY-YEAR AVERAGES

| SEASON | TEAM | G | GS | MPG | FG% | 3P% | FT% | OREB | DREB | RPG | APG | SPG | BPG | TO | PF | PPG |
|--------|------|-----|----|------|-------|-------|-------|------|------|-----|-----|-----|-----|-----|-----|------|
| 2013 | MIN | 28 | 0 | 7.6 | .317 | .313 | .571 | 0.4 | 1.0 | 1.4 | 0.5 | 0.5 | 0.3 | 0.4 | 1.1 | 1.9 |
| 2014 | NYL | 34 | 0 | 16.6 | .353 | .289 | .735 | 0.4 | 1.6 | 2.1 | 1.3 | 0.6 | 0.2 | 0.9 | 1.5 | 6.0 |
| 2015 | NYL | 33 | 5 | 18.7 | .340 | .320 | .881 | 0.7 | 1.5 | 2.2 | 1.5 | 0.7 | 0.2 | 1.0 | 2.1 | 8.1 |
| 2016 | NYL | 33 | 33 | 30.5 | .405 | .413 | .842 | 0.4 | 3.2 | 3.7 | 2.4 | 1.0 | 0.4 | 1.7 | 2.6 | 14.5 |
| 2017 | NYL | 33 | 15 | 25.6 | .33.9 | .34.2 | .81.5 | 0.7 | 3.1 | 3.8 | 2.3 | 0.9 | 0.5 | 1.6 | 2.3 | 10.5 |
| Career | | 161 | 53 | 20.2 | 36.1 | 35.3 | 82.0 | 0.5 | 2.1 | 2.7 | 1.6 | 0.8 | 0.3 | 1.2 | 2.0 | 8.4 |

YEAR-BY-YEAR TOTALS

| SEASON | TEAM | G | GS | MIN | FGM-A | 3PM-A | FTM-A | OREB | DREB | REB | AST | STL | BLK | TO | PF | PTS |
|--------|------|-----|----|------|------------|-----------|-----------|------|------|-----|-----|-----|-----|-----|-----|------|
| 2013 | MIN | 28 | 0 | 212 | 19 - 60 | 10 - 32 | 4 - 7 | 11 | 29 | 40 | 14 | 15 | 9 | 12 | 32 | 52 |
| 2014 | NYL | 34 | 0 | 564 | 72 - 204 | 24 - 83 | 36 - 49 | 14 | 56 | 70 | 44 | 23 | 10 | 33 | 52 | 204 |
| 2015 | NYL | 33 | 5 | 618 | 84 - 247 | 41 - 128 | 59 - 67 | 23 | 50 | 73 | 48 | 24 | 7 | 33 | 70 | 268 |
| 2016 | NYL | 33 | 33 | 1008 | 156 - 385 | 86 - 208 | 80 - 95 | 14 | 107 | 121 | 79 | 35 | 15 | 59 | 87 | 478 |
| 2017 | NYL | 33 | 15 | 844 | 120 - 354 | 63 - 184 | 44 - 54 | 23 | 103 | 126 | 77 | 30 | 17 | 53 | 76 | 347 |
| Career | | 161 | 53 | 3246 | 451 - 1250 | 224 - 635 | 223 - 272 | 85 | 345 | 430 | 262 | 127 | 58 | 190 | 317 | 1349 |

PLAYOFF YEAR-BY-YEAR AVERAGES

| SEASON | TEAM | G | GS | MPG | FG% | 3P% | FT% | OREB | DREB | RPG | APG | SPG | BPG | TO | PF | PPG |
|--------|------|----|----|------|-------|-------|------|------|------|-----|-----|-----|-----|-----|-----|------|
| 2013 | MIN | 5 | 0 | 2.3 | .250 | .000 | .500 | 0.2 | 0.0 | 0.2 | 0.0 | 0.0 | 0.0 | 0.0 | 0.6 | 0.6 |
| 2015 | NYL | 6 | 0 | 16.9 | .372 | .438 | .875 | 0.8 | 0.8 | 1.7 | 2.5 | 1.0 | 0.3 | 1.5 | 1.7 | 8.8 |
| 2016 | NYL | 1 | 1 | 24.2 | .444 | .250 | .667 | 0.0 | 2.0 | 2.0 | 3.0 | 0.0 | 0.0 | 0.0 | 2.0 | 11.0 |
| 2017 | NYL | 1 | 0 | 18.3 | .37.5 | .33.3 | .0.0 | 0.0 | 3.0 | 3.0 | 3.0 | 1.0 | 0.0 | 2.0 | 2.0 | 8.0 |
| Career | | 13 | 1 | 12.0 | 37.5 | 37.0 | 81.0 | 0.5 | 0.8 | 1.2 | 1.6 | 0.5 | 0.2 | 0.9 | 1.3 | 5.8 |

PLAYOFF YEAR-BY-YEAR TOTALS

| SEASON | TEAM | G | GS | MIN | FGM-A | 3PM-A | FTM-A | OREB | DREB | REB | AST | STL | BLK | TO | PF | PTS |
|--------|------|----|----|-----|---------|---------|---------|------|------|-----|-----|-----|-----|----|----|-----|
| 2013 | MIN | 5 | 0 | 11 | 1 - 4 | 0 - 1 | 1 - 2 | 1 | 0 | 1 | 0 | 0 | 0 | 0 | 3 | 3 |
| 2015 | NYL | 6 | 0 | 102 | 16 - 43 | 7 - 16 | 14 - 16 | 5 | 5 | 10 | 15 | 6 | 2 | 9 | 10 | 53 |
| 2016 | NYL | 1 | 1 | 24 | 4 - 9 | 1 - 4 | 2 - 3 | 0 | 2 | 2 | 3 | 0 | 0 | 0 | 2 | 11 |
| 2016 | NYL | 1 | 0 | 18 | 3 - 8 | 2 - 6 | 0 - 0 | 0 | 3 | 3 | 3 | 1 | 0 | 2 | 2 | 8 |
| Career | | 13 | 1 | 155 | 24 - 64 | 10 - 27 | 17 - 21 | 6 | 10 | 16 | 21 | 7 | 2 | 11 | 17 | 75 |



GUARD

#14 SUGAR RODGERS

6TH SEASON | GEORGETOWN '13 | SUFFOLK, VA. | 5-9 | BORN DEC. 8, 1989

| | PTS | FGM | FGA | 3FGM | 3FGA | FTM | FTA | OREB | DREB | REB | AST | STL | TO | BLK | MIN |
|----------|---------|---------|-----------|---------|--------------|--------------|---------|--------------|--------------|--------------|---------|--------------|---------|--------------|---------|
| SEASON | 16 | 5 | 10 (2x) | 5 | 9 | 2 | 2 (2x) | 2 (2x) | 5 | 6 | 5 | 2 (2x) | 4 | 2 | 27 |
| | vs. IND | vs. IND | last @ LV | vs. IND | vs. IND | vs. ATL | vs. ATL | last vs. CHI | @ CHI | @ CHI | @ LV | last vs. CHI | @ WAS | @ WAS | @ CHI |
| | 6/10/18 | 6/10/18 | 6/22/18 | 6/10/18 | 6/10/18 | 6/19/18 | 6/19/18 | 6/29/18 | 5/20/18 | 5/20/18 | 6/22/18 | 6/29/18 | 6/28/18 | 6/28/18 | 5/20/18 |
| CAREER | 30 | 11 | 24 | 7 | 13 | 9 (2x) | 10 | 4 | 7 (6x) | 9 | 7 | 4 (5x) | 5 | 3 | 45 |
| | @ MIN | @ MIN | @ MIN | @ MIN | @ MIN | last vs. SEA | vs. SEA | vs. CHI | last vs. CHI | vs. LA | vs. SEA | last vs. SEA | vs. LAS | vs. SEA | @ DAL |
| | 6/29/16 | 6/29/16 | 6/29/15 | 6/29/16 | 6/29/15 | 6/11/17 | 6/11/17 | 7/14/17 | 8/27/17 | 5/21/16 | 7/6/16 | 6/11/17 | 5/30/17 | 6/11/17 | 6/16/17 |
| PLAYOFFS | 20 | 6 | 12 | 4 | 6 (2x) | 10 | 10 | 2 | 3 | 3 (2x) | 5 | 2 (2x) | 3 | 1 (2x) | 26 |
| | vs. WAS | @ WAS | vs. IND | vs. IND | last vs. WAS | vs. WAS | vs. WAS | @ WAS | va. WAS | last vs. WAS | vs. IND | last vs. WAS | vs. IND | last vs. IND | vs. WAS |
| | 9/22/15 | 9/20/15 | 9/23/15 | 9/23/15 | 9/10/17 | 9/22/15 | 9/22/15 | 9/20/15 | 9/10/17 | 9/10/17 | 9/23/15 | 9/22/15 | 9/29/15 | 9/29/15 | 9/22/15 |

2018 GAME-BY-GAME STATISTICS

PRESEASON

| Opponent | Date | MIN | FGM | FGA | FG% | 3PM | 3PA | 3P% | FTM | FTA | FT% | OR | DR | REB | AST | STL | BLK | TO | PF | PTS | +/- |
|-----------------|------|-------|-----|-----|------|-----|-----|------|-----|-----|-----|----|----|-----|-----|-----|-----|----|----|-----|-----|
| vs. Dallas | 5/7 | 8:20 | 3 | 7 | .429 | 2 | 5 | .400 | 0 | 0 | - | 0 | 2 | 2 | 3 | 1 | 0 | 2 | 3 | 8 | 8 |
| vs. Los Angeles | 5/8 | 17:23 | 2 | 6 | .333 | 1 | 2 | .500 | 0 | 0 | - | 0 | 1 | 1 | 1 | 0 | 0 | 1 | 2 | 5 | 2 |

REGULAR SEASON

| | | | | | | | | | | | | | | | | | | | | | |
|-----------------|------|------------------------|---|----|-------|---|---|-------|---|---|-------|---|---|---|---|---|---|---|---|----|-----|
| at Chicago | 5/20 | 26:57 | 2 | 7 | 0.286 | 2 | 5 | 0.400 | 0 | 0 | 0.000 | 1 | 5 | 6 | 2 | 2 | 0 | 0 | 6 | 6 | -10 |
| vs. Minnesota | 5/25 | DND - Left Knee Sprain | | | | | | | | | | | | | | | | | | | |
| vs. Dallas | 5/29 | DND - Left Knee Sprain | | | | | | | | | | | | | | | | | | | |
| @ Indiana | 6/2 | DND - Left Knee Sprain | | | | | | | | | | | | | | | | | | | |
| vs. Phoenix | 6/5 | 15:33 | 1 | 5 | 0.200 | 1 | 4 | 0.250 | 0 | 0 | 0.000 | 0 | 2 | 2 | 2 | 1 | 0 | 2 | 2 | 3 | -6 |
| vs. Connecticut | 6/7 | 3:13 | 0 | 0 | 0.000 | 0 | 0 | 0.000 | 0 | 0 | 0.000 | 0 | 0 | 0 | 0 | 0 | 0 | 1 | 2 | 0 | -2 |
| vs. Indiana | 6/10 | 15:27 | 5 | 10 | 0.500 | 5 | 9 | 0.556 | 1 | 2 | 0.500 | 1 | 2 | 3 | 2 | 0 | 0 | 0 | 1 | 16 | 5 |
| vs. Las Vegas | 6/13 | 9:36 | 1 | 3 | 0.333 | 0 | 2 | 0.000 | 0 | 0 | 0.000 | 2 | 2 | 4 | 0 | 0 | 1 | 1 | 0 | 2 | -11 |
| @ Minnesota | 6/16 | 19:12 | 1 | 4 | 0.250 | 1 | 4 | 0.250 | 0 | 0 | 0.000 | 0 | 4 | 4 | 2 | 1 | 0 | 0 | 1 | 3 | 5 |
| vs. Atlanta | 6/19 | 14:31 | 1 | 5 | 0.200 | 1 | 4 | 0.250 | 2 | 2 | 1.000 | 0 | 3 | 3 | 1 | 1 | 0 | 1 | 6 | 5 | 8 |
| @ Las Vegas | 6/22 | 24:10 | 4 | 10 | 0.400 | 2 | 5 | 0.400 | 0 | 0 | 0.000 | 1 | 4 | 5 | 5 | 1 | 0 | 2 | 1 | 10 | -3 |
| @ Los Angeles | 6/24 | 18:12 | 2 | 5 | 0.400 | 1 | 3 | 0.333 | 0 | 0 | 0.000 | 0 | 1 | 1 | 0 | 0 | 0 | 0 | 0 | 5 | -14 |
| vs. Phoenix | 6/26 | 18:41 | 3 | 6 | 0.500 | 2 | 4 | 0.500 | 0 | 0 | 0.000 | 1 | 0 | 1 | 0 | 0 | 0 | 0 | 4 | 8 | -3 |
| @ Washington | 6/28 | 25:57 | 2 | 8 | 0.250 | 1 | 6 | 0.167 | 0 | 0 | 0.000 | 0 | 4 | 4 | 4 | 0 | 2 | 4 | 1 | 5 | 3 |
| vs. Chicago | 6/29 | 14:23 | 1 | 6 | 0.167 | 0 | 2 | 0.000 | 0 | 0 | 0.000 | 2 | 2 | 4 | 3 | 2 | 0 | 1 | 1 | 2 | -9 |



GUARD

#14 SUGAR RODGERS

6TH SEASON | GEORGETOWN '13 | SUFFOLK, VA. | 5-9 | BORN DEC. 8, 1989

CAREER TRANSACTIONS: Selected by the Minnesota Lynx in the Second Round of the 2013 WNBA Draft, 14th overall selection... Acquired from Minnesota in exchange for the rights to swap 2015 third round draft picks on April 16, 2014.

CAREER HIGHLIGHTS:

- Selected in the 2nd Round of the 2013 Draft by Minnesota.
- Named a WNBA All-Star for the 1st time in her career, representing the Eastern Conference in 2017 in Seattle
- Named the WNBA Sixth Woman of the Year in 2017
- In 2016, ranked 14th in the WNBA in scoring, averaging 14.5 ppg, and finished 2nd with 86 made 3-pointers and 5th shooting .413 from 3-point range in 2016.
- Has 11-career 20+ point scoring performances, including one in the playoffs.
- Scored a career-high 30 points in overtime win at Minnesota on June 29, 2016, tying the Liberty single-game record with 7 3-pointers.
- Saw her scoring average improve over each of her first four seasons in the WNBA.
- Set a new Liberty single-season record for made 3-pointers in a single-season with 86 in 2016 (Old record was 78 – Shameka Christon in 2011).
- Finished 3rd in the 2016 Most Improved Player voting after seeing her scoring average increase from 8.1 ppg to 14.5 ppg year over year.
- Ranks 8th in New York Liberty history with 214 3-point field goals

2017: Appeared in 33 games making 15 starts... Averaged 10.5 ppg and a career-best 3.8 rpg... Led the Liberty with 63 3-pointers and shot 34.4 percent from 3-point range... Named a WNBA Eastern Conference All-Star for the 1st time in her career... Named the 2017 WNBA 6th Woman of the Year... Named the AP WNBA 6th Woman of the Year... Posted 8 points and 3 rebounds in playoff game against Washington (9/10)... Scored 7 points in home-win over Chicago. Posted a new season-high with 6 assists. Matched her season-high with 7 rebounds (8/27)... Put up a game-high 16 points all in the 1st half. Also collected a season-high 7 rebounds against Indiana (8/23)... Sunk 5 baskets, including 3 3-pointers for 13 points. Also pulled down 5 rebounds in win over Connecticut (8/18)... Nailed a pair of 3-pointer to reach double figures with 12 points, also recording 3 assists, in a road win over Atlanta (8/11)... Hit 4-3 pointers for the 2nd consecutive game. Finished with 16 points and 5 rebounds. Managed 3 assists 1 steal and 1 block against San Antonio (8/1)... Hit 4 3-pointers, her highest since June 16th, to finish with 14 points. Dished out 3 assists and managed 1 steal in win at Chicago (7/30)... Finished with 9 points and hit a pair of clutch free throws with 11.2 to play in the 4th quarter to seal a comeback win at Indiana (7/28)... Scored 8 points, including a pair of 3-point shots in win over Connecticut. Also had a season-high 7 rebounds and 1 assist (7/19)... Delivered 14 points, including 3 3-pointers from off the bench. Also managed a team-high 5 assists and 4 rebounds against Washington (7/16)... Scored 14 points and had 3 rebounds. Also has 3 steals and 2 assists against Phoenix (7/9)... Finished with 8 points, 4 rebounds, and 3 assists in a win at Seattle (7/6)... Scored all 11 points in the 4th quarter, 9 of which came from 3 consecutive 3-pointers. Also matched her season-high with 7 rebounds against Atlanta (7/2)... Finished with 13 points, including 3 3-pointers. Also pulled down 3 rebounds and dished out an assist against Connecticut (6/23)... Drained 5 3-pointers to finish with 19 points, and converted a pair of free-throws that gave Liberty the lead in OT at Dallas, also had 5 rebounds (6/16)... Scored 12 points with a pair of 3-pointers, all of which came from the second half, and also had 4 rebounds and 2 assists against Connecticut (6/14)... Tied her season-high in scoring with 21 points, going 9-of-10 from the free throw line, recorded a career-high 3 blocks, and a season-high 5 assists against Seattle (6/11)... In win over Atlanta Dream finished with 16 points, including 3 3-pointers and also had 5 rebounds (6/7)... Shot 3-of-5 from 3-point range to finish with 13 points and 3 assists against the Sparks (5/30)... Scored season-high 21 points, going 6-of-11 from deep, and also tied her career-high of 2 blocks against Seattle (5/26)... In win over Mercury, had 8 points and 2 blocks, 1 of which sealed the Liberty's win with 2 seconds to play (5/23)... Scored 19 of her game-high 20 points in the first half, hitting 4 3-pointers, and pulled down 7 rebounds against the Lynx (5/18)... Scored 7 points and pulled down 5 rebounds against the San Antonio Stars in season opener (5/13).

PERSONAL: Full name is Ta'Shauna Rodgers, but goes exclusively by "Sugar"... Born in Suffolk, Virginia... A McDonald's All-American who participated in the three-point competition placing second at the annual game... Three-time Tidewater Conference Player of the Year... Earned team MVP honors all four seasons at King's Fork High School... Virginia First Team All-State honoree... Won Southeastern District Regular Season and Tournament MVP awards her senior year... Four-time all-district selection... Nike Nationals MVP and 2007 AAU U-16 MVP playing for coach Boo Williams... Ranked 26th overall on HoopGurlz.com's top 100 ranking and fifth out of the shooting guards... Was the ninth-ranked player in the nation by slamonline.com and 20th by Mike Flynn's Blue Star Report... Scored 49 points in a game her senior season... Holds school records in career points, rebounds, assists and blocks.



CENTER

#41 KIAH STOKES

4TH SEASON | CONNECTICUT '15 | CEDAR RAPIDS, IOWA | 6-3 | BORN MARCH 30, 1993

YEAR-BY-YEAR AVERAGES

| SEASON | TEAM | G | GS | MPG | FG% | 3P% | FT% | OREB | DREB | RPG | APG | SPG | BPG | TO | PF | PPG |
|--------|------|----|----|------|-------|------|-------|------|------|-----|-----|-----|-----|-----|-----|-----|
| 2015 | NYL | 34 | 6 | 25.4 | .547 | .000 | .688 | 1.8 | 4.7 | 6.4 | 0.8 | 0.7 | 1.9 | 1.0 | 2.2 | 5.8 |
| 2016 | NYL | 27 | 0 | 24.1 | .641 | .000 | .627 | 2.3 | 5.1 | 7.4 | 0.7 | 0.6 | 1.4 | 1.1 | 2.9 | 6.9 |
| 2017 | NYL | 34 | 12 | 19.6 | .53.1 | 0.0 | .79.6 | 2.3 | 4.0 | 6.3 | 0.9 | 0.3 | 1.1 | 1.1 | 2.8 | 4.8 |
| Career | | 95 | 18 | 22.9 | 57.1 | 0.0 | 70.2 | 2.1 | 4.6 | 6.7 | 0.8 | 0.6 | 1.5 | 1.1 | 2.6 | 5.8 |

YEAR-BY-YEAR TOTALS

| SEASON | TEAM | G | GS | MIN | FGM-A | 3PM-A | FTM-A | OREB | DREB | REB | AST | STL | BLK | TO | PF | PTS |
|--------|------|----|----|------|-----------|-------|-----------|------|------|-----|-----|-----|-----|-----|-----|-----|
| 2015 | NYL | 34 | 6 | 862 | 82 - 150 | 0 - 2 | 33 - 48 | 60 | 159 | 219 | 26 | 24 | 67 | 37 | 76 | 197 |
| 2016 | NYL | 27 | 0 | 650 | 75 - 117 | 0 - 0 | 37 - 59 | 63 | 138 | 201 | 20 | 18 | 38 | 30 | 77 | 187 |
| 2017 | NYL | 34 | 12 | 666 | 60 - 113 | 0 - 1 | 43 - 54 | 77 | 137 | 214 | 30 | 12 | 39 | 40 | 94 | 163 |
| Career | | 95 | 18 | 2178 | 217 - 380 | 0 - 3 | 113 - 161 | 200 | 434 | 634 | 76 | 54 | 144 | 107 | 247 | 547 |

PLAYOFF YEAR-BY-YEAR AVERAGES

| SEASON | TEAM | G | GS | MPG | FG% | 3P% | FT% | OREB | DREB | RPG | APG | SPG | BPG | TO | PF | PTS |
|--------|------|---|----|------|-------|------|------|------|------|-----|-----|-----|-----|-----|-----|-----|
| 2015 | NYL | 6 | 0 | 26.2 | .472 | .000 | .857 | 3.0 | 5.2 | 8.2 | 0.0 | 0.8 | 1.3 | 1.1 | 1.5 | 6.7 |
| 2016 | NYL | 1 | 0 | 10.2 | .333 | .000 | .500 | 0.0 | 2.0 | 2.0 | 0.0 | 1.0 | 0.0 | 1.0 | 2.0 | 3.0 |
| 2017 | NYL | 1 | 0 | 16.3 | .33.3 | 0.0 | 0.0 | 0.0 | 3.0 | 3.0 | 0.0 | 0.0 | 1.0 | 0.0 | 2.0 | 2.0 |
| Career | | 8 | 0 | 23.0 | 45.2 | 0.0 | 77.8 | 2.3 | 4.5 | 6.8 | 0.0 | 0.8 | 1.1 | 1.0 | 1.6 | 5.6 |

PLAYOFF YEAR-BY-YEAR TOTALS

| SEASON | TEAM | G | GS | MPG | FG% | 3P% | FT% | OREB | DREB | RPG | APG | SPG | BPG | TO | PF | PTS |
|--------|------|---|----|-----|---------|-------|-------|------|------|-----|-----|-----|-----|----|----|-----|
| 2015 | NYL | 6 | 0 | 157 | 17 - 36 | 0 - 0 | 6 - 7 | 18 | 31 | 49 | 0 | 5 | 8 | 7 | 9 | 40 |
| 2016 | NYL | 1 | 0 | 10 | 1 - 3 | 0 - 0 | 1 - 2 | 0 | 2 | 2 | 0 | 1 | 0 | 1 | 2 | 3 |
| 2017 | NYL | 1 | 0 | 16 | 1 - 3 | 0 - 0 | 0 - 0 | 0 | 3 | 3 | 0 | 0 | 1 | 0 | 2 | 2 |
| Career | | 8 | 0 | 184 | 19 - 42 | 0 - 0 | 7 - 9 | 18 | 36 | 54 | 0 | 6 | 9 | 8 | 13 | 45 |



CENTER

#41 KIAH STOKES

4TH SEASON | CONNECTICUT '15 | CEDAR RAPIDS, IOWA | 6-3 | BORN MARCH 30, 1993

| | PTS | FGM | FGA | 3FGM | 3FGA | FTM | FTA | OREB | DREB | REB | AST | STL | TO | BLK | MIN |
|----------|--------------------|------------------------|--------------------|------|-----------------------|-------------------------|--------------------|----------------------|-----------------------|--------------------|------------------------|-------------------------|-------------------------|--------------------|--------------------|
| SEASON | 6 | 3 | 6 | | | | | 4 | 9 | 12 | 2 | 2 (2x) | 3 (2x) | 3 | 25 |
| | vs. ATL 6/19/18 | vs. ATL 6/19/18 | vs. CHI 6/29/18 | -- | -- | -- | -- | vs. CHI 6/29/18 | @ IND 6/2/18 | @ IND 6/2/18 | vs. PHO 6/26/18 | last vs. PHO 6/26/18 | last vs. PHO 6/26/18 | vs. LV 6/13/18 | @ IND 6/2/18 |
| CAREER | 23 | 6 (5x) | 10 | | 1 (3x) | 11 | 12 | 7 (2x) | 14 | 17 | 4 (2x) | 4 | 5 (2x) | 8 | 38 |
| | vs. PHO 6/4/17 | last vs. PHO 6/4/17 | vs. PHO 6/4/17 | -- | last @ SEA 5/26/17 | vs. PHO 6/4/17 | vs. PHO 6/4/17 | last @ PHO 7/9/17 | vs. ATL 6/7/17 | vs. ATL 6/7/17 | last vs. SAS 9/1/17 | vs. ATL 9/1/15 | last @ IND 8/23/17 | vs. CON 7/16/15 | vs. ATL 6/22/16 |
| PLAYOFFS | 21 | 9 | 11 | | | 3 (2x) | 4 | 5 | 8 (2x) | 13 | | 1 (6x) | 2 (3x) | 3 | 30 |
| | vs. IND 9/23/15 | vs. IND 9/23/15 | vs. IND 9/23/15 | -- | -- | last vs. IND 9/23/15 | vs. WAS 9/18/15 | vs. WAS 9/22/15 | last @ IND 9/27/15 | vs. WAS 9/22/15 | -- | last vs. PHO 9/24/16 | last vs. WAS 9/10/17 | vs. IND 9/23/15 | vs. WAS 9/22/15 |

2018 GAME-BY-GAME STATISTICS

PRESEASON

| Opponent | Date | MIN | FGM | FGA | FG% | 3PM | 3PA | 3P% | FTM | FTA | FT% | OR | DR | REB | AST | STL | BLK | TO | PF | PTS | +/- |
|-----------------|------|-----|-----------------|-----|-----|-----|-----|-----|-----|-----|-----|----|----|-----|-----|-----|-----|----|----|-----|-----|
| vs. Dallas | 5/7 | | NWT - Left foot | | | | | | | | | | | | | | | | | | |
| vs. Los Angeles | 5/8 | | NWT - Left foot | | | | | | | | | | | | | | | | | | |

REGULAR SEASON

| | | | | | | | | | | | | | | | | | | | | | |
|-----------------|------|-----------------|---|---|-------|---|---|-------|---|---|-------|---|---|----|---|---|---|---|---|---|-----|
| at Chicago | 5/20 | DND - Left foot | | | | | | | | | | | | | | | | | | | |
| vs. Minnesota | 5/25 | 16:37 | 2 | 3 | 0.667 | 0 | 0 | 0.000 | 0 | 0 | 0.000 | 2 | 0 | 2 | 0 | 0 | 1 | 0 | 1 | 4 | 7 |
| vs. Dallas | 5/29 | 16:04 | 1 | 1 | 1.000 | 0 | 0 | 0.000 | 0 | 0 | 0.000 | 2 | 4 | 6 | 0 | 0 | 0 | 0 | 3 | 2 | -15 |
| @ Indiana | 6/2 | 25:46 | 1 | 2 | 0.500 | 0 | 0 | 0.000 | 0 | 0 | 0.000 | 3 | 9 | 12 | 0 | 0 | 0 | 2 | 5 | 2 | -2 |
| vs. Phoenix | 6/5 | DNP - Left foot | | | | | | | | | | | | | | | | | | | |
| vs. Connecticut | 6/7 | DND - Left foot | | | | | | | | | | | | | | | | | | | |
| vs. Indiana | 6/10 | DND - Left foot | | | | | | | | | | | | | | | | | | | |
| vs. Las Vegas | 6/13 | 11:28 | 0 | 2 | 0.000 | 0 | 0 | 0.000 | 0 | 0 | 0.000 | 0 | 1 | 1 | 0 | 0 | 3 | 0 | 3 | 0 | -9 |
| @ Minnesota | 6/16 | 10:57 | 1 | 3 | 0.333 | 0 | 0 | 0.000 | 0 | 0 | 0.000 | 1 | 0 | 1 | 0 | 1 | 1 | 3 | 2 | 2 | -16 |
| vs. Atlanta | 6/19 | 10:28 | 3 | 4 | 0.750 | 0 | 0 | 0.000 | 0 | 0 | 0.000 | 0 | 2 | 2 | 0 | 2 | 0 | 1 | 1 | 6 | 6 |
| @ Las Vegas | 6/22 | 11:58 | 0 | 1 | 0.000 | 0 | 0 | 0.000 | 0 | 0 | 0.000 | 2 | 4 | 6 | 0 | 1 | 0 | 0 | 2 | 0 | 1 |
| @ Los Angeles | 6/24 | 5:36 | 0 | 0 | 0.000 | 0 | 0 | 0.000 | 0 | 0 | 0.000 | 0 | 3 | 3 | 0 | 0 | 0 | 0 | 1 | 0 | -3 |
| vs. Phoenix | 6/26 | 15:21 | 1 | 3 | 0.333 | 0 | 0 | 0.000 | 0 | 0 | 0.000 | 1 | 3 | 4 | 2 | 2 | 0 | 3 | 4 | 2 | -3 |
| @ Washington | 6/28 | 6:14 | 0 | 0 | 0.000 | 0 | 0 | 0.000 | 0 | 0 | 0.000 | 1 | 1 | 2 | 0 | 0 | 0 | 0 | 1 | 0 | -8 |
| vs. Chicago | 6/29 | 12:58 | 2 | 6 | 0.333 | 0 | 0 | 0.000 | 0 | 0 | 0.000 | 4 | 1 | 5 | 0 | 0 | 0 | 1 | 3 | 4 | -2 |



CENTER

#41 KIAH STOKES

4TH SEASON | CONNECTICUT '15 | CEDAR RAPIDS, IOWA | 6-3 | BORN MARCH 30, 1993

CAREER TRANSACTIONS: Selected by the New York Liberty in the First Round of the 2015 WNBA Draft, 11th overall selection.

CAREER HIGHLIGHTS:

- Named to the 2015 WNBA All-Rookie Team
- Named to the 2015 WNBA All-Defensive Second Team
- WNBA Rookie of the Month for August 2015
- Career-high and Liberty single-game record eight blocks against Connecticut on July 16
- Ranks 3rd in New York Liberty history with 144-career blocked shots
- Ranks 10th in New York Liberty history with 634-career rebounds
- Finished the 2016 season ranked 6th in the WNBA in blocks (1.4 bpg) and 7th in rebounds (7.4 rpg)

2017: Appeared in 34 games making 12 starts at center. . . Averaged 4.8 ppg, 6.3 rpg, and 1.2 bpg. . . Led the Liberty in blocked shots and ranked 2nd on the team in rebounding. . . Finished the season ranked 11th in the WNBA in blocks and 17th in rebounding. . . Collected 3 rebounds and 2 points against Washington in the WNBA Playoffs (9/10). . . Knocked down 2 points and grabbed 7 rebounds. Also managed 2 assists, 2 blocks, and 1 steal at Dallas (9/3). . . Went 3-4 from the floor to finish with 6 points in a win over San Antonio. Set a new season-high, and matched her career-high with 4 assists. Also matched season-high with 3 blocks (9/1). . . Finished with her 4th double-double of the season scoring 10 points and pulling down 10 rebounds. Achieved a new season-high with 2 steals in win over Chicago (8/27). . . Came off the bench to score 12 points, her 4th game in double figures of the season, going 5-6 from the field. Pulled down 4 rebounds against Indiana (8/8). . . Managed 10 points and 16 rebounds, 1 short of her career-high, to post her 3rd double-double of the season in win at Chicago. Also had 3 blocks and 1 steal to tie both of her season-highs (7/30). . . Scored 6 points, going 4-4 from the free-throw line. Pulled down double-digit rebounds with 10. Also had 2 blocks in win over Indiana (7/28). . . In her 23 minutes of play posted a 17 +/- rating. Scored 4 points, collected 6 rebounds, and blocked two shots (7/19). . . Posted double-digit rebounds with 10. Also scored 5 points and had 3 blocks against Washington (7/16). . . Collected double digit rebounds for the first time since she recorded her career-high. Finished with 12 rebounds and 2 points in Phoenix (7/9). . . Scored 4 points and grabbed 3 rebounds at Seattle (7/6). . . In win over Seattle Storm scored 8 points and had 6 rebounds, also matched a season-high with 3 blocks (6/11). . . Had a career-high 17 rebounds with 9 coming from the first quarter, and also finished with 7 points, 2 blocks, and 3 assists in a win over Atlanta (6/7). . . Smashed her previous career-high, finishing with 23 points in a win over the Mercury; shot 11-of-12 from the free-throw line, also had 14 rebounds, 1 shy of her career-high, and 2 blocks (6/4). . . Finished with a new career-high of 15 rebounds, with 7 on the offensive glass, and also tied career high of 13 points shooting 6-of-8 from the field in win against Dallas (6/2). . . Had 2 rebounds, 1 assist, and a blocked shot against the Sparks (5/30). . . Pulled down season-high 8 rebounds, swatted away 3 shots, and scored 2 points against Seattle (5/26). . . Grabbed 7 rebounds, 3 points, and 2 assists in first road game against Phoenix (5/23). . . Posted 6 points and 3 rebounds in game versus Minnesota (5/18). . . In season opening win over the Stars collected 4 rebounds, 2 assists, and 2 points (5/13).

PERSONAL: Born on March 30, 1993 . . . Mother Julie Saddler and father Greg Stokes . . . Father was an All-American basketball player at the University of Iowa, played for the Philadelphia 76ers and won gold with the 1983 USA Pan American Games Team. Psychology major . . . Averaged 25.0 points, 14.8 rebounds and 5.1 blocks per game in her final year at Linn-Mar High School . . . Named to the 2010 United State Women's Youth Olympic Games Team.



CENTER

#7 KIA VAUGHN

10TH SEASON | RUTGERS '09 | BRONX, N.Y. | 6-4 | BORN JANUARY 24, 1987

YEAR-BY-YEAR AVERAGES

| SEASON | TEAM | G | GS | MPG | FG% | 3P% | FT% | OREB | DREB | RPG | APG | SPG | BPG | TO | PF | PPG |
|--------|------|-----|-----|------|------|------|------|------|------|-----|-----|-----|-----|-----|-----|------|
| 2009 | NYL | 34 | 1 | 11.6 | .493 | .000 | .500 | 1.0 | 1.6 | 2.6 | 0.2 | 0.1 | 0.0 | 0.9 | 1.7 | 4.8 |
| 2010 | NYL | 30 | 0 | 8.1 | .348 | 1.00 | .650 | 0.5 | 0.9 | 1.4 | 0.3 | 0.2 | 0.2 | 0.6 | 1.5 | 2.1 |
| 2011 | NYL | 34 | 34 | 28.1 | .497 | .000 | .786 | 2.8 | 3.9 | 6.7 | 1.1 | 1.1 | 0.7 | 1.7 | 2.9 | 10.1 |
| 2012 | NYL | 31 | 17 | 22.9 | .430 | .000 | .656 | 1.5 | 3.4 | 5.0 | 0.9 | 0.5 | 0.8 | 1.0 | 2.5 | 6.4 |
| 2013 | WAS | 34 | 15 | 20.0 | .425 | .000 | .761 | 1.5 | 3.7 | 5.2 | 0.6 | 0.7 | 1.0 | 1.5 | 2.3 | 6.9 |
| 2014 | WAS | 33 | 33 | 24.1 | .458 | .000 | .634 | 1.8 | 4.5 | 6.3 | 1.2 | 0.9 | 0.4 | 1.4 | 2.3 | 9.0 |
| 2015 | WAS | 20 | 1 | 17.8 | .451 | .000 | .667 | 1.1 | 3.1 | 4.2 | 1.0 | 0.3 | 0.3 | 1.2 | 2.1 | 5.7 |
| 2016 | WAS | 34 | 4 | 19.8 | .503 | .000 | .750 | 1.2 | 3.1 | 4.3 | 0.6 | 0.5 | 0.5 | 0.9 | 1.4 | 6.3 |
| 2017 | NYL | 28 | 22 | 19.6 | .536 | .000 | .583 | 1.9 | 3.0 | 4.9 | 0.7 | 0.4 | 0.3 | 0.8 | 2.0 | 5.8 |
| Career | | 278 | 127 | 19.3 | .466 | .167 | .678 | 1.5 | 3.0 | 4.5 | 0.7 | 0.6 | 0.5 | 1.2 | 2.1 | 6.4 |

YEAR-BY-YEAR TOTALS

| SEASON | TEAM | G | GS | MIN | FGM-A | 3PM-A | FTM-A | OREB | DREB | REB | AST | STL | BLK | TO | PF | PTS |
|--------|------|-----|-----|------|------------|-------|-----------|------|------|------|-----|-----|-----|-----|-----|------|
| 2009 | NYL | 34 | 1 | 396 | 73 - 148 | 0 - 2 | 17 - 34 | 35 | 53 | 88 | 8 | 6 | 3 | 32 | 57 | 163 |
| 2010 | NYL | 30 | 0 | 243 | 24 - 69 | 1 - 1 | 13 - 20 | 15 | 27 | 42 | 10 | 6 | 6 | 18 | 44 | 62 |
| 2011 | NYL | 34 | 34 | 955 | 149 - 300 | 0 - 0 | 44 - 56 | 96 | 131 | 227 | 39 | 40 | 25 | 61 | 97 | 342 |
| 2012 | NYL | 31 | 17 | 710 | 89 - 207 | 0 - 0 | 21 - 32 | 48 | 106 | 154 | 27 | 16 | 25 | 31 | 76 | 199 |
| 2013 | WAS | 34 | 15 | 680 | 99 - 233 | 0 - 1 | 35 - 46 | 50 | 126 | 176 | 22 | 24 | 37 | 52 | 78 | 233 |
| 2014 | WAS | 33 | 33 | 795 | 135 - 295 | 0 - 2 | 26 - 41 | 60 | 147 | 207 | 39 | 31 | 15 | 47 | 75 | 296 |
| 2015 | WAS | 20 | 1 | 355 | 46 - 102 | 0 - 0 | 22 - 33 | 22 | 62 | 84 | 20 | 7 | 7 | 25 | 41 | 114 |
| 2016 | WAS | 34 | 4 | 672 | 97 - 193 | 0 - 0 | 21 - 28 | 41 | 106 | 147 | 21 | 20 | 18 | 32 | 49 | 215 |
| 2017 | NYL | 28 | 22 | 549 | 74 - 138 | 0 - 0 | 14 - 24 | 54 | 83 | 137 | 20 | 12 | 11 | 23 | 55 | 162 |
| Career | | 278 | 127 | 5356 | 786 - 1685 | 1 - 6 | 213 - 314 | 421 | 841 | 1262 | 206 | 162 | 147 | 321 | 572 | 1786 |

PLAYOFF YEAR-BY-YEAR AVERAGES

| SEASON | TEAM | G | GS | MPG | FG% | 3P% | FT% | OREB | DREB | RPG | APG | SPG | BPG | TO | PF | PTS |
|--------|------|----|----|------|------|------|------|------|------|-----|-----|-----|-----|-----|-----|-----|
| 2010 | NYL | 5 | 0 | 15.6 | .625 | .000 | .462 | 1.0 | 2.0 | 3.0 | 0.6 | 0.0 | 0.6 | 1.0 | 1.8 | 5.2 |
| 2011 | NYL | 3 | 3 | 26.0 | .571 | .000 | .900 | 2.0 | 4.3 | 6.3 | 1.3 | 1.0 | 0.3 | 1.0 | 1.7 | 8.3 |
| 2012 | NYL | 2 | 0 | 22.5 | .417 | .000 | 1.00 | 3.0 | 5.5 | 8.5 | 1.0 | 0.0 | 0.5 | 1.5 | 2.5 | 5.5 |
| 2013 | WAS | 3 | 3 | 24.9 | .462 | .000 | .000 | 0.7 | 4.3 | 5.0 | 0.7 | 0.6 | 0.6 | 1.3 | 3.0 | 8.0 |
| 2014 | WAS | 2 | 2 | 23.0 | .300 | .000 | .500 | 1.5 | 3.5 | 5.0 | 0.5 | 0.5 | 0.0 | 2.0 | 3.5 | 3.5 |
| 2015 | WAS | 3 | 0 | 16.6 | .538 | .000 | .833 | 1.3 | 3.0 | 4.3 | 0.3 | 0.0 | 0.0 | 0.6 | 1.3 | 6.3 |
| 2017 | NYL | 1 | 1 | 14.8 | 0.0 | 0.0 | 0.0 | 1.0 | 4.0 | 5.0 | 0.0 | 0.0 | 0.0 | 2.0 | 0.0 | 0.0 |
| Career | | 10 | 3 | 20.1 | 54.8 | 0.0 | 66.7 | 1.7 | 3.4 | 5.1 | 0.9 | 0.3 | 0.5 | 1.1 | 1.9 | 6.2 |

PLAYOFF YEAR-BY-YEAR TOTALS

| SEASON | TEAM | G | GS | MIN | FGM-A | 3PM-A | FTM-A | OREB | DREB | REB | AST | STL | BLK | TO | PF | PTS |
|--------|------|----|----|-----|---------|-------|---------|------|------|-----|-----|-----|-----|----|----|-----|
| 2010 | NYL | 5 | 0 | 78 | 10 - 16 | 0 - 0 | 6 - 13 | 5 | 10 | 15 | 3 | 0 | 3 | 5 | 9 | 26 |
| 2011 | NYL | 3 | 3 | 78 | 8 - 14 | 0 - 0 | 9 - 10 | 6 | 13 | 19 | 4 | 3 | 1 | 3 | 5 | 25 |
| 2012 | NYL | 2 | 0 | 45 | 5 - 12 | 0 - 0 | 1 - 1 | 6 | 11 | 17 | 2 | 0 | 1 | 3 | 5 | 11 |
| 2013 | WAS | 3 | 3 | 75 | 12 - 26 | 0 - 0 | 0 - 0 | 2 | 13 | 15 | 2 | 2 | 2 | 4 | 9 | 24 |
| 2014 | WAS | 2 | 2 | 46 | 3 - 10 | 0 - 0 | 1 - 2 | 3 | 7 | 10 | 1 | 1 | 0 | 4 | 7 | 7 |
| 2015 | WAS | 3 | 0 | 50 | 7 - 13 | 0 - 1 | 5 - 6 | 4 | 9 | 13 | 1 | 0 | 0 | 2 | 4 | 19 |
| 2017 | NYL | 1 | 1 | 15 | 0 - 2 | 0 - 0 | 0 - 0 | 1 | 4 | 5 | 0 | 0 | 0 | 2 | 0 | 0 |
| Career | | 19 | 9 | 386 | 45 - 93 | 0 - 1 | 22 - 32 | 27 | 67 | 94 | 13 | 6 | 7 | 23 | 39 | 112 |



CENTER

#7 KIA VAUGHN

10TH SEASON | RUTGERS '09 | BRONX, N.Y. | 6-4 | BORN JANUARY 24, 1987

| | PTS | FGM | FGA | 3FGM | 3FGA | FTM | FTA | OREB | DREB | REB | AST | STL | TO | BLK | MIN |
|----------|---------|---------|---------|--------|------------|---------|--------------|---------|-----------|-----------|---------|--------------|--------------|--------------|------------|
| SEASON | 16 | 6 | 9 | -- | -- | 4 | 4 | 4 | 5 (2x) | 9 | 3 | 3 | 4 | 1 (4x) | 31 |
| | @ WAS | @ WAS | vs. ATL | -- | -- | @ WAS | @ WAS | vs. ATL | last @ LA | vs. ATL | vs. CON | vs. ATL | vs. IND | last vs. CHI | @ WAS |
| | 6/28/18 | 6/28/18 | 6/19/18 | | | 6/28/18 | 6/28/18 | 6/19/18 | 6/24/18 | 6/19/18 | 6/7/18 | 6/19/18 | 6/10/18 | 6/29/18 | 6/28/18 |
| CAREER | 24 | 12 | 16 | 1 | 1 (6x) | 6 | 7 | 9 | 11 | 13 | 6 | 4 (2x) | 6 | 4 | 38 |
| | @ TUL | @ TUL | @ IND | @ CHI | last @ MIN | vs. CT | vs. IND | vs. ATL | vs. NY | @ MIN | @ NY | last vs. IND | @ CT | vs. DAL | @ SEA |
| | 6/23/11 | 6/23/11 | 8/8/14 | 6/8/10 | 6/20/14 | 9/13/13 | 7/2/14 | 6/24/12 | 9/15/13 | 6/20/14 | 7/29/14 | 6/6/14 | 6/14/16 | 5/18/16 | 6/22/14 |
| PLAYOFFS | 13 | 6 | 12 | -- | 1 | 6 | 6 (2x) | 4 | 7 (3x) | 9 (2x) | 3 | 3 | 3 (3x) | 2 (2x) | 27 (3x) |
| | vs. IND | @ ATL | @ ATL | -- | @ NY | vs. IND | last vs. IND | @ CT | last @ NY | last @ NY | vs. IND | vs. IND | last vs. IND | last @ ATL | last @ IND |
| | 9/1/10 | 9/19/13 | 9/19/13 | | 9/18/15 | 9/17/11 | 9/17/11 | 9/27/12 | 9/22/15 | 9/22/15 | 9/17/11 | 9/17/11 | 8/23/14 | 9/19/13 | 8/21/14 |

2018 GAME-BY-GAME STATISTICS

PRESEASON

| Opponent | Date | MIN | FGM | FGA | FG% | 3PM | 3PA | 3P% | FTM | FTA | FT% | OR | DR | REB | AST | STL | BLK | TO | PF | PTS | +/- |
|-----------------|------|-----|--------------|-----|-----|-----|-----|-----|-----|-----|-----|----|----|-----|-----|-----|-----|----|----|-----|-----|
| vs. Dallas | 5/7 | | NWT - Turkey | | | | | | | | | | | | | | | | | | |
| vs. Los Angeles | 5/8 | | NWT - Turkey | | | | | | | | | | | | | | | | | | |

REGULAR SEASON

| | | | | | | | | | | | | | | | | | | | | | |
|-----------------|------|--------------|---|---|-------|---|---|-------|---|---|-------|---|---|---|---|---|---|---|---|----|-----|
| Chicago | 5/20 | NWT - Turkey | | | | | | | | | | | | | | | | | | | |
| vs. Minnesota | 5/20 | NWT - Turkey | | | | | | | | | | | | | | | | | | | |
| vs. Dallas | 5/29 | 13:56 | 1 | 3 | 0.333 | 0 | 0 | 0.000 | 0 | 0 | 0.000 | 1 | 1 | 2 | 0 | 2 | 0 | 1 | 2 | 2 | 6 |
| @ Indiana | 6/2 | 9:05 | 0 | 0 | 0.000 | 0 | 0 | 0.000 | 0 | 0 | 0.000 | 0 | 1 | 1 | 0 | 0 | 0 | 1 | 0 | 0 | 5 |
| vs. Phoenix | 6/5 | 19:54 | 1 | 5 | 0.200 | 0 | 0 | 0.000 | 0 | 0 | 0.000 | 1 | 4 | 5 | 0 | 1 | 0 | 0 | 3 | 2 | -8 |
| vs. Connecticut | 6/7 | 17:54 | 3 | 5 | 0.600 | 0 | 0 | 0.000 | 2 | 3 | 0.667 | 1 | 3 | 4 | 3 | 1 | 0 | 2 | 2 | 8 | 3 |
| vs. Indiana | 6/10 | 23:44 | 2 | 4 | 0.500 | 0 | 0 | 0.000 | 0 | 0 | 0.000 | 1 | 0 | 1 | 2 | 2 | 1 | 4 | 3 | 4 | -1 |
| vs. Las Vegas | 6/13 | 25:13 | 3 | 6 | 0.500 | 0 | 0 | 0.000 | 1 | 2 | 0.500 | 0 | 4 | 4 | 1 | 0 | 0 | 0 | 1 | 7 | -2 |
| @ Minnesota | 6/16 | 12:40 | 2 | 3 | 0.667 | 0 | 0 | 0.000 | 0 | 0 | 0.000 | 0 | 2 | 2 | 0 | 2 | 0 | 3 | 4 | 4 | 2 |
| vs. Atlanta | 6/19 | 28:03 | 2 | 9 | 0.222 | 0 | 0 | 0.000 | 0 | 0 | 0.000 | 4 | 5 | 9 | 0 | 3 | 0 | 2 | 3 | 4 | 6 |
| @ Las Vegas | 6/22 | 20:35 | 4 | 7 | 0.571 | 0 | 0 | 0.000 | 0 | 0 | 0.000 | 3 | 3 | 6 | 0 | 0 | 1 | 1 | 4 | 8 | -3 |
| @ Los Angeles | 6/24 | 14:08 | 1 | 2 | 0.500 | 0 | 0 | 0.000 | 0 | 0 | 0.000 | 0 | 5 | 5 | 1 | 0 | 0 | 1 | 0 | 2 | -8 |
| vs. Phoenix | 6/26 | 10:22 | 1 | 1 | 1.000 | 0 | 0 | 0.000 | 0 | 0 | 0.000 | 1 | 1 | 2 | 0 | 0 | 0 | 1 | 2 | 2 | -14 |
| @ Washington | 6/28 | 31:02 | 6 | 8 | 0.750 | 0 | 0 | 0.000 | 4 | 4 | 1.000 | 2 | 4 | 6 | 2 | 0 | 1 | 1 | 2 | 16 | 2 |
| vs. Chicago | 6/29 | 17:45 | 4 | 6 | 0.667 | 0 | 0 | 0.000 | 1 | 2 | 0.500 | 1 | 3 | 4 | 0 | 1 | 1 | 1 | 1 | 9 | 6 |



CENTER

#7 KIA VAUGHN

10TH SEASON | RUTGERS '09 | BRONX, N.Y. | 6-4 | BORN JANUARY 24, 1987

CAREER TRANSACTIONS: Selected in the first round (8th overall) by the New York Liberty in the 2009 WNBA Draft... Acquired by the Washington Mystics in addition to a 2013 2nd Round Pick (No. 17 overall) in exchange for a 2013 1st Round Pick (7th overall)... Traded to the New York Liberty on January 30, 2017 along with guard Bria Hartley in exchange for center Carolyn Swords... Re-signed with the Liberty as an unrestricted free agent on Feb. 9, 2018.

CAREER HIGHLIGHTS:

- Drafted 8th Overall by the New York Liberty in 2009
- Career averages of 6.4 points and 4.5 rebounds per game
- Career highs of 10.1 ppg and 6.7 rpg with New York in 2011; led the Liberty in rebounding that season.
- Has appeared in the WNBA Playoffs in 7 of her 9 WNBA seasons, advancing to the Eastern Conference Finals with New York in 2010

2017: Appeared in 28 games, making 22 starts at center... Averaged 5.8 points and 4.9 rebounds per game... Ranked 3rd on the Liberty in rebounding... Grabbed 5 rebounds against Washington in the WNBA Playoffs (9/10)... Scored 11 points and collected 6 rebounds against Dallas (9/3)... Went 5-6 from the floor to collect 10 points. Grabbed 6 rebounds in win over San Antonio (9/1)... Managed a team-high 9 rebounds, recorded a steal and block in home win over Washington (8/25)... Finished with 4 points and 3 rebounds, all of which came on offensive end. Also had 2 assists and 2 steals in road win over Indiana (8/23)... Posted 6 points and 7 rebounds for the 2nd-consecutive game in a home win over Los Angeles (8/13)... Scored 6 points and was 2nd on the team with 7 rebounds in a road win over the Dream (8/11)... Shot 4-6 from the field to finish with 8 points at San Antonio. Grabbed 3 rebounds and matched her season-high with 2 assists (8/1)... Connected on 3 shots for 6 points and pulled down 6 rebounds against Indiana (7/28)... Scored 6 points and pulled down 7 rebounds against Washington (7/16)... Connected on 4-of-8 field goals to finish with 8 points. Pulled down 4 rebounds and dished out 2 assists against Chicago (7/14)... Scored 7 points and had 4 rebounds against Phoenix (7/9)... Finished with a season-high 13 points and 11 rebounds to post her first double-double since July 29, 2014, and first double-digit rebounding effort since Aug. 5, 2015 in a win at Seattle (7/6)... Scored a season-high 10 points and had 8 rebounds against Atlanta. Also tied season-high for assists and steals with 2 and 1 respectively (7/2)... Finished with a season-high 9 rebounds and 2 blocks. Also scored 6 points against Washington (6/29)... Saw her first action since May 30th. Finished with 4 points, 4 rebounds, and a season-high 2 assists against Connecticut (6/23)... Missed 6 games in June while competing for the Czech Republic National Team in the 2017 EuroBasket Women Tournament in the Czech Republic... Posted a season-high 9 points and 5 rebounds in a win against the Mercury (5/23)... Scored 7 points and grabbed 5 rebounds against Minnesota (5/18)... Scored 4 of her 7 points in the first quarter against the Stars, also grabbed 3 rebounds (5/13).

PERSONAL: Born and raised in the Bronx... Eldest daughter of Aja Ellington, has seven younger brothers... Has a dog named Prince... Walked past Madison Square Garden everyday on her way to high school at St. Michael's Academy in mid-town Manhattan... Pre-game ritual is to listen to her favorite singer, Beyonce on her iPod... Wears No. 15 because one of her younger brothers was born on December 15... Journalism major at Rutgers... Credits her exceptional foot skills to double-dutch jump roping... The most surprising fact about her is her fear of clowns... Began playing basketball in middle school by the influence of her mother... Was named the 2005 New



CENTER

#17 AMANDA ZAHUI B.

4TH SEASON | MINNESOTA | STOCKHOLM, SWEDEN. | 6-5 | BORN SEPT. 8, 1993

YEAR-BY-YEAR AVERAGES

| SEASON | TEAM | G | GS | MPG | FG% | 3P% | FT% | OREB | DREB | RPG | APG | SPG | BPG | TO | PF | PPG |
|---------------|------|-----------|----------|------------|-------------|-------------|-------------|------------|------------|------------|------------|------------|------------|------------|------------|------------|
| 2015 | TUL | 31 | 0 | 9.7 | .361 | .333 | .750 | 0.8 | 1.6 | 2.4 | 0.3 | 0.2 | 0.6 | 0.6 | 1.9 | 3.4 |
| 2016 | NYL | 33 | 1 | 11.3 | .449 | .188 | .787 | 1.3 | 1.9 | 3.2 | 0.4 | 0.3 | 0.6 | 1.1 | 2.1 | 5.0 |
| 2017 | NYL | 29 | 0 | 5.3 | .400 | .250 | .750 | 0.3 | 0.8 | 1.1 | 0.3 | 0.1 | 0.2 | 0.5 | 1.2 | 2.2 |
| Career | | 93 | 1 | 8.9 | .407 | .283 | .774 | 0.8 | 1.4 | 2.3 | 0.3 | 0.3 | 0.5 | 0.8 | 1.7 | 3.6 |

YEAR-BY-YEAR TOTALS

| SEASON | TEAM | G | GS | MIN | FGM-A | 3PM-A | FTM-A | OREB | DREB | REB | AST | STL | BLK | TO | PF | PTS |
|---------------|------|-----------|----------|------------|----------------|--------------|--------------|-----------|------------|------------|-----------|-----------|-----------|-----------|------------|------------|
| 2015 | TUL | 31 | 0 | 300 | 39-108 | 12-36 | 15-20 | 26 | 49 | 75 | 10 | 7 | 19 | 20 | 58 | 105 |
| 2016 | NYL | 33 | 1 | 374 | 57-127 | 3-16 | 48-61 | 42 | 62 | 104 | 12 | 11 | 22 | 37 | 69 | 165 |
| 2017 | NYL | 29 | 0 | 155 | 26-65 | 2-8 | 9-12 | 9 | 22 | 31 | 10 | 5 | 6 | 15 | 35 | 63 |
| Career | | 93 | 1 | 829 | 122-300 | 17-60 | 72-93 | 77 | 133 | 210 | 32 | 23 | 47 | 72 | 162 | 333 |

PLAYOFF YEAR-BY-YEAR AVERAGES

| SEASON | TEAM | G | GS | MPG | FG% | 3P% | FT% | OREB | DREB | RPG | APG | SPG | BPG | TO | PF | PTS |
|---------------|------|----------|----------|------------|-------------|------------|------------|------------|------------|------------|------------|------------|------------|------------|------------|------------|
| 2015 | TUL | 2 | 0 | 5.9 | .000 | .000 | .000 | .000 | 1.5 | 1.5 | 0.0 | 0.0 | 0.5 | 0.0 | 0.0 | 0.0 |
| 2016 | NYL | 1 | 0 | 6.4 | 1.000 | .000 | .000 | 1.0 | 1.0 | 2.0 | 0.0 | 0.0 | 0.0 | 0.0 | 1.0 | 2.0 |
| 2017 | NYL | 1 | 0 | 1.2 | 0.0 | 0.0 | 0.0 | 0.0 | 1.0 | 1.0 | 0.0 | 0.0 | 0.0 | 0.0 | 0.0 | 0.0 |
| Career | | 4 | 0 | 4.8 | 25.0 | 0.0 | 0.0 | 0.3 | 1.3 | 1.5 | 0.0 | 0.0 | 0.3 | 0.0 | 0.3 | 0.5 |

PLAYOFF YEAR-BY-YEAR TOTALS

| SEASON | TEAM | G | GS | MPG | FG% | 3P% | FT% | OREB | DREB | RPG | APG | SPG | BPG | TO | PF | PTS |
|---------------|------|----------|----------|-----------|------------|------------|------------|----------|----------|----------|----------|----------|----------|----------|----------|----------|
| 2015 | TUL | 2 | 0 | 12 | 0-3 | 0-3 | 0-0 | 0 | 3 | 3 | 0 | 0 | 1 | 0 | 0 | 0 |
| 2016 | NYL | 1 | 0 | 6 | 1-1 | 0-0 | 0-0 | 1 | 1 | 2 | 0 | 0 | 0 | 0 | 1 | 2 |
| 2017 | NYL | 1 | 0 | 1 | 0-0 | 0-0 | 0-0 | 0 | 1 | 1 | 0 | 0 | 0 | 0 | 0 | 0 |
| Career | | 4 | 0 | 19 | 1-4 | 0-3 | 0-0 | 1 | 5 | 6 | 0 | 0 | 1 | 0 | 1 | 2 |


CAREER TRANSACTIONS: Selected second in the first round (second overall) by the Tulsa Shock in the 2015 WNBA Draft... Acquired from Dallas along with a 2017 second round pick in exchange for New York's first round draft pick in 2017.

CAREER HIGHLIGHTS:

- Drafted second overall by the Tulsa Shock in the 2015 WNBA Draft.
- Scored a career-high 17 points against Minnesota on June 29, 2016.
- Made her first-career start at Minnesota on June 29, 2016, and nearly recorded a double-double with 15 points and 9 rebounds
- Shot .333 percent from 3-point range during rookie season.
- Career-best five blocked shots against San Antonio on June 14, 2015.

2017: Appeared in 29 games for the Liberty... Averaged 2.2 ppg and 1.1 rpg... Came off the bench to score a season-high 8 points. Also managed a season-high 6 rebounds in win over Chicago (8/27)... Knocked down a bucket for 2 points and 1 rebound in win against Indiana (8/23)... Matched her season-high with 7 points. Set a new season-high with 4 rebounds at Los Angeles (8/4)... Finished with 5 points, 1 rebound, and 1 assist at San Antonio (8/1)... Scored 2 points and pulled down 2 rebounds against Washington (7/16)... Posted her first 3-pointer of the season against Chicago (7/14)... Finished with 2 points and 1 rebound against Washington (6/29)... Recorded a season-high 7 points off the bench; also had 2 blocks and 2 rebounds against Dallas (6/16)... Scored a season-high 6 points and had 1 block against Connecticut (6/14)... Against Seattle had 1 assist, 1 rebound, and 1 steal (6/11)... Tied her season-high in scoring with 4 points in win over Atlanta Dream and also recorded her 1st block of the season (6/7)... Played for 8 minutes and pulled down a season-high 2 rebounds against Phoenix (6/4)... Scored 2 points and had 1 rebound against Dallas (6/2)... Played for 2 minutes in game versus LA (5/30)... In first road game, had 1 rebound and 1 assist against Phoenix (5/23)... Scored 4 points in the second half of the game against the Stars, also had 2 rebounds (5/13).

PERSONAL: Born on Sept. 8, 1993, in Stockholm, Sweden... Daughter of Annsö and Alex Zahui Bazoukou... Has a younger brother named Aaron... Annsö lived in Spain and France before moving to Stockholm, and Alex lived in his native country, the Ivory Coast, before moving to Sweden to pursue a career... Amanda began playing basketball after first experimenting with tennis, field hockey, soccer and circus classes as a child... Moved into her own apartment at 15 years old to attend a school where her basketball development would be most benefited... 2012 graduate of Igelstavigens Gymnasium... Named Rookie of the Year (2010) and Center of the Year (2011, 2012) while playing in Sweden... Has played on Sweden's national team since she was 13 years old... Considered playing for the University of Washington and the University of Louisville but chose Minnesota because, "It just felt like home."... Plays video games, car games in particular, as a hobby... Would attend Martin Luther King Jr.'s "I Have a Dream" speech if she could go back in time.



CENTER

#17 AMANDA ZAHUI B.

4TH SEASON | MINNESOTA | STOCKHOLM, SWEDEN. | 6-5 | BORN SEPT. 8, 1993

| | PTS | FGM | FGA | 3FGM | 3FGA | FTM | FTA | OREB | DREB | REB | AST | STL | TO | BLK | MIN |
|----------|---------|------------|------------|---------|---------|--------------|---------|---------|--------------|--------------|--------------|--------------|---------|------------|---------|
| SEASON | 21 | 9 | 15 | 2 (2x) | 5 | 2 (3x) | 4 | 5 | 4 (2x) | 8 | 1 (7x) | 2 (2x) | 5 | 1 (2x) | 23 |
| | @ LA | @ LA | @ LA | @ LA | @ LA | last vs. PHO | VS. PHO | vs. PHO | last vs. MIN | vs. PHO | last vs. CHI | last vs. IND | vs. PHO | last @ IND | @ LA |
| | 6/24/18 | 6/24/18 | 6/24/18 | 6/24/18 | 6/24/18 | 6/5/18 | 6/26/18 | 6/5/18 | 5/25/18 | 6/5/18 | 6/29/18 | 6/10/18 | 6/5/18 | 6/2/18 | 6/24/18 |
| CAREER | 21 | 6 (4x) | 12 (2x) | 3 | 5 | 6 | 8 | 6 | 7 | 9 (3x) | 4 | 2 (4x) | 5 | 5 | 34 |
| | @ LA | last @ CHI | last @ WAS | vs. PHO | @ LA | vs. DAL | vs. ATL | vs. SEA | @ MIN | last @ WAS | vs. PHO | last @ MIN | vs. PHO | @ SA | @ MIN |
| | 6/24/18 | 5/20/18 | 7/20/16 | 9/13/15 | 6/24/18 | 5/15/16 | 7/13/16 | 9/7/16 | 6/29/16 | 7/20/16 | 9/13/15 | 6/29/16 | 6/5/18 | 6/14/15 | 6/29/16 |
| PLAYOFFS | 2 | 1 | 3 | | 3 | | | 1 | 2 | 2 (2x) | | | | 1 | 7 |
| | vs. PHO | vs. PHO | vs. PHO | -- | vs. PHO | -- | -- | vs. PHO | @ PHO | last vs. PHO | -- | -- | -- | @ PHO | @ PHO |
| | 9/24/16 | 9/24/16 | 9/19/15 | | 9/19/15 | | | 9/24/16 | 9/17/15 | 9/24/16 | | | | 9/17/15 | 9/17/15 |

2018 GAME-BY-GAME STATISTICS

PRESEASON

| Opponent | Date | MIN | FGM | FGA | FG% | 3PM | 3PA | 3P% | FTM | FTA | FT% | OR | DR | REB | AST | STL | BLK | TO | PF | PTS | +/- |
|-----------------|------|-----|-----|-----|-----|-----|-----|-----|-----|-----|-----|----|----|-----|-----|-----|-----|----|----|-----|-----|
| vs. Dallas | 5/7 | | NWT | | | | | | | | | | | | | | | | | | |
| vs. Los Angeles | 5/8 | | NWT | | | | | | | | | | | | | | | | | | |

REGULAR SEASON

| | | | | | | | | | | | | | | | | | | | | | |
|-----------------|------|-------|---|----|-------|---|---|-------|---|---|-------|---|---|---|---|---|---|---|---|----|-----|
| at Chicago | 5/20 | 22:04 | 6 | 10 | 0.600 | 1 | 1 | 1.000 | 2 | 3 | 0.667 | 3 | 4 | 7 | 1 | 2 | 1 | 2 | 0 | 15 | 8 |
| vs. Minnesota | 5/25 | 14:16 | 1 | 5 | 0.200 | 0 | 3 | 0.000 | 2 | 2 | 1.000 | 1 | 4 | 5 | 1 | 0 | 0 | 1 | 3 | 4 | -6 |
| vs. Dallas | 5/29 | 2:37 | 1 | 2 | 0.500 | 0 | 1 | 0.000 | 0 | 0 | 0.000 | 0 | 0 | 0 | 0 | 0 | 0 | 0 | 1 | 2 | -5 |
| @ Indiana | 6/2 | 8:21 | 0 | 1 | 0.000 | 0 | 0 | 0.000 | 0 | 0 | 0.000 | 0 | 2 | 2 | 1 | 0 | 1 | 2 | 1 | 0 | 7 |
| vs. Phoenix | 6/5 | 15:54 | 3 | 6 | 0.500 | 1 | 3 | 0.333 | 2 | 2 | 1.000 | 5 | 3 | 8 | 1 | 0 | 0 | 5 | 4 | 9 | 7 |
| vs. Connecticut | 6/7 | 11:21 | 3 | 8 | 0.375 | 0 | 2 | 0.000 | 1 | 1 | 1.000 | 0 | 0 | 0 | 0 | 0 | 0 | 1 | 2 | 7 | -13 |
| vs. Indiana | 6/10 | 18:34 | 1 | 2 | 0.500 | 1 | 2 | 0.500 | 0 | 0 | 0.000 | 0 | 3 | 3 | 1 | 2 | 0 | 2 | 2 | 3 | 0 |
| vs. Las Vegas | 6/13 | 11:09 | 2 | 5 | 0.400 | 0 | 2 | 0.000 | 0 | 0 | 0.000 | 2 | 0 | 2 | 0 | 0 | 0 | 1 | 4 | 4 | -4 |
| @ Minnesota | 6/16 | 14:16 | 2 | 4 | 0.500 | 1 | 3 | 0.333 | 0 | 0 | 0.000 | 0 | 0 | 0 | 1 | 0 | 0 | 2 | 4 | 5 | -14 |
| vs. Atlanta | 6/19 | 2:24 | 0 | 1 | 0.000 | 0 | 1 | 0.000 | 0 | 0 | 0.000 | 0 | 0 | 0 | 0 | 0 | 0 | 0 | 2 | 0 | -3 |
| @ Las Vegas | 6/22 | 15:32 | 6 | 7 | 0.857 | 2 | 2 | 1.000 | 0 | 0 | 0.000 | 2 | 1 | 3 | 0 | 0 | 0 | 1 | 3 | 14 | -11 |
| @ Los Angeles | 6/24 | 23:15 | 9 | 15 | 0.600 | 2 | 5 | 0.400 | 1 | 1 | 1.000 | 1 | 1 | 2 | 0 | 1 | 0 | 4 | 2 | 21 | -8 |
| vs. Phoenix | 6/26 | 22:15 | 4 | 8 | 0.500 | 1 | 2 | 0.500 | 1 | 4 | 0.250 | 0 | 1 | 1 | 0 | 0 | 0 | 1 | 3 | 10 | -4 |
| @ Washington | 6/18 | 11:05 | 1 | 3 | 0.333 | 0 | 1 | 0.000 | 0 | 0 | 0.000 | 1 | 0 | 1 | 0 | 0 | 0 | 0 | 3 | 2 | -4 |
| vs. Chicago | 6/29 | 20:27 | 4 | 8 | 0.500 | 1 | 3 | 0.333 | 1 | 2 | 0.500 | 1 | 2 | 3 | 1 | 1 | 0 | 2 | 3 | 10 | 1 |



GUARD

#1 SHAVONTE ZELLOUS

10TH SEASON | PITTSBURGH '09 | ORLANDO, FLA. | 5-10 | BORN AUG. 28, 1986

YEAR-BY-YEAR AVERAGES

| SEASON | TEAM | G | GS | MPG | FG% | 3P% | FT% | OREB | DREB | RPG | APG | SPG | BPG | TO | PF | PPG |
|--------|------|-----|-----|------|------|------|------|------|------|-----|-----|-----|-----|-----|-----|------|
| 2009 | DET | 34 | 4 | 23.6 | .397 | .306 | .856 | 0.7 | 2.4 | 3.1 | 1.8 | 0.7 | 0.5 | 2.2 | 3.3 | 11.9 |
| 2010 | TUL | 4 | 1 | 16.8 | .161 | .100 | .833 | 0.3 | 0.5 | 0.8 | 2.5 | 0.5 | 0.0 | 0.5 | 1.8 | 4.0 |
| 2010 | IND | 27 | 0 | 15.5 | .362 | .280 | .747 | 0.5 | 1.6 | 2.1 | 1.3 | 0.4 | 0.5 | 1.2 | 2.0 | 5.9 |
| 2011 | IND | 33 | 2 | 14.0 | .438 | .265 | .784 | 0.6 | 1.8 | 2.4 | 1.4 | 0.3 | 0.4 | 0.9 | 2.2 | 5.5 |
| 2012 | IND | 31 | 31 | 22.3 | .369 | .345 | .770 | 0.9 | 1.8 | 2.7 | 1.7 | 0.7 | 0.4 | 1.3 | 2.3 | 7.5 |
| 2013 | IND | 29 | 29 | 31.3 | .415 | .348 | .780 | 0.9 | 2.5 | 3.4 | 1.7 | 0.9 | 0.7 | 1.8 | 3.2 | 14.7 |
| 2014 | IND | 34 | 33 | 27.4 | .411 | .305 | .784 | 0.6 | 2.1 | 2.8 | 2.1 | 0.7 | 0.4 | 1.6 | 2.9 | 11.0 |
| 2015 | IND | 23 | 1 | 22.2 | .379 | .241 | .771 | 0.6 | 1.8 | 2.4 | 1.9 | 0.9 | 0.3 | 1.1 | 3.0 | 8.4 |
| 2016 | NYL | 33 | 1 | 23.3 | .403 | .192 | .851 | 0.5 | 1.9 | 2.5 | 2.2 | 0.8 | 0.1 | 1.3 | 1.9 | 8.8 |
| 2017 | NYL | 34 | 34 | 29.1 | .423 | .333 | .823 | 1.0 | 3.0 | 4.0 | 2.8 | 0.9 | 0.2 | 1.9 | 3.4 | 11.7 |
| Career | | 282 | 136 | 23.2 | .399 | .304 | .806 | 0.7 | 2.1 | 2.8 | 1.9 | 0.7 | 0.4 | 1.5 | 2.7 | 9.5 |

YEAR-BY-YEAR TOTALS

| SEASON | TEAM | G | GS | MIN | FGM-A | 3PM-A | FTM-A | OREB | DREB | REB | AST | STL | BLK | TO | PF | PTS |
|--------|------|-----|-----|------|------------|-----------|------------|------|------|-----|-----|-----|-----|-----|-----|------|
| 2009 | DET | 34 | 4 | 802 | 118 - 297 | 15 - 49 | 155 - 181 | 25 | 81 | 106 | 62 | 27 | 17 | 77 | 111 | 406 |
| 2010 | TUL | 4 | 1 | 67 | 5 - 31 | 1 - 10 | 5 - 6 | 1 | 2 | 3 | 10 | 2 | 0 | 2 | 7 | 16 |
| 2010 | IND | 27 | 0 | 418 | 47 - 130 | 7 - 25 | 59 - 79 | 14 | 42 | 56 | 35 | 12 | 16 | 33 | 55 | 160 |
| 2011 | IND | 33 | 2 | 463 | 57 - 130 | 9 - 34 | 58 - 74 | 21 | 59 | 80 | 45 | 12 | 15 | 32 | 74 | 181 |
| 2012 | IND | 31 | 31 | 692 | 79 - 214 | 19 - 55 | 57 - 74 | 27 | 57 | 84 | 54 | 23 | 15 | 43 | 71 | 234 |
| 2013 | IND | 29 | 29 | 908 | 146 - 352 | 39 - 112 | 96 - 123 | 27 | 73 | 100 | 48 | 27 | 21 | 54 | 93 | 427 |
| 2014 | IND | 34 | 33 | 931 | 131 - 319 | 25 - 82 | 87 - 111 | 22 | 72 | 94 | 71 | 24 | 16 | 55 | 100 | 374 |
| 2015 | IND | 23 | 1 | 511 | 61 - 161 | 7 - 29 | 64 - 83 | 13 | 42 | 55 | 43 | 22 | 8 | 27 | 68 | 193 |
| 2016 | NYL | 33 | 1 | 770 | 91 - 226 | 5 - 26 | 103 - 121 | 18 | 63 | 81 | 73 | 29 | 6 | 44 | 64 | 290 |
| 2017 | NYL | 34 | 34 | 991 | 123 - 291 | 16 - 48 | 135 - 164 | 33 | 103 | 136 | 95 | 29 | 8 | 65 | 115 | 397 |
| Career | | 282 | 136 | 6553 | 858 - 2151 | 143 - 470 | 819 - 1016 | 201 | 594 | 795 | 536 | 207 | 122 | 432 | 758 | 2678 |

PLAYOFF YEAR-BY-YEAR AVERAGES

| SEASON | TEAM | G | GS | MPG | FG% | 3P% | FT% | OREB | DREB | RPG | APG | SPG | BPG | TO | PF | PPG |
|--------|------|----|----|------|------|------|------|------|------|-----|-----|-----|-----|-----|-----|------|
| 2009 | DET | 5 | 0 | 29.0 | .353 | .412 | .852 | 1.6 | 3.4 | 5.0 | 2.8 | 1.2 | 0.6 | 1.4 | 3.0 | 15.6 |
| 2010 | IND | 3 | 0 | 10.3 | .600 | .000 | .857 | 0.3 | 0.3 | 0.7 | 0.7 | 0.0 | 0.3 | 0.6 | 1.0 | 4.0 |
| 2011 | IND | 5 | 1 | 19.2 | .429 | .400 | .600 | 0.6 | 2.0 | 2.6 | 1.4 | 0.4 | 0.6 | 1.2 | 2.8 | 8.6 |
| 2012 | IND | 10 | 5 | 27.9 | .398 | .267 | .857 | 1.0 | 1.9 | 2.9 | 1.7 | 0.9 | 0.8 | 1.7 | 2.7 | 10.6 |
| 2013 | IND | 4 | 4 | 26.6 | .447 | .417 | .923 | 1.0 | 2.8 | 3.8 | 2.0 | 0.2 | 0.5 | 0.0 | 3.0 | 12.8 |
| 2014 | IND | 5 | 5 | 35.5 | .389 | .292 | .750 | 1.0 | 2.4 | 3.4 | 1.0 | 0.4 | 0.8 | 0.6 | 3.4 | 14.4 |
| 2015 | IND | 11 | 0 | 21.5 | .438 | .308 | .800 | 0.5 | 1.8 | 2.4 | 1.9 | 0.7 | 0.5 | 1.2 | 2.6 | 7.6 |
| 2016 | NYL | 1 | 0 | 27.8 | .444 | .000 | .500 | 1.0 | 2.0 | 3.0 | 1.0 | 1.0 | 0.0 | 0.0 | 1.0 | 10.0 |
| 2017 | NYL | 1 | 1 | 25.6 | .143 | .000 | 100 | 1.0 | 5.0 | 6.0 | 1.0 | 1.0 | 0.0 | 2.0 | 2.0 | 4.0 |
| Career | | 45 | 16 | 25.0 | .403 | .321 | .805 | 0.9 | 2.2 | 3.0 | 1.7 | 0.7 | 0.6 | 1.1 | 2.7 | 10.2 |

PLAYOFF YEAR-BY-YEAR TOTALS

| SEASON | TEAM | G | GS | MIN | FGM-A | 3PM-A | FTM-A | OREB | DREB | REB | AST | STL | BLK | TO | PF | PTS |
|--------|------|----|----|------|-----------|----------|-----------|------|------|-----|-----|-----|-----|----|-----|-----|
| 2009 | DET | 5 | 0 | 145 | 24 - 68 | 7 - 17 | 23 - 27 | 8 | 17 | 25 | 14 | 6 | 3 | 7 | 15 | 78 |
| 2010 | IND | 3 | 0 | 31 | 3 - 5 | 0 - 1 | 6 - 7 | 1 | 1 | 2 | 2 | 0 | 1 | 2 | 3 | 12 |
| 2011 | IND | 5 | 1 | 96 | 15 - 35 | 4 - 10 | 9 - 15 | 3 | 10 | 13 | 7 | 2 | 3 | 6 | 14 | 43 |
| 2012 | IND | 10 | 5 | 279 | 37 - 93 | 8 - 30 | 24 - 28 | 10 | 19 | 29 | 17 | 9 | 8 | 17 | 27 | 106 |
| 2013 | IND | 4 | 4 | 107 | 17 - 38 | 5 - 12 | 12 - 13 | 4 | 11 | 15 | 8 | 1 | 2 | 0 | 12 | 51 |
| 2014 | IND | 5 | 5 | 178 | 28 - 72 | 7 - 24 | 9 - 12 | 5 | 12 | 17 | 5 | 2 | 4 | 3 | 17 | 72 |
| 2015 | IND | 11 | 0 | 237 | 32 - 73 | 4 - 13 | 16 - 20 | 6 | 20 | 26 | 21 | 8 | 6 | 14 | 29 | 84 |
| 2016 | NYL | 1 | 0 | 28 | 4 - 9 | 0 - 1 | 2 - 4 | 1 | 2 | 3 | 1 | 1 | 0 | 0 | 1 | 10 |
| 2017 | NYL | 1 | 1 | 26 | 1 - 7 | 0 - 1 | 2 - 2 | 1 | 5 | 6 | 1 | 1 | 0 | 2 | 2 | 4 |
| Career | | 45 | 16 | 1125 | 161 - 400 | 35 - 109 | 103 - 128 | 39 | 97 | 136 | 76 | 30 | 27 | 51 | 120 | 460 |



GUARD

#1 SHAVONTE ZELLOUS

10TH SEASON | PITTSBURGH '09 | ORLANDO, FLA. | 5-10 | BORN AUG. 28, 1986

| | PTS | FGM | FGA | 3FGM | 3FGA | FTM | FTA | OREB | DREB | REB | AST | STL | TO | BLK | MIN |
|----------|----------|----------|---------|--------------|--------------|---------|------------|--------------|--------------|---------|---------|--------------|--------------|------------|---------|
| SEASON | 19 | 6 | 13 | 2 | 3 (2x) | 7 | 8 (2x) | 1 (2x) | 6 | 6 | 9 | 1 (4x) | 3 | 1 (4x) | 33 |
| | vs. DAL | vs. DAL | vs. DAL | vs. ATL | last vs. CON | @ IND | last @ IND | vs. PHO | vs. DAL | vs. DAL | vs. DAL | last vs. IND | @ IND | last @ WAS | vs. DAL |
| | 5/29/18 | 5/29/18 | 5/29/18 | 6/19/18 | 6/7/18 | 6/2/18 | 6/2/18 | 6/26/18 | 5/29/18 | 5/29/18 | 5/29/18 | 6/10/18 | 6/2/18 | 6/28/18 | 5/29/18 |
| CAREER | 33 | 12 | 20 | 6 | 8 | 17 | 19 | 4 (3x) | 9 | 11 | 9 | 4 (2x) | 7 (2x) | 3 (5x) | 40 |
| | vs. TUL | vs. TUL | @ CHI | vs. PHO | vs. ATL | @ ATL | @ ATL | last vs. CHI | @ ATL | vs. CHI | vs. DAL | last @ SAS | last vs. ATL | last @ CHI | vs. TUL |
| | 6/25/14 | 6/25/14 | 9/12/09 | 6/8/13 | 6/29/14 | 6/26/09 | 6/26/09 | 7/14/17 | 7/2/17 | 7/14/17 | 5/29/18 | 7/21/15 | 5/17/14 | 8/6/13 | 6/25/14 |
| PLAYOFFS | 30 | 10 | 21 | 3 (3x) | 8 | 10 | 11 | 5 | 5 (3x) | 9 | 8 | 3 (2x) | 6 | 2 (5x) | 45 |
| | vs. MIN | vs. MIN | @ CHI | last vs. CHI | @ CHI | vs. IND | vs. IND | @ IND | last vs. WAS | @ IND | vs. CHI | last at CON | @ MIN | last @ MIN | @ CHI |
| | 10/19/12 | 10/19/12 | 9/1/14 | 8/30/14 | 9/1/14 | 9/23/09 | 9/23/09 | 9/25/09 | 9/10/17 | 9/25/09 | 9/19/15 | 10/11/12 | 10/17/12 | 10/6/15 | 9/1/14 |

2018 GAME-BY-GAME STATISTICS

PRESEASON

| Opponent | Date | MIN | FGM | FGA | FG% | 3PM | 3PA | 3P% | FTM | FTA | FT% | OR | DR | REB | AST | STL | BLK | TO | PF | PTS | +/- |
|-----------------|------|-------|-----|-----|------|-----|-----|------|-----|-----|-----|----|----|-----|-----|-----|-----|----|----|-----|-----|
| vs. Dallas | 5/7 | 11:05 | 2 | 6 | .333 | 0 | 1 | .000 | 0 | 0 | - | 0 | 2 | 2 | 4 | 0 | 1 | 2 | 2 | 4 | 0 |
| vs. Los Angeles | 5/8 | | NWT | | | | | | | | | | | | | | | | | | |

REGULAR SEASON

| | | | | | | | | | | | | | | | | | | | | | |
|-----------------|------|-------|---------------|----|-------|---|---|-------|---|---|-------|---|---|---|---|---|---|---|---|----|-----|
| at Chicago | 5/20 | 17:59 | 0 | 4 | 0.000 | 0 | 2 | 0.000 | 0 | 0 | 0.000 | 0 | 3 | 3 | 1 | 0 | 1 | 0 | 3 | 0 | -14 |
| vs. Minnesota | 5/25 | 20:59 | 2 | 8 | 0.250 | 0 | 2 | 0.000 | 5 | 8 | 0.625 | 0 | 4 | 4 | 2 | 0 | 0 | 0 | 5 | 9 | -7 |
| vs. Dallas | 5/29 | 32:54 | 6 | 13 | 0.462 | 1 | 3 | 0.333 | 6 | 7 | 0.857 | 0 | 6 | 6 | 9 | 1 | 0 | 1 | 2 | 19 | 6 |
| at Indiana | 6/2 | 30:19 | 5 | 12 | 0.417 | 0 | 2 | 0.000 | 7 | 8 | 0.875 | 1 | 2 | 3 | 2 | 1 | 0 | 3 | 3 | 17 | -5 |
| vs. Phoenix | 6/5 | 24:12 | 1 | 5 | 0.200 | 0 | 1 | 0.000 | 0 | 0 | 0.000 | 0 | 1 | 1 | 3 | 0 | 0 | 1 | 4 | 2 | 2 |
| vs. Connecticut | 6/7 | 30:52 | 5 | 9 | 0.556 | 1 | 3 | 0.333 | 2 | 2 | 1.000 | 0 | 4 | 4 | 7 | 1 | 1 | 0 | 4 | 13 | 1 |
| vs. Indiana | 6/10 | 21:05 | 2 | 4 | 0.500 | 1 | 1 | 1.000 | 5 | 6 | 0.833 | 0 | 3 | 3 | 3 | 1 | 1 | 1 | 2 | 10 | -1 |
| vs. Las Vegas | 6/13 | 17:15 | 3 | 6 | 0.500 | 0 | 2 | 0.000 | 0 | 0 | 0.000 | 0 | 1 | 1 | 2 | 1 | 0 | 2 | 1 | 6 | -7 |
| @ Minnesota | 6/16 | 15:34 | 3 | 5 | 0.600 | 0 | 0 | 0.000 | 0 | 0 | 0.000 | 0 | 1 | 1 | 3 | 1 | 0 | 1 | 1 | 6 | -1 |
| vs. Atlanta | 6/19 | 23:40 | 5 | 10 | 0.500 | 2 | 2 | 1.000 | 1 | 2 | 0.500 | 0 | 3 | 3 | 1 | 0 | 0 | 2 | 5 | 13 | 0 |
| @ Las Vegas | 6/22 | | DNP - Illness | | | | | | | | | | | | | | | | | | |
| @ Los Angeles | 6/24 | 17:33 | 0 | 3 | 0.000 | 0 | 1 | 0.000 | 0 | 0 | 0.000 | 0 | 1 | 1 | 0 | 0 | 0 | 1 | 1 | 0 | -21 |
| vs. Phoenix | 6/26 | 28:42 | 5 | 10 | 0.500 | 1 | 1 | 1.000 | 0 | 0 | 0.000 | 1 | 1 | 2 | 3 | 0 | 0 | 2 | 1 | 11 | -6 |
| @ Washington | 6/28 | 17:59 | 1 | 2 | 0.500 | 0 | 0 | 0.000 | 2 | 2 | 1.000 | 0 | 2 | 2 | 3 | 0 | 1 | 2 | 6 | 4 | 3 |
| vs. Chicago | 6/29 | 20:04 | 1 | 3 | 0.333 | 0 | 1 | 0.000 | 2 | 2 | 1.000 | 0 | 4 | 4 | 2 | 0 | 0 | 0 | 2 | 4 | -1 |



GUARD

#1 SHAVONTE ZELLOUS

10TH SEASON | PITTSBURGH '09 | ORLANDO, FLA. | 5-10 | BORN AUG. 28, 1986

CAREER TRANSACTIONS: Selected by the Detroit Shock in the First Round of the 2009 WNBA Draft, 11th overall selection... Traded to the Indiana Fever in exchange for a 2011 second round pick on May 27, 2010... Signed as a free agent with the New York Liberty on Feb. 1, 2016.

CAREER HIGHLIGHTS:

- Named the WNBA's Most Improved Player in 2013.
- Was an Eastern Conference All-Star in 2013.
- WNBA All-Rookie Team in 2009.
- Won a WNBA Championship with the Indiana Fever in 2012, played in the WNBA Finals again in 2015.
- Has reached the WNBA Playoffs in each of her nine seasons as a pro.
- Scored a career-high 33 points against Tulsa on June 25, 2014.
- Averaged career-highs in rebounding (4.0 rpg) and assists (2.8 apg) during 2017 season in New York.
- Posted her 1st-career double-double with 14 points and a career-high 11 rebounds vs. Chicago on July 14, 2017.

2017: Started all 34 games for the Liberty. . . Appeared in all 34 games for the 3rd time in her career and started every game for the 1st time. . . Averaged 11.7 ppg along with career-highs in rebounding (4.0 rpg) and assists (2.8 apg). . . Her 11.7 ppg was the 3rd highest scoring tally in her career. . . Grabbed 6 rebounds against Washington in the WNBA Playoffs (9/10). . . Contributed on both sides of the court with 18 points and 5 rebounds. Also had 2 assists in a home win over Washington (8/25). . . Hit a season-high 3 3-pointers to finish with 19 points. In win over Los Angeles also managed 6 rebounds (8/13). . . Recorded her 4th 20-point game of the season, leading the Liberty in scoring while shooting 8-of-9 from the line. Netted 10 of her game-high 20 points in the 1st quarter in the win at Atlanta (8/11). . . Posted 16 points and 8 rebounds in win over Indiana. Also managed 2 assists and 2 steals (8/8). . . Collected 11 points and 6 rebounds in win over Indiana. Also dished out team-high 5 assists, 1 shy of her career-high (7/28). . . Scored 16 points, going a perfect 11-of-11 from the free throw line. Also had 5 rebounds and 6 assists in Connecticut win (7/19). . . Posted a 25 +/- rating finishing with 11 points, 4 rebounds, and 4 assists. Also had 1 block in win over Washington (7/16). . . Recorded a career-high 11 rebounds to post the first double-double of her career with 14 points. Also dished out 3 assists and had a season-high 3 steals (7/14). . . Pulled down a career-high with 9 rebounds. Finished with 7 points against Atlanta (7/2). . . Led all scorers with 17 points. Finished with 7 rebounds and 2 assists against Washington (6/29). . . Scored in double figures for the 7th consecutive game. Finished with 18 points, including a season-high pair of 3-pointers against Connecticut (6/23). . . Led the team with a season-high 28 points, including a 15-foot jumper with .6 seconds to force overtime at Dallas; marked Zellous' 6th straight game in double figures, most consecutive since 2014. Also had 8 rebounds and a season-high 6 assists (6/16). . . Scored in double figures for the 5th time this season, finishing with 16 points, also had 2 rebounds and 2 assists against Connecticut (6/14). . . Finished with 16 points, including a key late 3-point shot, to score in double figures for a 4th-straight game, and had 2 rebounds and 2 assists in win over Seattle (6/11). . . Third-straight game scoring in double figures, finishing with 12 points in a win over Atlanta (6/7). . . Registered back-to-back 20-point games for the 1st time in her career, scoring 21 points against Phoenix, also dishing out a season-high 5 assists for the 2nd time this season, with 3 rebounds (6/4). . . Set a new season-high with 27 points, it was her 1st 20-point game as a member of the Liberty, also set a career-high with 8 rebounds in win over Dallas (6/2). . . Pulled down 7 rebounds for the 8th time in her career, also set a season-high with 5 assists and scored 4 points against the Sparks (5/30). . . In home opener against the San Antonio Stars scored 10 points, 6 of which came from the foul line, also had 4 assists and 1 rebound (5/13).

PERSONAL: The daughter of Tangelia Allen, she has one younger brother... She graduated prior to her senior season at Pittsburgh with a bachelor of science degree in administration of justice and pursued a second degree while completing her eligibility.

'I wanted to show with my heart what Hopey's heart really meant': New York Liberty star Tina Charles continues to honor her late aunt through charity
By John Altavilla

Around the time her first child was born, Tina Charles' grandmother decided her infant daughter, Maureen, should also have a symbolic sobriquet that would properly convey the family's joy.

"She gave her a nickname, Hopey, because she brought hope to the family as its first born," said Charles, the five-time WNBA All-Star now in her fifth season with the New York Liberty.

It turned out to be a prophetic gesture. From all accounts, Hopey's life was one of unflinching service and caring, first in her homeland, Jamaica, then in New York City where she migrated in 1978. Reunited with her sister Angella, Charles' mother, Hopey married Bertrell Vaz and had her own children, Christopher and Jacquelyn, before moving to Florida in 1991 to be closer to the bulk of her family.

It was in Florida where Hopey's inherent disposition really shined brightest. For two decades, she served the Cooper City Church of God, an usher and greeter known for her smile and endearing nature.

"She lived in Florida and I lived in New York, but we'd always have family group chats with my mother and all of her sisters and her brother," said Charles. "My relationship with her was always there. She was a supportive, God-fearing woman who never gave up.

"She always reminded me to put God first in everything that I do, to always remember that he keeps his promises and to be patient, not to rush the process or take anything into my own hands. That's who my aunt was. I thought I could identify with her because of her wisdom."

As Charles became the national high school player of the year at Christ the King High in Middle Village, N.Y. and go on to win two national championships (2009 and 2010) on undefeated UConn teams, her aunt Hopey remained a constant source of support. Months after Charles was drafted first overall by the Connecticut Sun, Vaz accompanied her to the 2010 FIBA World Championships in the Czech Republic since her parents were unable to attend.

"I have many memories of her [Hopey] being there and spending time with my mother. They hung out together, had their moms' group going on," said Maya Moore, a former teammate of Charles at UConn. "I feel more connected (to Hopey) just because of the time I got to spend with her there."

In March 2011, Michigan high school basketball player Wes Leonard died suddenly of cardiac arrest after making a game-winning shot in overtime. The story, which made nationwide headlines, affected Charles, who had finished her rookie season with the Sun months earlier. She immediately donated \$14,775 to the Wes Leonard Heart Foundation and began thinking about how to use her platform someday to help prevent another such tragedy.

"It intrigued me. I had no idea at the time what sudden cardiac arrest was," said Charles. "I had never heard of an AED (automated external defibrillator). But I knew I didn't want that to happen to myself or anyone else that I knew. So, I just took money from my own hands."

Two years after Leonard's death, Charles was affected by a much more personal tragedy. After a long illness, Maureen 'Hopey' Vaz died of multiple organ failure on March 9, 2013. In her grief, Charles' mind began to race. What could she do? How could she help? How might she keep her aunt's name alive?

"I had been very giving before my aunt's death, but then I decided after it that I wanted to focus my efforts on (donating AEDs)," said Charles.

With the help of her mother, Charles started "Hopey's Heart Foundation" in April 2013, a charity that would devote itself to the distribution of AEDs worldwide. And she began it with a gesture that still continues five years later, pledging half of her annual WNBA salary.

"By donating my WNBA salary, I have been able to place these devices all over the world," said Charles. "The mission of my organization is not relative to how my aunt passed away. I wanted to show with my heart what Hopey's heart really meant."

Swin Cash, a former UConn star who enjoyed a long WNBA career before being named the Liberty's director of franchise development in 2017, is not surprised about Charles' dedication to philanthropy.

"I remember when Tina was trying to figure out what she wanted to do, how to get involved," said Cash. "I told her at that time to determine what her passion was."

Over the years, Charles has distributed 338 AEDs globally. Along with her mother, she reviews applications from organizations seeking a device that can cost up to \$1,600.

"Tina just goes above and beyond when it comes to treating others the way you want to be treated, looking out for the interests of others more than your own," said Moore. "She is really walking the walk. She is somebody who is not doing this for the attention. I know this has come from a real genuine place in her heart. And it makes me feel great to know that she's been able to save lives and will continue to inspire and educate others in that area. It seems like something so small. But having one of those in someone's gym can save a life. And it already has."

In July 2017, Dan Carlson, 59, the head of landscaping for a 200-acre residential complex in Texas, suddenly collapsed after suffering a heart attack.

Months before, Hopey's Heart had awarded an AED to the facility, which cares for the intellectually disabled. Once Carlson fell, a co-worker was told the device was on-hand and was instructed on its use. Carlson began to breathe.

Two months later, Carlson, his wife and two co-workers were brought to New York to surprise Charles at a Liberty practice. Charles began to cry.

"I don't recall specifically what I said, but I know it was 'Thank you,'" Carlson told ESPNW that day. "I thanked her for her compassion and generosity. I wouldn't be here, standing here talking right now, if it weren't for her, and I think I told her that."

After five years, Charles is still trying to figure out how to generate the public and corporate support that Hopey's Heart will eventually need to sustain itself. As of yet, that hasn't been forthcoming. And she has no staff to figure out how to resolve that.

"There have been stories written about it," said Cash. "But I don't think many people understand the significance. It requires a lot of money and there hasn't been one sponsor yet in our league. . . . I'd like to issue a challenge to those who believe how wonderful this cause is and want to help it out. How about we (the WNBA) stand up for our players who are putting their money where their mouth is."

While her charity efforts have been a main focus, Charles remains fully engaged on the court. Earlier this month at Madison Square Garden in an 80-74 loss to the Phoenix Mercury, Charles passed Sheryl Swoopes, a Hall of Famer and three-time WNBA MVP for 19th on the WNBA all-time scoring list.

Heading into Saturday's game against the Minnesota Lynx, she's just 66 points behind Taj McWilliams-Franklin for the next spot.

At some point, Charles, 29, promises she think about her future, one certain to include admission the Women's Basketball Hall of Fame and, perhaps, the Naismith Hall of Fame.

That certainly will not happen until the Liberty win a league championship, which would be the first in Charles' career. That is her agenda for now. Until then, she's not interested in comparing her impact with the Liberty to that Patrick Ewing once enjoyed with the Knicks.

After all, like Ewing, she is now the heart of her franchise – in many ways.

"I don't think you remember how many points or rebounds you've had, but you remember moments in the locker room, moments when something funny happens when you are traveling," said Charles.

"It's about the camaraderie and the people you meet along the way. Maybe when I retire I will have a better answer, but right now I am just focused on the present. I don't think I've really accomplished anything yet.

"I just hope that who I am as a person off-the-court will speak louder than what I have been able to do on it. I just put a ball in a basket. I hope to be able to inspire other girls to want to play in the WNBA. And I hope that some of the teammates I've had will also be able to pay it forward as a result of what I have been able to do. That's what's important to me."

It's full speed ahead for Liberty coach Katie Smith
By Mechelle Voepel

At some point, perhaps in October, Liberty coach Katie Smith should sit down and leisurely hit the mental rewind on what is one of the landmark periods of her life. Smith will be able to think back on 2018 being her first season as a head coach, and being the year that she was inducted into the Women's Basketball Hall of Fame and the Naismith Memorial Basketball Hall of Fame.

Right now, though, it's hard to find any time to reflect.

"I threw something together," Smith said last week about her speech preparation for the WBHOF's induction ceremony Saturday in Knoxville, Tennessee. "It's been a little rough to put down your thoughts on the past when you're in constant game mode and prep mode. I'm going to enjoy my day, and we'll see how the speech plays out."

Smith was the only one of the seven inductees who nailed the hoped-for time limit of 5-7 minutes; she spoke for 6½. And it was a reminder of some of Smith's qualities that perhaps get obscured by all her high-level, sustained success and talent as a player: She likes discipline, order and predictability.

The last one, in particular, is the furthest thing from guaranteed in a career in athletics. And maybe even more so in women's basketball.

"I chose a career where it was possible to be back at home, driving to my Christmas shopping," Smith said during her speech, "and finding out the league I was playing in was shutting down. By a reporter calling me for my reaction. That's how I found out the ABL folded.

"Or you could be named the head coach [of the Liberty] and then find out that your team is being sold. As I said, 'How on earth is this my life?' Not a shot at security, or certainty, or a well-worn path. Just this amazing game choosing me. And I honestly could not be more grateful."

Indeed, Smith went from the national championship game as a freshman at Ohio State ... to missing the tournament the next two years ... to playing her last college game at eventual NCAA champ Tennessee ... to two ABL titles at home in Columbus, Ohio ... to the ABL folding ... to a spot in the WNBA with Minnesota ... to a lopsided trade to Detroit, where she helped the Shock win two titles ... to that franchise leaving Detroit ... to finishing her WNBA career playing for three different teams ... to going into coaching.

That's where she is now with the 3-4 Liberty, who host Las Vegas on Wednesday. It will be a chance for Smith to face Aces coach Bill Laimbeer, a longtime mentor going back to her playing days in Detroit and then when he was the Liberty's head coach.

"I appreciate Bill, and I've said that many times, but I got to do a lot," Smith said of her time as Laimbeer's assistant. "I got to have a voice; I got to do scouts. I didn't come in like, 'What do I do?' "

Rather, she began her head coaching career with a sense of calm and trying to stay in the moment. The Liberty are now playing in a different venue, the Westchester County Center, that is -- to say the least -- very different in size and vibe from previous longtime home Madison Square Garden. Neither Smith nor her players know for sure when the Liberty officially will be sold -- MSG has had the franchise on the market since late last year -- or how that eventual sale logistically will impact the team.

Tina Charles, who is averaging 22.3 points and 8.1 rebounds, remains the Liberty's stalwart post player. New York's top draft pick, guard Kia Nurse at No. 10, has been terrific so far off the bench, averaging 14.6 points. Veteran guard/forward Marissa Coleman, whom the Liberty picked up after she was waived by Indiana, is starting and averaging 8.0 PPG; she hit the winning shot against the Fever on Sunday.

Center Kia Vaughn reported a little late because she was playing in the Turkish league finals. Center Kiah Stokes has had a foot issue that has limited her to three games. Sugar Rodgers (knee) and Brittany Boyd (Achilles) have recently gotten back into action. The Liberty are still waiting for the return of guard Epiphanny Prince from a concussion.

But injuries and players coming in late are among the uncontrollable things all WNBA coaches must deal with. There are more of those than usual for Smith right now. But her personality has adjusted to being good with that.

"It's weird ... I feel like I should be more upset sometimes," Smith said. "But I think I approach it more like I did as a player: 'OK, let's find a way to go get this done.' You've been through it, and know things that you cannot predict are going to happen. It's not something I get too worked up about."

Take last Thursday's loss to Connecticut, where New York led 86-84 with 5.6 seconds left. The one thing the Liberty couldn't afford was surrendering a 3-pointer.

But Connecticut's Shekinna Stricklen hit one at the buzzer -- and got fouled as well, making the free throw to add insult to injury.

Sun 88, Liberty 86.

"It does crush you a little bit," Smith said. "Then you're thinking about just a few things different here or there, and we win."

But by 4 a.m. the next morning, Smith was taking an Uber to LaGuardia airport for her flight to Knoxville. The fact that her connection went through Detroit was just one of those 'the universe is winking at you' kind of coincidences.

It was with the Shock that Smith got into the best shape of her life, expanded her leadership skills and formed a good player/coach relationship with Laimbeer. It was in Detroit that the seeds for Smith's coaching career were sown.

The material was always there, though.

"I looked up to Katie, even going back to college," said fellow Hall of Fame inductee Chamique Holdsclaw, who played for Tennessee against Smith in 1996 in her final game with the Buckeyes. "I admired the way she played and carried herself."

Tina Thompson is going on a similar journey this year as Smith, being inducted into the same two Halls of Fame while starting a head-coaching career, at the college level at Virginia. Thompson and Smith were on the U.S. national team together for several years, plus played one season together (2012) with the Seattle Storm. Both retired as players in 2013, and now both are on the sideline.

Smith, though, is in season right now -- and she hopes that will be the case deep into September. The Liberty have lost in the single-elimination second round the past two WNBA postseasons, and in the Eastern Conference finals the year before that. Smith isn't thinking directly about the 2018 playoffs now. But to some degree, it is always on her mind.

"Close games sting, because you don't want them to bite you in the end," Smith said of qualifying for the postseason. "But you also don't want to panic. You want to trust the process, which is kind of a corny line. But it's true.

"So many WNBA teams are tough. If you don't show up, you're going to get beat. I believe this is as wide open as it's been in a while. The biggest key is just make the playoffs. That's the goal: Get in and then see what happens."

And then, whenever it is all over this year, Smith can catch her breath and spend some time marveling at all that 2018 has meant to her.