



NEW YORK LIBERTY

2018 NEW YORK LIBERTY GAME NOTES

Liberty statistics
presented by



NYLIBERTY.COM

SEASON

MEDIA CONTACT: Ajah Hawley- Alexander | ajah.hawley-alexander@msg.com | (212) 485-7116 | @nyliberty | #ShowUp

2018 SCHEDULE/RESULTS

MAY

PRESEASON

Monday, May 7	vs. Dallas Wings (at Mohegan Sun Arena)	L, 76-69	0-1
Tuesday, May 8	vs. Los Angeles Sparks (at Mohegan Sun Arena)	W, 81-75	1-1

REGULAR SEASON

Sunday, May 20	Chicago Sky	L, 80-76	0-1
Friday, May 25	MINNESOTA	L, 76-72	0-2
Tuesday, May 29	DALLAS	W, 94-89	1-2

JUNE

Saturday, June 2	at Indiana	W, 87-81	2-2
Tuesday, June 5	PHOENIX	L, 80-74	2-3
Thursday, June 7	CONNECTICUT	L, 88-86	2-4
Sunday, June 10	INDIANA	W, 78-75	3-4
Wednesday, June 13	LAS VEGAS	L, 78-63	3-5
Saturday, June 16	at Minnesota	L, 85-71	3-6
Tuesday, June 19	ATLANTA	W, 79-72	4-6
Friday, June 22	at Las Vegas (ESPN 2)	L, 88-78	4-7
Sunday, June 24	at Los Angeles	L, 80-54	4-8
Tuesday, June 26	PHOENIX	7:00 PM	
Thursday, June 28	at Washington	7:00 PM	
Friday, June 29	CHICAGO	7:30 PM	

JULY

Sunday, July 1	at Chicago	6:00 PM	
Tuesday, July 3	SEATTLE	7:00 PM	
Thursday, July 5	at Washington	7:00 PM	
Sunday, July 8	DALLAS	3:00 PM	
Wednesday, July 11	at Connecticut	11:30 AM	
Sunday, July 15	CHICAGO	3:00 PM	
Tuesday, July 17	at Dallas	1:00 PM	
Thursday, July 19	at Atlanta	7:00 PM	
Saturday, July 21	WASHINGTON	3:00 PM	
Tuesday, July 24	at Minnesota (ESPN 2)	8:00 PM	

AUGUST

Wednesday, Aug. 1	at Connecticut	7:00 PM	
Saturday, Aug. 4	INDIANA	3:00 PM	
Monday, Aug. 6	SEATTLE	11:00 AM	
Wednesday, Aug. 8	LOS ANGELES	7:00 PM	
Sunday, Aug. 12	ATLANTA	2:30 PM	
Tuesday, Aug. 14	at Los Angeles	10:30 PM	
Wednesday, Aug. 15	at Las Vegas	10:00 PM	
Friday, Aug. 17	at Seattle	10:00 PM	
Sunday, Aug. 19	at Phoenix	6:00 PM	

GAME 13: NEW YORK LIBERTY VS. PHOENIX MERCURY



NEW YORK LIBERTY (4-8)

VS.

PHOENIX MERCURY (10-5)

Tuesday, June 26 • 7:00 PM (EST)
White Plains, NY (Westchester County Center)
Watch: League Pass, MSG+



TALE OF THE TAPE

	PPG	OPP. PPG	FG%	OPP FG%	3PT%	OPP 3PT%	FT%	RPG	APG	SPG	TO	BLK
NEW YORK	76.0	81.2	.417	.432	.307	.331	.783	32.8	18.8	7.2	14.4	3.0
PHOENIX	83.2	80.6	.455	.417	.341	.355	.778	31.1	20.5	6.7	14.0	5.3

NEW YORK LIBERTY PROBABLE STARTERS

NO.	NAME	POS.	HT.	PPG	RPG	APG	MPG	College
1	Shavonte Zellous	G	5-10	8.6	2.7	3.0	23	Pittsburgh
<i>Made return to starting lineup against Los Angeles (6/24) after missing Las Vegas (6/22).</i>								
7	Kia Vaughn	C	6-4	4.1	3.9	0.7	19	Rutgers
<i>Grabbed at least five rebounds in last three games.</i>								
8	Bria Hartley	G	5-8	8.3	2.7	4.1	26	Connecticut
<i>Season-high 18 points came against Phoenix (6/5).</i>								
10	Epiphanny Prince	G	5-9	4.5	1.5	1.3	16	Rutgers
<i>Started against Los Angeles (6/24) for first start of the season.</i>								
31	Tina Charles	F	6-4	20.0	6.8	2.7	33	Connecticut
<i>Two points shy of moving into 18th all-time scoring.</i>								

LIBERTY HISTORY VS. PHOENIX

All-Time Record.....	27-19
Home	17-6
Away	10-13
Overtime	1-2
Postseason	1-1
Last 10 Games vs. Phoenix	5-5
Current Streak vs. Phoenix.....	L2

RECENT MATCHUPS

2017 RESULTS VS. PHOENIX (2-1)

5/23/17.....	at Phoenix... W, 69-67
6/4/16.....	at New York... W, 88-72
7/9/16.....	at Phoenix... L, 69-81

2018 SCHEDULE/RESULTS VS. PHOENIX (0-1)

6/5/18.....	at New York... L, 80-74
6/26/18.....	at New York... 7:00 PM
8/19/18.....	at Phoenix... 3:00 PM

QUICK HITS

Tina Charles' 20.0 points per game rank fifth in the league (as of 6/25).

Charles' 6.8 rebounds per game are good for 12th in the league (as of 6/25).

Kia Nurse's ranks fourth among rookies with 11.3 points per game (as of 6/25).

Bria Hartley is 10th in the league with 4.1 assists per game (as of 6/25).

Brittany Boyd's 4.3 assists per game would rank ninth in the league, but her eight appearances do not qualify (as of 6/25).

The Liberty have failed to hit the 70-point benchmark twice this season (63 against the Aces (6/13) and 54 against the Sparks (6/24).

Amanda Zahui B racked up a season-high five offensive rebounds in the last matchup against the Mercury.

Hartley scored 18 points against the Mercury last time out, her season-high.

The Liberty and Mercury both rank top-five in the league in assists per game (as of 6/25).

2018 NEW YORK LIBERTY ROSTER

ALPHABETICAL

No.	Name	Pos	Ht.	Wt.	DOB	College/COUNTRY	Exp.
9	Rebecca Allen	F/G	6-2	164	11/06/1992	Australia	3
15	Brittany Boyd	G	5-9	156	06/11/1993	California	3
31	Tina Charles	C	6-4	186	12/05/1988	Connecticut	8
0	Marissa Coleman	G	6-1	160	01/04/1987	Maryland	8
8	Bria Hartley	G	5-8	148	09/30/1992	Connecticut	4
5	Kia Nurse	G	6-0	153	02/22/1996	Connecticut	R
10	Epiphanny Prince	G	5-9	179	01/11/1988	Rutgers	8
14	Sugar Rodgers	G	5-9	166	12/08/1989	Georgetown	5
41	Kiah Stokes	C	6-3	191	03/30/1993	Connecticut	3
7	Kia Vaughn	C	6-4	205	01/24/1987	Rutgers	9
17	Amanda Zahui B.	C	6-5	250	09/08/1993	Minnesota	3
1	Shavonte Zellous	G	5-10	188	08/28/1986	Pittsburgh	9

Head Coach	Katie Smith
Team President	Isiah Thomas
Assistant Coach	Herb Williams
Assistant Coach	Barbara Farris
Director of Player Development & Director of Franchise Development	Teresa Weatherspoon
Director of Franchise Development	Swin Cash
Head Athletic Trainer	Chantal Hart
Chief Med Off & VP, Player Care	Dr. Lisa Callahan
Team Physician	Dr. Jo A. Hannafin
Team Physician	Dr. Marci Goolsby

NUMERICAL

No.	Name	Pos	Ht.	Wt.	DOB	College/COUNTRY	Exp.
0	Marissa Coleman	G	6-1	160	01/04/1987	Maryland	8
1	Shavonte Zellous	G	5-10	188	08/28/1986	Pittsburgh	8
5	Kia Nurse	G	6-0	153	02/22/1996	Connecticut	R
7	Kia Vaughn	C	6-4	205	01/24/1987	Rutgers	8
8	Bria Hartley	G	5-8	148	09/30/1992	Connecticut	3
9	Rebecca Allen	F/G	6-2	164	11/06/1992	Australia	2
10	Epiphanny Prince	G	5-9	178	01/11/1988	Rutgers	7
14	Sugar Rodgers	G	5-9	166	12/08/1989	Georgetown	4
15	Brittany Boyd	G	5-9	156	06/11/1993	California	2
17	Amanda Zahui B.	C	6-5	250	09/08/1993	Minnesota	2
31	Tina Charles	C	6-4	186	12/05/1988	Connecticut	7
41	Kiah Stokes	C	6-3	191	03/30/1993	Connecticut	2

HOW THE LIBERTY WAS BUILT

WNBA DRAFT

Kia Nurse	1st round pick in the 2018 WNBA Draft, 10th overall selection.
Brittany Boyd	1st round pick in the 2015 WNBA Draft, 9th overall selection.
Kiah Stokes	1st round pick in the 2015 WNBA Draft, 11th overall selection.


SIGNINGS

Marissa Coleman	Signed on March 1, 2018.
Rebecca Allen	Signed on June 21, 2016.
Shavonte Zellous	Signed on February 1, 2016.

TRADES

Tina Charles	Acquired from Connecticut in exchange for Kelsey Bone, 2014 first round pick Alyssa Thomas and a 2015 first round draft pick. Connecticut sent its 2015 third round pick to New York.
Bria Hartley	Acquired from Washington along with Kia Vaughn in exchange for Carolyn Swords (to Seattle)
Sugar Rodgers	Acquired from Minnesota in exchange for the right to swap third round picks in 2015.
Epiphanny Prince	Acquired from Chicago in exchange for guard Cappie Pondexter in 2015.
Amanda Zahui B.	Acquired from Dallas in addition to a 2017 second round pick in exchange for a 2017 first round pick.
Kia Vaughn	Acquired from Washington along with Bria Hartley in exchange for Carolyn Swords (to Seattle)

2018 NEW YORK LIBERTY SPOTTER'S CHART



#9 REBECCA ALLEN
GUARD /FORWARD
2ND SEASON



#15 BRITTANY BOYD
GUARD
4TH SEASON



#31 TINA CHARLEES
FORWARD
9TH SEASON



#0 MARISSA COLEMAN
GUARD
10TH SEASON



#8 BRIA HARTLEY
GUARD
5TH SEASON



#5 KIA NURSE
GUARD
1ST SEASON



#10 EPIHANNY PRINCE
GUARD
9TH SEASON



#14 SUGAR RODGERS
GUARD
6TH SEASON



#41 KIAH STOKES
CENTER
4TH SEASON



#7 KIA VAUGHN
CENTER
9TH SEASON



#17 AMANDA ZAHUI B
CENTER
4TH SEASON



#1 SHAVONTE ZELLOOUS
GUARD
9TH SEASON



KATIE SMITH
HEAD COACH
1ST SEASON



HERB WILLIAMS
ASSISTANT COACH
4TH SEASON



BARBARA FARRIS
ASSISTANT COACH
1ST SEASON



TERESA WEATHERSPOON
DIR. PLAYER DEVELOPMENT
3RD SEASON



HEAD COACH

KATIE SMITH

1ST SEASON (1ST OVERALL) | 4-8 (4-8 IN NEW YORK) | OHIO STATE '96

1ST SEASON (1ST WITH NEW YORK) • OHIO STATE '96

4-8 (.333) OVERALL RECORD | 4-8 (.333) WITH NEW YORK | 0-0 (.000) PLAYOFFS

Katie Smith enters her fourth season as a member of the New York Liberty coaching staff, having been promoted to associate head coach for the 2016 season, after serving two years as an assistant coach. Since Smith joined the coaching staff, the Liberty has posted an overall record of 59-43 (.578), posting back-to-back 20-win seasons and WNBA Playoffs berths in 2015 and 2016.

Smith spent the 2013 season – her final in the WNBA – with the Liberty, reuniting with Bill Laimbeer who she won two titles with as a member of the Detroit Shock (now Dallas). She retired after the 2013 campaign, finishing her 17-year playing career as the all-time leading scorer in women's professional basketball and second in WNBA history, scoring 7,885-career points as a professional and 6,452 in the WNBA.

A 15-year veteran of the WNBA, Smith was a seven-time All-Star and two-time First Team All-WNBA selection. She won WNBA Championships in 2006 and 2008 with the Shock, and in 2011 was voted one of the Top 15 Players in WNBA history. She ranks first in the WNBA in both three-point field goals made (906) and attempted (2,466), second in career points (6,452), fourth in free throws made (1,440) and 10th in all-time assists (1,258).

Smith is the all-time leading scorer in the history of U.S. women's professional basketball (ABL & WNBA) with 7,885 career points. Smith signed with the WNBA in 1999, joining Minnesota after a two-year stint in the ABL. In 2006, she became the only player to win a championship with both the ABL and WNBA, which was the same year she became the first player to win a WNBA All-Star game as a member of both the Eastern and Western Conference teams. During the WNBA's 20th season in 2016, Smith was voted as one of the top-20 best and most influential players in league history.

Her success also extended to the international level, having won three Olympic Gold Medals in 2000, 2004 and 2008, and the World Championships in 1998 and 2002.

Smith spent several seasons on the women's basketball staff at her alma mater Ohio State University. As a student-athlete for the Buckeyes, Smith helped guide her team to the NCAA championship game as a freshman, and went on to break the Big Ten scoring record for points scored in a career in men's or women's basketball. On Jan. 21, 2001, Ohio State honored her as the first female Buckeye athlete to have her number retired.

CAREER COACHING HIGHLIGHTS

- Earned first win against Dallas on May 29, 2018 by the score of 94-89.

CAREER PLAYING HIGHLIGHTS

- Played 15 seasons in the WNBA, retiring in 2013 after playing one year with the New York Liberty
- Retired as the all-time scoring leader in women's professional basketball history with 7,885-career points and ranked second in WNBA history with 6,452 points
- Two-time WNBA Champion (2006, 2008) winning twice with the Detroit Shock
- Voted as one of the top-15 players in WNBA history
- Voted as one of the top-20 best and most influential players in WNBA history in 2016
- Seven-time WNBA All-Star
- Three-time Olympic Gold Medalist (2000, 2004, 2008)

SMITH'S CAREER COACHING RECORD

Season	Team	Record	Postseason Finish
2018	New York Liberty	4-8 (.333) 4-8 (.333)	

2017 LIBERTY COACHING STAFF




ASSISTANT COACH
HERB WILLIAMS
4TH SEASON



ASSISTANT COACH
BARBARA FARRIS
1ST SEASON



DIR. PLAYER DEVELOPMENT
TERESA WEATHERSPOON
4TH SEASON



HEAD ATHLETIC TRAINER
CHANTAL HART
1ST SEASON

2018 NEW YORK LIBERTY OVERALL STATISTICS (4-8)

NO	PLAYER	GP-GS	MIN	FGM-FGA	FG%	3-POINT		FTM-FTA	FT%	---REBOUNDS---			AST	PF-DQ	STL	TO	BLK	PTS/AVG												
						FGM-FGA	FG%			OFF	DEF	TOT																		
31	Charles, T	12-12	396:11	98-218	0.450	12-47	0.255	32-41	0.780	19	63	82/6.8	32	30-0	12	35	11	240/20.0												
5	Nurse, K	12-0	300:52	41-100	0.410	17-52	0.327	37-43	0.860	10	24	34/2.8	21	25-0	6	11	2	136/11.3												
1	Zellous, S	11-11	252:22	32-79	0.405	5-19	0.263	26-33	0.788	1	29	30/2.7	33	31-0	6	12	3	95/8.6												
8	Hartley, B	12-12	310:28	39-94	0.415	13-40	0.325	8-15	0.533	12	20	32/2.7	49	30-0	11	26	0	99/8.3												
17	Zahui B, A	12-0	159:43	34-66	0.515	8-25	0.320	8-9	0.889	14	18	32/2.7	6	28-0	5	21	2	84/7.0												
0	Coleman, M	12-11	255:04	28-71	0.394	9-30	0.300	4-4	1.000	10	28	38/3.2	21	15-0	9	9	2	69/5.8												
14	Rodgers, S	9-2	146:51	17-49	0.347	13-36	0.361	3-4	0.750	5	23	28/3.1	14	19-2	6	7	1	50/5.6												
10	Prince, E	4-1	61:52	6-20	0.300	3-8	0.375	3-3	1.000	1	5	6/1.5	5	7-0	3	7	0	18/4.5												
7	Vaughn, K	10-8	185:12	19-44	0.432	0-0	0.000	3-5	0.600	11	28	39/3.9	7	22-0	11	15	2	41/4.1												
15	Boyd, B	8-0	116:25	10-34	0.294	2-6	0.333	8-13	0.615	1	18	19/2.4	34	15-0	7	9	1	30/3.8												
9	Allen, R	10-0	98:43	10-29	0.345	3-14	0.214	6-6	1.000	5	12	17/1.7	2	9-0	4	5	6	29/2.9												
2	Russell, M	2-0	32:24	1-3	0.333	0-0	0.000	3-4	0.750	0	3	3/1.5	2	2-0	2	1	1	5/2.5												
41	Stokes, K	8-3	108:54	8-16	0.500	0-0	0.000	0-0	0.000	10	23	33/4.1	0	18-0	4	6	5	16/2.0												
Team												93						9												
New York Liberty		12-60	2425:00	343-823	0.417	85-277	0.307	141-180	0.783	99	294	486/40.5	226	251-2	86	173	36	912/76.0												
Team												122						17												
OPPONENTS		12-60	2425:00	346-801	0.432	79-239	0.331	203-268	0.757	102	329	553/46.1	226	215-1	84	175	39	974/81.2												
----- SINGLE GAME HIGHS -----																			----- AVERAGE PER GAME -----						----- AVERAGE PER 48 MIN -----					
NO	PLAYER	MIN	REB	AST	STL	TO	BLK	PTS	MIN	REB	AST	STL	TO	BLK	PTS	REB	AST	STL	TO	BLK	PTS									
31	Charles, T	37:23	12	5	3	6	3	34	33:00	6.8	2.7	1.0	2.9	0.9	20.0	8.3	3.2	1.2	3.5	1.1	24.2									
5	Nurse, K	40:25	9	4	2	4	1	34	25:04	2.8	1.8	0.5	0.9	0.2	11.3	4.5	2.8	0.8	1.5	0.3	18.1									
1	Zellous, S	32:54	6	9	1	3	1	19	22:56	2.7	3.0	0.5	1.1	0.3	8.6	4.8	5.2	1.0	1.9	0.5	15.1									
8	Hartley, B	33:33	5	6	3	5	0	18	25:52	2.7	4.1	0.9	2.2	0.0	8.3	4.1	6.3	1.4	3.3	0.0	12.8									
17	Zahui B, A	23:15	8	1	2	5	1	21	13:18	2.7	0.5	0.4	1.8	0.2	7.0	8.0	1.5	1.3	5.3	0.5	21.0									
0	Coleman, M	32:09	7	5	4	2	1	12	21:15	3.2	1.8	0.8	0.8	0.2	5.8	6.0	3.3	1.4	1.4	0.3	10.8									
14	Rodgers, S	26:57	6	5	2	2	1	16	16:19	3.1	1.6	0.7	0.8	0.1	5.6	7.6	3.8	1.6	1.9	0.3	13.6									
10	Prince, E	24:25	2	2	2	3	0	8	15:28	1.5	1.3	0.8	1.8	0.0	4.5	3.9	3.2	1.9	4.5	0.0	11.6									
7	Vaughn, K	28:03	9	3	3	4	1	8	18:31	3.9	0.7	1.1	1.5	0.2	4.1	8.4	1.5	2.4	3.2	0.4	8.9									
15	Boyd, B	22:37	6	11	3	2	1	7	14:33	2.4	4.3	0.9	1.1	0.1	3.8	6.5	11.7	2.4	3.1	0.3	10.3									
9	Allen, R	20:20	3	1	1	1	2	9	09:52	1.7	0.2	0.4	0.5	0.6	2.9	6.9	0.8	1.6	2.0	2.4	11.8									
2	Russell, M	18:47	2	2	2	1	1	3	16:12	1.5	1.0	1.0	0.5	0.5	2.5	3.7	2.5	2.5	1.2	1.2	6.2									
41	Stokes, K	25:46	12	0	2	3	3	6	13:36	4.1	0.0	0.5	0.8	0.6	2.0	12.1	0.0	1.5	2.2	1.8	5.9									

2018 PHOENIX MERCURY OVERALL STATISTICS (10-5)

NO	PLAYER	GP-GS	MIN	FGM-FGA	FG%	3-POINT		FTM-FTA	FT%	---REBOUNDS---			AST	PF-DQ	STL	TO	BLK	PTS/AVG
						FGM-FGA	FG%			OFF	DEF	TOT						
3	Taurasi, D	15-15	472:33	90-208	0.433	48-129	0.372	75-79	0.949	1	40	41/2.7	73	47-1	15	35	5	303/20.2
42	Griner, B	15-15	494:43	119-211	0.564	1-4	0.250	63-79	0.797	25	93	118/7.9	24	47-1	8	31	46	302/20.1
24	Bonner, D	15-15	482:16	83-186	0.446	19-74	0.257	42-48	0.875	13	74	87/5.8	47	28-0	21	35	6	227/15.1
31	Lytte, S	15-15	354:49	52-93	0.559	0-1	0.000	15-18	0.833	21	59	80/5.3	23	35-0	15	12	7	119/7.9
12	January, B	15-15	414:51	34-78	0.436	22-39	0.564	24-28	0.857	9	26	35/2.3	60	38-0	10	23	1	114/7.6
20	Little, C	15-0	254:55	20-60	0.333	5-18	0.278	15-19	0.789	8	24	32/2.1	21	35-1	8	19	4	60/4.0
5	Mitchell, L	15-0	217:14	16-58	0.276	10-41	0.244	9-10	0.900	7	17	24/1.6	36	18-0	9	19	2	51/3.4
6	Turner, Y	13-0	105:24	9-33	0.273	5-17	0.294	4-7	0.571	0	12	12/0.9	10	12-0	10	5	0	27/2.1
8	Talbot, S	14-0	111:53	8-15	0.533	3-7	0.429	4-6	0.667	5	12	17/1.2	10	19-1	4	5	2	23/1.6
21	Gulich, M	13-0	60:55	7-19	0.368	0-0	0.000	3-4	0.750	6	6	12/0.9	2	11-0	1	5	5	17/1.3
0	Robinson, A	8-0	29:33	1-3	0.333	0-0	0.000	3-4	0.750	2	7	9/1.1	2	6-0	0	4	0	5/0.6
1	Wright, I	1-0	01:00	0-1	0.000	0-1	0.000	0-0	0.000	0	0	0/0.0	0	0-0	0	0	0	0/0.0
Team												121				17		
Phoenix Mercury		15-75	3000:00	439-965	0.455	113-331	0.341	257-302	0.851	97	370	588/39.2	308	296-4	101	210	78	1248/83.2
Team												133				11		
OPPONENTS		15-75	3000:00	433-1038	0.417	98-276	0.355	245-315	0.778	165	360	658/43.9	247	309-1	97	215	44	1209/80.6

PHOENIX MERCURY

QUICK FACTS

Arena (Capacity)..... Talking Stick Resort Arena (9,629)
 Inaugural Season 1997
 All-Time Record 368-343 (.518)
 All-Time Playoff Record 35-29 (.547)
 WNBA Finals Appearances 4
 WNBA Championships 3 (2007, 2009, 2014)
 2017 Playoffs ...WNBA Semifinals (Lost to Los Angeles, 0-3)
 2017 Record 18-16 (3rd West)
 2017 vs. Liberty..... 1-2
 Last 10 Games vs. Liberty..... 5-5
 Current Streak vs. Liberty W2

LIBERTY HISTORY VS. PHOENIX

All-Time Record 27-19
 Home 17-6
 Away..... 10-13
 Overtime..... 1-2
 Postseason 1-1

Liberty

Most Points 107 at New York (8/14/10)
 Fewest Points 48 at Phoenix (5/31/00)
 Largest Victory 39 (107-69) at New York (8/14/10)
 Individual Points ... 31 - Tina Charles at Phoenix (7/1/16)
 31 - Cappie Pondexter at Phoenix (8/23/12)

Mercury

Most Points 104 at New York (OT) (6/26/16)
 Fewest Points 51 at Phoenix (5/31/00)
 Largest Victory 19 (69-50) at Phoenix (7/7/97)
 Individual Points ... 36 - Diana Taurasi at Phoenix (OT) (7/9/06)

RECENT MATCHUPS

2017 RESULTS VS. PHOENIX (2-1)

5/23/17..... at Phoenix W, 69-67
 6/4/16..... at New York W, 88-72
 7/9/16..... at Phoenix L, 69-81

2018 SCHEDULE/RESULTS VS. PHOENIX (0-1)

6/5/18..... at New York L, 80-74
 6/26/18..... at New York 7:00 PM
 8/19/18..... at Phoenix 3:00 PM

2018 NEW YORK LIBERTY VS. PHOENIX MERCURY STATISTICS (0-1)

NO	PLAYER	GP-GS	MIN	FGM-FGA	FG%	3-POINT		FTM-FTA	FT%	---REBOUNDS---			AST	PF-DQ	STL	TO	BLK	PTS/AVG
						FGM-FGA	FG%			OFF	DEF	TOT						
31	Charles, T	1-1	36:33	12-25	0.480	1-4	0.250	0-0	0.000	2	6	8/8.0	4	3-0	2	4	0	25/25.0
8	Hartley, B	1-1	33:33	7-13	0.538	4-8	0.500	0-2	0.000	2	1	3/3.0	5	1-0	2	3	0	18/18.0
17	Zahui B, A	1-0	15:54	3-6	0.500	1-3	0.333	2-2	1.000	5	3	8/8.0	1	4-0	0	5	0	9/9.0
0	Coleman, M	1-1	21:25	3-5	0.600	2-4	0.500	0-0	0.000	3	2	5/5.0	2	1-0	0	0	0	8/8.0
5	Nurse, K	1-0	22:58	2-7	0.286	0-4	0.000	1-1	1.000	3	0	3/3.0	2	1-0	0	1	0	5/5.0
14	Rodgers, S	1-0	15:33	1-5	0.200	1-4	0.250	0-0	0.000	0	2	2/2.0	2	2-0	1	2	0	3/3.0
1	Zellous, S	1-1	24:12	1-5	0.200	0-1	0.000	0-0	0.000	0	1	1/1.0	3	4-0	0	1	0	2/2.0
7	Vaughn, K	1-1	19:54	1-5	0.200	0-0	0.000	0-0	0.000	1	4	5/5.0	0	3-0	1	0	0	2/2.0
15	Boyd, B	1-0	04:02	1-3	0.333	0-0	0.000	0-0	0.000	1	0	1/1.0	0	0-0	0	1	0	2/2.0
9	Allen, R	1-0	05:56	0-1	0.000	0-0	0.000	0-0	0.000	2	1	3/3.0	0	0-0	0	0	0	0/0.0
10	Prince, E	0-0	00:00	0-0	0.000	0-0	0.000	0-0	0.000	0	0	0/0.0	0	0-0	0	0	0	0/0.0
41	Stokes, K	0-0	00:00	0-0	0.000	0-0	0.000	0-0	0.000	0	0	0/0.0	0	0-0	0	0	0	0/0.0
Team										8						0		
New York Liberty		1-5	200:00	31-75	0.413	9-28	0.321	3-5	0.600	19	20	47/47.0	19	19-0	6	17	0	74/74.0
Team										8						1		
OPPONENTS		1-5	200:00	28-56	0.500	7-23	0.304	17-19	0.895	3	18	29/29.0	21	9-0	8	12	4	80/80.0

2018 PHOENIX MERCURY VS. NEW YORK LIBERTY STATISTICS (1-0)

NO	PLAYER	GP-GS	MIN	FGM-FGA	FG%	3-POINT		FTM-FTA	FT%	---REBOUNDS---			AST	PF-DQ	STL	TO	BLK	PTS/AVG
						FGM-FGA	FG%			OFF	DEF	TOT						
42	Griner, B	1-1	37:20	12-17	0.706	1-2	0.500	1-1	1.000	2	4	6/6.0	0	2-0	1	2	3	26/26.0
3	Taurasi, D	1-1	34:33	5-14	0.357	1-9	0.111	10-10	1.000	0	3	3/3.0	8	2-0	1	3	0	21/21.0
24	Bonner, D	1-1	33:24	5-10	0.500	3-6	0.500	5-6	0.833	0	3	3/3.0	3	1-0	2	2	0	18/18.0
5	Mitchell, L	1-0	15:13	3-5	0.600	2-4	0.500	0-0	0.000	0	1	1/1.0	2	0-0	1	0	0	8/8.0
31	Lyttle, S	1-1	31:03	3-6	0.500	0-0	0.000	0-0	0.000	0	5	5/5.0	3	0-0	3	0	1	6/6.0
20	Little, C	1-0	10:52	0-2	0.000	0-0	0.000	1-2	0.500	0	1	1/1.0	1	3-0	0	1	0	1/1.0
12	January, B	1-1	30:44	0-1	0.000	0-1	0.000	0-0	0.000	1	1	2/2.0	4	0-0	0	3	0	0/0.0
8	Talbot, S	1-0	03:28	0-0	0.000	0-0	0.000	0-0	0.000	0	0	0/0.0	0	0-0	0	0	0	0/0.0
6	Turner, Y	1-0	02:38	0-1	0.000	0-1	0.000	0-0	0.000	0	0	0/0.0	0	1-0	0	0	0	0/0.0
21	Gulich, M	1-0	00:45	0-0	0.000	0-0	0.000	0-0	0.000	0	0	0/0.0	0	0-0	0	0	0	0/0.0
0	Robinson, A	0-0	00:00	0-0	0.000	0-0	0.000	0-0	0.000	0	0	0/0.0	0	0-0	0	0	0	0/0.0
Team										8						1		
Phoenix Mercury		1-5	200:00	28-56	0.500	7-23	0.304	17-19	0.895	3	18	29/29.0	21	9-0	8	12	4	80/80.0
Team										8						0		
OPPONENTS		1-5	200:00	31-75	0.413	9-28	0.321	3-5	0.600	19	20	47/47.0	19	19-0	6	17	0	74/74.0

2018 NEW YORK LIBERTY REGULAR SEASON GAME-BY-GAME

Date	Opponent	W/L	Team/Opp	Home	Road	Total	High Scoring	High Rebounds	High Assists	Opponent Scoring	Atten.
May 20	at Chicago	L	76- 80	0-0	0-1	0-1	Charles-19	Zahui B.-7	Hartley-6	Quigley-22	7,922
May 25	MINNESOTA	L	72- 78	0-1	0-1	0-2	Charles-18	Charles-12	Hartley-3	Augustus-21	2,319
May 29	DALLAS	W	94- 89	1-1	0-1	1-2	Charles-34	Charles-10	Zellous-9	Cambage-28	1,516
June 2	at Indiana	W	87-81(OT)	1-1	1-1	2-2	Nurse-34	Stokes-12	Nurse-4	K. Mitchell-26	5,575
June 5	PHOENIX	L	74-80	1-2	1-1	2-3	Charles-25	Zahui B.-8 Charles-8	Hartley-5	Griner-26	7,215
June 6	CONNECTICUT	L	86- 88	1-3	1-1	2-4	Charles-24	Charles-9	Zellous-7	J. Thomas-19	1,581
June 10	INDIANA	W	78- 75	2-3	1-1	3-4	Rodgers-16	Hartley-4	Tied with-3	K. Mitchell-19	1,537
June 13	LAS VEGAS	L	63- 78	2-4	1-1	3-5	Charles-19	Coleman-5	Coleman-5	Hamby-17	1,419
June 16	at Minnesota	L	71- 85	2-4	1-2	3-6	Charles-12	Rodgers-4	Hartley-6	Fowles-25	9,114
June 19	ATLANTA	W	79- 72	3-4	1-2	4-6	Charles-29	Vaughn-9	Boyd-11	McCoughtry-39	1,627
June 22	at Las Vegas	L	78- 88	3-4	1-3	4-7	Charles-14 Zahui B.-14	Charles-8	Charles-5 Boyd-5 Rodgers-5	McBride-27	5,478
June 24	at Los Angeles	L	54- 80	3-4	1-4	4-8	Zahui B.-21	Boyd-6	Boyd-8	Williams-25	9,203

2018 NEW YORK LIBERTY REGULAR SEASON GAME-BY-GAME TOTALS

TEAM	DATE	MIN	FGM	FGA	FG%	3PM	3PA	3P%	FTM	FTA	FT%	OR	DR	REB	AST	STL	BLK	TO	PF	PTS
at Chicago	May 20	200	26	72	0.361	9	25	0.360	15	19	0.789	8	22	30	18	10	4	8	18	76
MINNESOTA	May 25	200	27	72	0.375	5	24	0.208	13	18	0.722	11	23	34	11	4	2	6	20	72
DALLAS	May 29	200	36	69	0.522	9	22	0.409	13	16	0.812	7	25	32	22	11	3	14	21	94
at Indiana	June 2	225	27	68	0.397	3	19	0.158	30	32	0.938	12	34	46	14	4	5	20	18	87
PHOENIX	June 5	200	31	75	0.413	9	28	0.321	3	5	0.600	19	20	39	19	6	0	17	19	74
CONNECTICUT	June 7	200	32	69	0.464	7	25	0.280	15	19	0.789	6	29	35	25	3	5	11	21	86
INDIANA	June 10	200	26	57	0.456	13	24	0.542	13	18	0.722	3	19	22	19	6	5	15	20	78
LAS VEGAS	June 13	200	28	66	0.424	4	24	0.167	3	6	0.500	7	19	26	19	6	4	13	23	63
at Minnesota	June 16	200	28	61	0.459	8	22	0.364	7	7	1.000	3	19	22	20	8	2	17	21	71
ATLANTA	June 19	200	29	74	0.392	5	20	0.250	16	20	0.800	7	31	38	23	12	0	12	27	79
at Las Vegas	June 22	200	30	80	0.375	8	26	0.308	10	10	1.000	14	24	38	22	10	6	16	25	78
at Los Angeles	June 24	200	23	60	0.383	5	18	0.278	3	10	0.300	2	29	31	14	6	0	15	18	54

2018 OPPONENT REGULAR SEASON GAME-BY-GAME TOTALS

TEAM	DATE	MIN	FGM	FGA	FG%	3PM	3PA	3P%	FTM	FTA	FT%	OR	DR	REB	AST	STL	BLK	TO	PF	PTS
at Chicago	May 20	200	30	63	0.476	6	13	0.462	14	18	0.778	9	34	43	20	5	6	15	19	80
MINNESOTA	May 25	200	27	69	0.391	4	18	0.222	20	25	0.800	10	34	44	13	4	2	9	17	78
DALLAS	May 29	200	28	59	0.475	13	31	0.419	20	28	0.714	6	26	32	18	8	4	32	20	89
at Indiana	June 2	225	31	79	0.392	7	23	0.304	12	18	0.667	10	23	33	17	6	1	9	28	81
PHOENIX	June 5	200	28	56	0.500	7	23	0.304	17	19	0.895	3	18	21	21	8	4	11	9	80
CONNECTICUT	June 7	200	33	82	0.402	8	25	0.320	14	24	0.583	16	24	40	22	6	3	9	21	88
INDIANA	June 10	200	27	66	0.409	6	19	0.316	15	19	0.789	9	22	31	19	7	3	15	19	75
LAS VEGAS	June 13	200	30	65	0.462	3	12	0.250	15	20	0.750	5	22	27	20	7	4	11	13	78
at Minnesota	June 16	200	34	70	0.486	6	18	0.333	11	14	0.786	7	28	35	23	9	0	17	19	85
ATLANTA	June 19	200	20	67	0.299	5	27	0.185	27	34	0.794	12	31	43	10	6	4	17	21	72
at Las Vegas	June 22	200	27	64	0.422	6	10	0.600	28	31	0.903	12	31	43	16	8	4	17	15	88
at Los Angeles	June 24	200	31	61	0.508	8	20	0.400	10	18	0.556	3	36	39	27	10	4	9	14	80

2018 NEW YORK LIBERTY REGULAR SEASON MISCELLANEOUS GAME-BY-GAME

Opponent	Date	W/L	Score	Ties	LC	Largest lead		Paint		2nd Chance		Fastbreak		Off T0's		Bench	
						NYL	Opp	NYL	Opp	NYL	OPP	NYL	OPP	NYL	OPP	NYL	OPP
at Chicago	May 20	L	80-75	7	8	5	8	28	34	14	8	9	8	15	16	35	34
MINNESOTA	May 25	L	78-72	5	16	6	6	30	16	18	11	3	13	2	12	29	17
DALLAS	May 29	W	94-89	3	3	5	17	28	38	6	10	12	8	10	23	20	13
at Indiana	June 2	W	87-81	7	7	20	7	34	22	14	7	8	6	22	8	36	7
PHOENIX	June 5	L	80-74	8	17	8	6	38	28	16	2	0	5	18	11	19	9
CONNECTICUT	June 7	L	88-86	1	8	15	4	36	40	5	19	3	4	15	14	21	25
INDIANA	June 10	W	78-75	14	18	7	5	16	24	9	12	0	0	17	12	32	25
LAS VEGAS	June 13	L	78-63	1	6	5	26	26	34	8	11	6	2	22	12	16	30
at Minnesota	June 16	L	85-71	0	2	1	24	22	42	3	1	9	8	24	12	40	26
ATLANTA	June 19	W	99-72	2	0	16	0	42	22	10	13	10	6	11	14	22	6
at Las Veas	June 22	L	88-78	9	3	4	10	22	18	8	17	2	6	23	20	37	29
at Los Angeles	June 24	L	80-54	0	0	0	31	28	34	2	0	2	7	8	11	36	37

2018 NEW YORK LIBERTY REGULAR SEASON SCORE BY PERIOD

Date	Team	W/L	NEW YORK LIBERTY								OPPONENTS							
			1st	2nd	1st Half	3rd	4th	2nd Half	OT	Total	1st	2nd	1st Half	3rd	4th	2nd Half	OT	Total
May 20	at Chicago	L	22	18	40	11	24	35		76	22	16	38	18	24	42		80
May 25	MINNESOTA	L	19	17	36	23	13	36		72	21	20	41	14	23	37		78
May 29	DALLAS	W	14	23	37	22	35	57		94	31	15	46	22	21	43		89
June 2	at Indiana	W	21	25	46	12	13	25	16	87	19	10	29	23	19	42	10	81
June 5	PHOENIX	L	27	11	38	17	19	36		74	21	22	43	14	23	37		80
June 7	CONNECTICUT	L	29	25	54	17	15	32		86	18	23	41	27	20	47		88
June 10	INDIANA	W	17	21	38	19	21	40		78	18	18	36	19	20	39		75
June 13	LAS VEGAS	L	21	12	33	12	18	30		63	23	14	37	19	22	41		78
June 16	at Minnesota	L	16	22	38	15	18	33		71	28	26	54	20	11	31		85
June 19	ATLANTA	W	17	17	34	16	29	45		79	6	18	24	25	23	48		72
June 22	at Las Vegas	L	15	11	26	26	26	52		78	15	19	34	20	34	54		88
June 24	at Los Angeles	L	12	15	27	14	13	27		54	18	25	43	18	19	37		80

LEAGUE RANKINGS

	STAT	RANK
Points Per Game	76.0	10
Opponent Points Per Game	81.2	6
FG Percentage	.417	10
Opponent FG Percentage	.432	8
Free Throw Percentage	.783	8
3FG Percentage	.307	9
Opponent 3FG Percentage	.331	7
Offensive Rebounds Per Game	8.3	9
Defensive Rebounds Per Game	24.5	10
Rebounds Per Game	32.8	9
Assists Per Game	18.8	5
Steals Per Game	7.2	6
Turnovers Per Game	14.4	5
Blocks Per Game	3.0	9

INDIVIDUAL LEAGUE LEADERS

TINA CHARLES	STAT	RANK
Scoring Average	20.0	5
Offensive Rebounds Per Game	1.6	17
Defensive Rebounds Per Game	5.3	14
Rebounds Per Game	6.8	12
Minutes Per Game	33.0	3
Blocks Per Game	0.92	12

BRIA HARTLEY	STAT	RANK
Assists Per Game	4.1	10

REBECCA ALLEN	STAT	RANK
Blocks Per Game	0.6	18

2018 WNBA STANDINGS

LEAGUE OVERALL	W	L	PCT	GB	CONF	HOME	ROAD	L-10	STREAK
#1 Los Angeles Sparks	10	3	0.769	-	3-2	6-1	4-2	8-2	W 1
#2 Seattle Storm	10	4	0.714	0.5	5-3	6-3	4-1	7-3	W 2
#3 Phoenix Mercury	10	5	0.667	1	6-3	4-3	6-2	8-2	L 2
#4 Washington Mystics	8	5	0.615	2	5-1	4-3	4-2	5-5	W 2
#5 Connecticut Sun	8	5	0.615	2	5-3	4-1	4-4	5-5	W 1
#6 Atlanta Dream	7	6	0.538	3	4-2	4-2	3-4	6-4	W 1
#7 Minnesota Lynx	7	6	0.538	3	4-3	3-2	4-4	5-5	W 4
#8 Dallas Wings	6	6	0.500	3.5	3-5	4-2	2-4	5-5	L 1
#9 Las Vegas Aces	5	10	0.333	6	1-6	2-4	3-6	4-6	L 1
#10 New York Liberty	4	8	0.333	5.5	3-2	3-4	1-4	4-6	L 2
#11 Chicago Sky	4	9	0.308	6	2-4	3-4	1-5	2-8	W 1
#12 Indiana Fever	1	13	0.071	9.5	1-8	1-7	0-6	1-9	L 3

LIBERTY 2018 SEASON HEADLINES

- New York finished with the best record in the WNBA Eastern Conference for the 3rd-straight season, going 22-12 overall, earning the No. 3 seed in the WNBA Playoffs.
- The Liberty posted three consecutive seasons with at least 20 victories.
- New York lost to Washington in the 2nd Round of the WNBA Playoffs, falling in a single-elimination game at The Garden 82-68.
- Tina Charles finished the season ranked 3rd in the WNBA in scoring, 4th in rebounding, and 6th in minutes (32.2 mpg). She was named 1st Team All-WNBA for a 3rd-straight season and named 1st Team WNBA All-Defensive for the 1st time in her career. Charles was named 1st Team All-WNBA for a 2nd-straight season, becoming the 1st Liberty player to earn the accolade in back-to-back seasons.
- Katie Smith became the 7th head coach in franchise history this year. Smith retired following the 2013 season in New York, and spent the last four years as an assistant coach with the Liberty, having been promoted to Associate Head Coach prior to the 2016 season.

KEY MATCHUP

Liberty starting center Kia Vaughn will draw the tough assignment of guarding Brittney Griner, who scored 26 points on 12 field goals in a Phoenix victory earlier this season. Vaughn has proven to be a valuable stopper as of late, limited opposing starting centers to just 8.0 points per game against the Liberty over the past three contests.

LAST MEETING

On June 5, 2018, Brittney Griner scored 26 points and Diana Taurasi added 21 as the Mercury beat the Liberty at Madison Square Garden, 80-74.

It was a back-and-forth affair with 17 lead changes, but the Liberty failed to score in the game's final three minutes.

Tina Charles led the Liberty with 25 points. The loss snapped a two-game New York win streak.

INSTANT OFFENSE OFF THE BENCH

Amanda Zahui B finished Sunday's contest against the Sparks with a career-high 21 points. She has led the Liberty in scoring in each of the last two matchups, averaging 17.5 points per game between the two. The center also drained a pair of threes in both contests, going a combined 4-of-7 (57 percent) from deep.

CRASHING THE OFFENSIVE GLASS

In the last matchup against the Mercury, the Liberty grabbed 19 offensive rebounds, a season-high, leading to 16 second chance points. New York has struggled on the offensive glass since notching over seven just once in seven games.

LIBERTY FACTS & FIGURES - KEY NUMBERS

9	season.	5
New York has netted nine threes as a team three times this season going 1-2 (Chicago (5/20), Dallas (5/29) and Phoenix (6/5)).	Sugar Rodgers' five triples against Indiana (6/10) marked the most makes by a Liberty player this season.	
34		15
The Liberty have had two players-Tina Charles vs. Dallas (5/29) and Kia Nurse at Indiana (6/2)-finish with 34 points and are 2-0 when they do	The 15 point loss to Las Vegas marked the first time the team faced a double-digit setback.	
6		11
Kiah Stokes is six blocks away from tying first all-time in Liberty history.	Brittany Boyd became the first player in WNBA history to reach 11 assists in under 20 minutes of play.	
6		
Bria Hartley has finished with six assists three times this		

LINEUP SHAKEUP

The matchup against the Sparks saw Shavonte Zellous return to the starting lineup, who missed the previous contest due to illness. Epiphanny Prince, who has been gradually working her way back from a concussion, replaced Marissa Coleman in the starting lineup for the first time this season.

MOVING UP THE SCORING LIST

Tina Charles notched her 5,000th career point during the Liberty's West Coast road trip. During this season's first matchup of the Phoenix series, Charles secured her 4876th career point. In doing so, she surpassed Hall of Famer and three-time MVP Sheryl Swoopes to move up to 19th on the WNBA all-time scoring list. Now eight games later, the forward is just two points away from passing Taj McWilliams-Franklin to move into 18th all-time.

NEW YORK AT LOS ANGELES RECAP (6/24)

NEW YORK OFFENSE SPITTERS IN LOS ANGELES

Liberty score season-low 54 points in a loss to the Sparks

Los Angeles, California – June 24, 2018 – The New York Liberty trailed the Los Angeles Sparks by just two points midway through the second quarter. However, an 18-4 run to end the half gave the Sparks (10-3) a double-digit lead they would protect until the final buzzer sounded, 80-54, Sunday evening at the Staples Center.

Smith on today's game. "We just came from Vegas, and you know they have some true fives and four players, so we knew they were going to be cutting a lot, driving a lot, and we wanted to keep our defense in and make them take jump-shots. Make them take contested threes [...] but really, biggest thing is, we can't put the ball in the hole. Got to find a way to score, 54 points isn't going to cut it.

The game saw a return to the lineup for Shavonte Zellous, who missed the matchup against the Las Vegas Aces on Friday due to illness. Epiphanny Prince, who has been gradually working her way back from a concussion, entered the Liberty starting lineup for the first time this season.

Amanda Zahui B led the Liberty (4-8) with 21 points off the bench, establishing a new career-high. The center has averaged 17.5 points per game over the past two and has drained a pair of threes in both contests.

Zahui B on her performance today. "It sucks that we lost, so you know I'd rather for us to win, but you know obviously it feels good showing my team that they can have confidence in me. The coaches are letting me shoot, letting me do what I'm comfortable with doing, so I just got to improve on that, and do a better job on the defensive side."

Brittany Boyd had a solid all-around game for New York, notching seven points, six rebounds, and eight assists. Tina Charles scored in double figures for the 12th straight game to start the season, but her 10 points were a new season-low.

The Liberty failed to secure a victory in their two-game West Coast road trip. They will look to turn things around when they host the Phoenix Mercury on Tuesday night. The matchup is set to begin at 7:00 p.m. (ET) at the Westchester County Center.

NEW YORK AT LAS VEGAS RECAP (6/22)

LAS VEGAS PROVES TOO MUCH FOR NEW YORK, 88-78

Tina Charles becomes the 19th player in WNBA history to reach 5,000 career points

Las Vegas, Nev. – June 22, 2018 – Amanda Zahui B notched back-to-back baskets to start the fourth quarter, tying the game for the New York Liberty as they faced the Las Vegas Aces at the Mandalay Bay Events Center on Friday night. The Aces (5-9) pulled away however, ultimately coming out on top 88-78 in the season's second matchup between the two teams.

The Liberty (4-7) couldn't find an offensive rhythm in the first half, managing 26 points before the break, a season-low, on just 23 percent shooting from the field. Additionally, their 11 points in the second quarter matched their season-low for any quarter this season.

"It was a tough one." Head coach Katie Smith began. "We battled. I thought we came out during the second half and executed a lot better. We just had enough breakdowns to put us behind-offensive rebounds, sending them to the line and them hitting a few big buckets that we didn't hit. It's frustrating too. We have a two-time Olympian and MVP who led the league in scoring some years and she's driving hard and shoots zero free throws. We're going to put our heads down and keep playing hard, but we have to do it with more consistency through the 40 minutes."

Tina Charles was not exempt from the first half struggles, scoring just four points on a 2-of-11 showing from the field. Despite a poor shooting night, the forward still had a solid all-around game, finishing with 14 points, eight rebounds, and five assists.

The game also marked another historic achievement for Charles, as she reached 5,000 career points with a three-pointed midway through the third quarter. The veteran is the fifth-fastest player in WNBA history to reach the milestone.

"In the moment it feels good, very thankful, but I wish we had the win." Charles explained. "Everything feels better when you get the win.

NEW YORK LIBERTY FRANCHISE ALL TIME LEADERS

POINTS SCORED

1.	Vickie Johnson	3,246
2.	Cappie Pondexter	2,970
3.	Tina Charles	2,769
4.	Becky Hammon	2,367
5.	Crystal Robinson	2,301
6.	Shameka Christon	2,295
7.	Tari Phillips	1,826
8.	Essence Carson	1,790
9.	Janel McCarville	1,448
10.	Tamika Whitmore	1,394

SCORING AVERAGE (AS OF LAST SEASON)

1.	Tina Charles	18.9
2.	Cappie Pondexter	17.9
3.	Tari Phillips	12.9
4.	Sophia Witherspoon	12.1
5.	Shameka Christon	11.6
6.	Vickie Johnson	11.5
7.	Janel McCarville	11.3
8.	Ann Wauters	11.3
9.	Crystal Robinson	10.7
10.	Plenette Pierson	10.6

REBOUNDS

1.	Tina Charles	1,314
2.	Tari Phillips	1,077
3.	Vickie Johnson	1,053
4.	Sue Wicks	788
5.	Teresa Weatherspoon	750
6.	Cathrine Kraayeveld	703
7.	Janel McCarville	695
8.	Shameka Christon	679
9.	Kiah Stokes	665
10.	Elena Baranova	654

BLOCKED SHOTS

1.	Sue Wicks	155
2.	Kiah Stokes	149
3.	Elena Baranova	147
4.	Shameka Christon	133
5.	Janel McCarville	113
	Tina Charles	113
7.	Tamika Whitmore	98
8.	Plenette Pierson	85
9.	Rebecca Lobo	84
10.	Essence Carson	83

3PT FIELD GOALS MADE

1.	Crystal Robinson	400
2.	Becky Hammon	331
3.	Shameka Christon	288
4.	Cappie Pondexter	236
5.	Leilani Mitchell	233
6.	Sugar Rodgers	226
7.	Vickie Johnson	221
8.	Cathrine Kraayeveld	215
9.	Nicole Powell	167
10.	Loree Moore	140

TIMES LED THE LIBERTY IN

	PTS	REB	AST	STL	BLK	MIN	10+ PTS	15+ PTS	20+ PTS	30+ PTS	5+ REB	10+ REB	5+ AST	10+ AST	3+ STL	3+ BLK	DBL-DBL
Sugar Rodgers	1	1	1	1			1	1			1				1		
Marissa Coleman	1	1	1	3			2				2						
Tina Charles	9	6	2	2	4	9	11	8	5	1	6	1					3
Bria Hartley		1	5	4		1	2	1					3				
Shavonte Zellous			3	1	1		5	2			1		2				
Kia Nurse	1		2	2	1	2	6	2	1	1	1						
Amanda Zahui B.	2	2		2	1		3	1	1		2						
Mercedes Russell				1	1												
Rebecca Allen					3												
Brittany Boyd		1	4	1							1		1	1			
Epiphanny Prince				1													
Kiah Stokes		1			3						2	1					
Kia Vaughn		1		4							1						

NEW YORK'S RECORD WHEN...

Overall.....	4-8
At home.....	3-4
On the road.....	1-4
Against Eastern Conference.....	3-2
Against Western Conference.....	1-6
After a win.....	1-1
After a loss.....	3-6
In overtime.....	1-0
Games decided by 1-3 points.....	1-1
Games decided by 4-5 points.....	1-1
Games decided by 6-10 points.....	2-3
Games decided by 11-20 points.....	0-2
Games decided by 20+ points.....	0-1
Scoring 70+ points.....	4-6
Scoring under 70 points.....	0-2
Opponent scores 70+ points.....	4-8
Opponent scores under 70 points.....	0-0
Shooting under 44 percent.....	2-6
Shooting 44-49 percent.....	1-2
Shooting 50-54 percent.....	1-0
Shooting 55-59 percent.....	0-0
Shooting 60 percent or higher.....	0-0
Outrebound opponent.....	1-1
Opponent outrebounds New York.....	3-6
Rebounds are even.....	1-0
Creates more turnovers.....	3-3
Opponent creates more turnovers.....	1-4
Turnovers are even.....	0-1
Scores more points off turnovers.....	2-5
Opponent scores more points off turnovers.....	2-3
Points off turnovers is even.....	0-0
Scores more points in the paint.....	3-3
Opponent scores more points in the paint.....	1-5
Points in the paint is even.....	0-0
Scores more 2nd chance points.....	2-3
Opponent scores more 2nd chance points.....	2-5
2nd chance points are even.....	0-0
Scores more fast break points.....	2-3
Opponent scores more fast break points.....	0-4
Fast break points are even.....	1-0
Scores more bench points.....	4-5
Opponent scores more bench points.....	0-3
Bench points are even.....	0-0
On Monday.....	0-0
On Tuesday.....	2-1
On Wednesday.....	0-1
On Thursday.....	0-1
On Friday.....	0-2
On Saturday.....	1-0
On Sunday.....	1-3

AP WNBA PRESEASON POLL

Rank	Team
1.	Minnesota (9)
2.	Los Angeles (5)
3.	Connecticut
4.	Phoenix
5.	New York
6.	Dallas
7.	Seattle
8.	Washington
9.	Atlanta
10.	Chicago
11.	Las Vegas
12.	Indiana

Throughout my career, I'm thankful for the Connecticut Sun and New York for believing in my abilities on the offensive end and trusting me to help organizations to be in a good position."

The Liberty and Aces had comparable numbers across the board, with the glaring exception of free throws. New York went a perfect 10-for-10 from the line, but the Aces garnered 21 more attempts, hitting 28 of their 31 shots from the charity stripe.

Shooting guard Shavonte Zellous, who had started all 10 of the Liberty's games this season, missed the contest due to illness. An important offensive weapon, the team is 4-1 when she scores in double-figures.

The loss is the Liberty's second against the Aces and former head coach Bill Laimbeer this season. They will look to bounce back in the second game of their two-game road trip when they face the Los Angeles Sparks on Sunday. Tipoff is set for 5:00 p.m. (ET) at the Staples Center.

NEW YORK VS. ATLANTA RECAP (6/19)

LIBERTY HANDLE DREAM AT HOME, 79-72

Liberty turn in an impressive defensive performance in a much-needed victory

White Plains, NY – June 19, 2018 – The New York Liberty successfully defended their home court against the Atlanta Dream on Tuesday night, coming out on top 79-72, at the Westchester County Center.

The Liberty (4-6) jumped out to an 11-point lead after the first quarter as the Dream (6-6) mustered just six points, the lowest output in any quarter this season by a New York opponent.

Angel McCoughtry, who finished with a career-high 39 points, spearheaded a second-half resurgence for Atlanta. The Dream tied it up with under two minutes to go in the third, but an 18-8 Liberty run to start the final quarter quelled the comeback attempt.

Head coach Katie Smith explained, "Tonight, we made mistakes, but I thought the effort we gave in this ball game is what is needed every single night. We had a couple of moments when we knew they would not go away. McCoughtry was putting a lot of heat on us. Fortunately, were able to get a nice little cushion at the end."

The New York defense held Atlanta to a lowly 29.9-percent shooting performance for the game. Moreover, the Dream's 72 points were the fewest scored against the Liberty this season.

The Liberty forced 18 turnovers, and their 12 steals established a new season-high.

Tina Charles commented on the team's defensive performance. "That effort is what carried us throughout the game. Katie really put an emphasis on us needing to step up on the defensive end and moving when the ball moves. With New York Liberty basketball, our defense has always been number one. We just tried to get back to that nature and rely on our foundation which is built on the defensive end. That's what propelled us to the victory."

Charles paced the Liberty with 29 points, her fifth game this season with 20 or more points. The forward also added eight rebounds to the cause.

Brittany Boyd racked up 11 assists in just 16 minutes off the bench, marking a new career-high. She became the first player in WNBA history to reach 11 helpers in under 20 minutes of play.

Rookie Kia Nurse was back in double figures after a two-game hiatus, finishing with 11 points off the bench. Shavonte Zellous added 13 of her own, and New York is now 4-1 when she reaches double figures.

The victory comes on the heels of a tough stretch in which the Liberty dropped four out of five. They will look to stay in the win column on Friday when they travel to Las Vegas for their second matchup against the Aces. The game is set to start at 10:00 p.m. (ET) at the Mandalay Bay Events Center.

NEW YORK AT MINNESOTA RECAP (6/16)

LIBERTY STRUGGLE IN MINNESOTA, 85-71

Liberty cannot contain the defending champions in their second matchup of the season

Minneapolis, Minnesota – June 16, 2018 – The New York Liberty briefly held a 7-6 advantage early, but a Minnesota Lynx layup gave them a lead they would not relinquish the rest of the game. The Lynx (4-6) led by double figures for the entirety of the later three quarters eventually taking the contest, 81-75, Saturday night.

The Liberty (3-6) got off to a sluggish start, registering just 16 points in the first quarter. The output marked their fourth consecutive quarter with less than 20 points, dating back to their contest against the Aces.

New York had no answer for Minnesota's dynamic duo of Sylvia Fowles and Maya Moore. The two combined for 45 points on 60 percent shooting.

Minnesota managed to keep New York off the glass. The Liberty brought down just three offensive rebounds and 22 in total, matching their season-low against Indiana (6/2).

Bria Hartley had a solid all-around game for the Liberty, notching nine points to go along with six assists. It was her third game this season with six helpers.

Tina Charles finished with 12 points, her lowest output of the season.

Epiphanny Prince got her first extended action of the season after an abbreviated debut against Las Vegas. The guard finished with eight points in 14 minutes off the bench.

The loss was the second in a row for the Liberty, who have dropped four out of their last five. They will look to right the ship at home against the Atlanta Dream on Tuesday night. Tipoff is set for 7 p.m. (ET) at the Westchester County Center.

POSTGAME QUOTES (6/24)

Tina Charles on second half...

"Going into the half, we were confident, wanted to just keep building on the defensive end, just to execute plays. When it comes down to it we just need to make shots. You know, we're not scoring the ball enough, and that's going to hurt you in this league when everyone is good, and you need to score some points."

Charles on Riquana Williams...

"She was very efficient and made some big threes, which game them some momentum. But as we are speaking about coming off the bench Zahui B came out. If there's anything positive we can take from this road trip, it's how Amanda has been playing off the bench, just scoring, finishing, being an inside presence, and her outside shot hits as well."

Charles on today's takeaways...

"Got to score the basketball. That's the biggest thing. Got to score the basketball. New York's foundation has always been our defense, but right now we have been struggling to score the basketball and that's really an importance in a whole bunch of games coming up. We don't have a whole lot of practice time, so whatever it is, we need to stay confident in ourselves as individuals and what we do in this game to be able to score the ball."

Amanda Zahui B on career-high 21 points...

"It sucks that we lost, so you know I'd rather for us to win, but you know obviously it feels good showing my team that they can have confidence in me. The coaches are letting me shoot, letting me do what I'm comfortable with doing, so I just got to improve on that, and do a better job on the defensive side."

COACH'S CORNER

6/24 Postgame Quotes

Head Coach Katie Smith on takeaways last two games...

"Similar in the sense, but obviously LA is a bit different. Really wide open, don't really have a big on the block. We just came from Vegas, and you know they have some true fives and four players, so we knew they were going to be cutting a lot, driving a lot, and we wanted to keep our defense in and make them take jump-shots. Make them take contested threes. Obviously Riquana Williams got a little hot, but really no one else hurt us from the perimeter, again get a little sucked in, get a little ball watching, and they get some cuts down the middle. But really, biggest thing is, we can't put the ball in the hole. Got to find a way to score, 54 points isn't going to cut it. Holding them to 80 you have to at least have a shot to keep yourself in the ball game. For us right now, it's got to be finding multiple people that are going to be consistently scoring the basketball."

HOME/AWAY SPLITS

HOME/ROAD SPLITS		
HOME	STAT	AWAY
3-4	RECORD	1-4
78.0	PPG	73.2
80.0	OPP PPG	82.8
.434	FG%	.393
.416	OPP FG%	.454
.311	3PT%	.300
.297	OPP 3PT%	.393
.745	FT%	.833
40.1	RPG	41.0
19.7	APG	17.6
6.9	SPG	7.6
13.4	TO	15.8
2.7	BLK	3.4

RECORD					TEAM WINNING & LOSING STREAKS:					HOME					ROAD				
Overall	4-8	3-4	1-4	1-0	Overall	Win - 2	Loss - 2	Long: Win - 2	Last: Win - 6/19 - vs. ATL 79-72	Win - 1	Win - 1	Win - 1	Win - 6/19 - vs. ATL 79-72	Win - 6/2 @ IND 87-81	Loss - 3	Loss - 3	Loss - 3	Loss - 6/24 @ LA 80-54	
EASTERN	3-2	2-1	1-1	1-0															
WESTERN	1-6	1-3	0-3	0-0															

RECORD					TEAM WINNING & LOSING STREAKS:					HOME					ROAD				
Overall	4-8	3-4	1-4	1-0	Overall	Win - 2	Loss - 2	Long: Win - 2	Last: Win - 6/19 - vs. ATL 79-72	Win - 1	Win - 1	Win - 1	Win - 6/19 - vs. ATL 79-72	Win - 6/2 @ IND 87-81	Loss - 3	Loss - 3	Loss - 3	Loss - 6/24 @ LA 80-54	
EASTERN	3-2	2-1	1-1	1-0															
WESTERN	1-6	1-3	0-3	0-0															

RECORD					TEAM WINNING & LOSING STREAKS:					HOME					ROAD				
Overall	4-8	3-4	1-4	1-0	Overall	Win - 2	Loss - 2	Long: Win - 2	Last: Win - 6/19 - vs. ATL 79-72	Win - 1	Win - 1	Win - 1	Win - 6/19 - vs. ATL 79-72	Win - 6/2 @ IND 87-81	Loss - 3	Loss - 3	Loss - 3	Loss - 6/24 @ LA 80-54	
EASTERN	3-2	2-1	1-1	1-0															
WESTERN	1-6	1-3	0-3	0-0															

RECORD					TEAM WINNING & LOSING STREAKS:					HOME					ROAD				
Overall	4-8	3-4	1-4	1-0	Overall	Win - 2	Loss - 2	Long: Win - 2	Last: Win - 6/19 - vs. ATL 79-72	Win - 1	Win - 1	Win - 1	Win - 6/19 - vs. ATL 79-72	Win - 6/2 @ IND 87-81	Loss - 3	Loss - 3	Loss - 3	Loss - 6/24 @ LA 80-54	
EASTERN	3-2	2-1	1-1	1-0															
WESTERN	1-6	1-3	0-3	0-0															

RECORD					TEAM WINNING & LOSING STREAKS:					HOME					ROAD				
Overall	4-8	3-4	1-4	1-0	Overall	Win - 2	Loss - 2	Long: Win - 2	Last: Win - 6/19 - vs. ATL 79-72	Win - 1	Win - 1	Win - 1	Win - 6/19 - vs. ATL 79-72	Win - 6/2 @ IND 87-81	Loss - 3	Loss - 3	Loss - 3	Loss - 6/24 @ LA 80-54	
EASTERN	3-2	2-1	1-1	1-0															
WESTERN	1-6	1-3	0-3	0-0															

RECORD					TEAM WINNING & LOSING STREAKS:					HOME					ROAD				
Overall	4-8	3-4	1-4	1-0	Overall	Win - 2	Loss - 2	Long: Win - 2	Last: Win - 6/19 - vs. ATL 79-72	Win - 1	Win - 1	Win - 1	Win - 6/19 - vs. ATL 79-72	Win - 6/2 @ IND 87-81	Loss - 3	Loss - 3	Loss - 3	Loss - 6/24 @ LA 80-54	
EASTERN	3-2	2-1	1-1	1-0															
WESTERN	1-6	1-3	0-3	0-0															

RECORD					TEAM WINNING & LOSING STREAKS:					HOME					ROAD				
Overall	4-8	3-4	1-4	1-0	Overall	Win - 2	Loss - 2	Long: Win - 2	Last: Win - 6/19 - vs. ATL 79-72	Win - 1	Win - 1	Win - 1	Win - 6/19 - vs. ATL 79-72	Win - 6/2 @ IND 87-81	Loss - 3	Loss - 3	Loss - 3	Loss - 6/24 @ LA 80-54	
EASTERN	3-2	2-1	1-1	1-0															
WESTERN	1-6	1-3	0-3	0-0															

RECORD					TEAM WINNING & LOSING STREAKS:					HOME					ROAD				
Overall	4-8	3-4	1-4	1-0	Overall	Win - 2	Loss - 2	Long: Win - 2	Last: Win - 6/19 - vs. ATL 79-72	Win - 1	Win - 1	Win - 1	Win - 6/19 - vs. ATL 79-72	Win - 6/2 @ IND 87-81	Loss - 3	Loss - 3	Loss - 3	Loss - 6/24 @ LA 80-54	
EASTERN	3-2	2-1	1-1	1-0															
WESTERN	1-6	1-3	0-3	0-0															

RECORD					TEAM WINNING & LOSING STREAKS:					HOME					ROAD				
Overall	4-8	3-4	1-4	1-0	Overall	Win - 2	Loss - 2	Long: Win - 2	Last: Win - 6/19 - vs. ATL 79-72	Win - 1	Win - 1	Win - 1	Win - 6/19 - vs. ATL 79-72	Win - 6/2 @ IND 87-81	Loss - 3	Loss - 3	Loss - 3	Loss - 6/24 @ LA 80-54	
EASTERN	3-2	2-1	1-1	1-0															
WESTERN	1-6	1-3	0-3	0-0															

RECORD					TEAM WINNING & LOSING STREAKS:					HOME					ROAD				
Overall	4-8	3-4	1-4	1-0	Overall	Win - 2	Loss - 2	Long: Win - 2	Last: Win - 6/19 - vs. ATL 79-72	Win - 1	Win - 1	Win - 1	Win - 6/19 - vs. ATL 79-72	Win - 6/2 @ IND 87-81	Loss - 3	Loss - 3	Loss - 3	Loss - 6/24 @ LA 80-54	
EASTERN	3-2	2-1	1-1	1-0															
WESTERN	1-6	1-3	0-3	0-0															

RECORD					TEAM WINNING & LOSING STREAKS:					HOME					ROAD				
Overall	4-8	3-4	1-4	1-0	Overall	Win - 2	Loss - 2	Long: Win - 2	Last: Win - 6/19 - vs. ATL 79-72	Win - 1	Win - 1	Win - 1	Win - 6/19 - vs. ATL 79-72	Win - 6/2 @ IND 87-81	Loss - 3	Loss - 3	Loss - 3	Loss - 6/24 @ LA 80-54	
EASTERN	3-2	2-1	1-1	1-0															
WESTERN	1-6	1-3	0-3	0-0															

RECORD					TEAM WINNING & LOSING STREAKS:					HOME					ROAD				
Overall	4-8	3-4	1-4	1-0	Overall	Win - 2	Loss - 2	Long: Win - 2	Last: Win - 6/19 - vs. ATL 79-72	Win - 1	Win - 1	Win - 1	Win - 6/19 - vs. ATL 79-72	Win - 6/2 @ IND 87-81	Loss - 3	Loss - 3	Loss - 3	Loss - 6/24 @ LA 80-54	
EASTERN	3-2	2-1	1-1	1-0															
WESTERN	1-6	1-3	0-3	0-0															

RECORD					TEAM WINNING & LOSING STREAKS:					HOME					ROAD				
Overall	4-8	3-4	1-4	1-0	Overall	Win - 2	Loss - 2	Long: Win - 2	Last: Win - 6/19 - vs. ATL 79-72	Win - 1	Win - 1	Win - 1	Win - 6/19 - vs. ATL 79-72	Win - 6/2 @ IND 87-81	Loss - 3	Loss - 3	Loss - 3	Loss - 6/24 @ LA 80-54	
EASTERN	3-2	2-1	1-1	1-0															
WESTERN	1-6	1-3	0-3	0-0															

RECORD					TEAM WINNING & LOSING STREAKS:					HOME					ROAD				
Overall	4-8	3-4	1-4	1-0	Overall	Win - 2	Loss - 2	Long: Win - 2	Last: Win - 6/19 - vs. ATL 79-72	Win - 1	Win - 1	Win - 1	Win - 6/19 - vs. ATL 79-72	Win - 6/2 @ IND 87-81	Loss - 3	Loss - 3	Loss - 3	Loss - 6/24 @ LA 80-54	
EASTERN	3-2	2-1	1-1	1-0															
WESTERN	1-6	1-3	0-3	0-0															

RECORD					TEAM WINNING & LOSING STREAKS:					HOME					ROAD				
Overall	4-8	3-4	1-4	1-0	Overall	Win - 2	Loss - 2	Long: Win - 2	Last: Win - 6/19 - vs. ATL 79-72	Win - 1	Win - 1	Win - 1	Win - 6/19 - vs. ATL 79-72	Win - 6/2 @ IND 87-81	Loss - 3	Loss - 3	Loss - 3	Loss - 6/24 @ LA 80-54	
EASTERN	3-2	2-1	1-1	1-0															
WESTERN	1-6	1-3	0-3	0-0															

RECORD					TEAM WINNING & LOSING STREAKS:					HOME					ROAD				
Overall	4-8	3-4	1-4	1-0	Overall	Win - 2	Loss - 2	Long: Win - 2	Last: Win - 6/19 - vs. ATL 79-72	Win - 1	Win - 1	Win - 1	Win - 6/19 - vs. ATL 79-72	Win - 6/2 @ IND 87-81	Loss - 3	Loss - 3	Loss - 3	Loss - 6/24 @ LA 80-54	
EASTERN	3-2	2-1	1-1	1-0															
WESTERN	1-6	1-3	0-3	0-0															

RECORD					TEAM WINNING & LOSING STREAKS:					HOME					ROAD				
Overall	4-8	3-4	1-4	1-0	Overall	Win - 2	Loss - 2	Long: Win - 2	Last: Win - 6/19 - vs. ATL 79-72	Win - 1	Win - 1	Win - 1	Win - 6/19 - vs. ATL 79-72	Win - 6/2 @ IND 87-81	Loss - 3	Loss - 3	Loss - 3	Loss - 6/24 @ LA 80-54	
EASTERN	3-2	2-1	1-1	1-0															
WESTERN	1-6	1-3	0-3	0-0															

RECORD					TEAM WINNING & LOSING STREAKS:					HOME					ROAD				
Overall	4-8	3-4	1-4	1-0	Overall	Win - 2	Loss - 2	Long: Win - 2	Last: Win - 6/19 - vs. ATL 79-72	Win - 1	Win - 1	Win - 1	Win - 6/19 - vs. ATL 79-72	Win - 6/2 @ IND 87-81	Loss - 3	Loss - 3	Loss - 3	Loss - 6/24 @ LA 80-54	
EASTERN	3-2	2-1	1-1	1-0															
WESTERN	1-6	1-3	0-3	0-0															

RECORD					TEAM WINNING & LOSING STREAKS:					HOME					ROAD				
Overall	4-8	3-4	1-4	1-0	Overall	Win - 2	Loss - 2	Long: Win - 2	Last: Win - 6/19 - vs. ATL 79-72	Win - 1	Win - 1	Win - 1	Win - 6/19 - vs. ATL 79-72	Win - 6/2 @ IND 87-81	Loss - 3	Loss - 3	Loss - 3	Loss - 6/24 @ LA 80-54	
EASTERN	3-2	2-1	1-1	1-0															
WESTERN	1-6	1-3	0-3	0-0															

RECORD					TEAM WINNING & LOSING STREAKS:					HOME					ROAD				
Overall	4-8	3-4	1-4	1-0	Overall	Win - 2	Loss - 2	Long: Win - 2	Last: Win - 6/19 - vs. ATL 79-72	Win - 1	Win - 1	Win - 1	Win - 6/19 - vs. ATL 79-72	Win - 6/2 @ IND 87-81	Loss - 3	Loss - 3	Loss - 3	Loss - 6/24 @ LA 80-54	
EASTERN	3-2	2-1	1-1	1-0															
WESTERN	1-6	1-3	0-3	0-0															

RECORD					TEAM WINNING & LOSING STREAKS:					HOME					ROAD				
Overall	4-8	3-4	1-4	1-0	Overall	Win - 2	Loss - 2	Long: Win - 2	Last: Win - 6/19 - vs. ATL 79-72	Win - 1	Win - 1	Win - 1	Win - 6/19 - vs. ATL 79-72	Win - 6/2 @ IND 87-81	Loss - 3	Loss - 3	Loss - 3	Loss - 6/24 @ LA 80-54	
EASTERN	3-2	2-1	1-1	1-0															
WESTERN	1-6	1-3	0-3	0-0															

RECORD					TEAM WINNING & LOSING STREAKS:					HOME					ROAD				
Overall	4-8	3-4	1-4	1-0	Overall	Win - 2	Loss - 2	Long: Win - 2	Last: Win - 6/19 - vs. ATL 79-72	Win - 1	Win - 1	Win - 1	Win - 6/19 - vs. ATL 79-72	Win - 6/2 @ IND 87-81	Loss - 3	Loss - 3	Loss - 3	Loss - 6/24 @ LA 80-54	
EASTERN	3-2	2-1	1-1	1-0															
WESTERN	1-6	1-3	0-3	0-0															

RECORD					TEAM WINNING & LOSING STREAKS:					HOME					ROAD				
Overall	4-8	3-4	1-4	1-0	Overall	Win - 2	Loss - 2	Long: Win - 2	Last: Win - 6/19 - vs. ATL 79-72	Win - 1	Win - 1	Win - 1	Win - 6/19 - vs. ATL 79-72	Win - 6/2 @ IND 87-81	Loss - 3	Loss - 3	Loss - 3	Loss - 6/24 @ LA 80-54	
EASTERN	3-2	2-1	1-1	1-0															
WESTERN	1-6	1-3	0-3	0-0															

RECORD					TEAM WINNING & LOSING STREAKS:					HOME					ROAD				
Overall	4-8	3-4	1-4	1-0	Overall	Win - 2	Loss - 2	Long: Win - 2	Last: Win - 6/19 - vs. ATL 79-72	Win - 1	Win - 1	Win - 1	Win - 6/19 - vs. ATL 79-72	Win - 6/2 @ IND 87-81	Loss - 3	Loss - 3	Loss - 3	Loss - 6/24 @ LA 80-54	
EASTERN	3-2	2-1	1-1	1-0															
WESTERN	1-6	1-3	0-3	0-0															

RECORD					TEAM WINNING & LOSING STREAKS:					HOME					ROAD				
Overall	4-8	3-4	1-4	1-0	Overall	Win - 2	Loss - 2	Long: Win - 2	Last: Win - 6/19 - vs. ATL 79-72	Win - 1	Win - 1	Win - 1	Win - 6/19 - vs. ATL 79-72	Win - 6/2 @ IND 87-81	Loss - 3	Loss - 3	Loss - 3	Loss - 6/24 @ LA 80-54	
EASTERN	3-2	2-1	1-1	1-0															
WESTERN	1-6	1-3	0-3	0-0															

RECORD					TEAM WINNING & LOSING STREAKS:					HOME					ROAD				
Overall	4-8	3-4	1-4	1-0	Overall	Win - 2	Loss - 2	Long: Win - 2	Last: Win - 6/19 - vs. ATL 79-72	Win - 1	Win - 1	Win - 1	Win - 6/19 - vs. ATL 79-72	Win - 6/2 @ IND 87-81	Loss - 3	Loss - 3	Loss - 3	Loss - 6/24 @ LA 80-54	
EASTERN	3-2	2-1	1-1	1-0															
WESTERN	1-6	1-3	0-3	0-0															

RECORD					TEAM WINNING & LOSING STREAKS:					HOME					ROAD				
Overall	4-8	3-4	1-4	1-0	Overall	Win - 2	Loss - 2	Long: Win - 2	Last: Win - 6/19 - vs. ATL 79-72	Win - 1	Win - 1	Win - 1	Win - 6/19 - vs. ATL 79-72	Win - 6/2 @ IND 87-81					

2018 NEW YORK LIBERTY STARTING LINEUP COMBINATIONS

GAME	GUARD	GUARD	GUARD/FORWARD	FORWARD	CENTER	RECORD
5/20 @ CHI	HARTLEY	RODGERS	ZELLOUS	COLEMAN	CHARLES	0-1
5/25 vs. MIN	HARTLEY	ZELLOUS	COLEMAN	CHARLES	STOKES	0-1
5/29 vs. DAL	HARTLEY	ZELLOUS	COLEMAN	CHARLES	STOKES	1-1
6/2 @ IND	HARTLEY	ZELLOUS	COLEMAN	CHARLES	STOKES	2-1
6/5 vs. PHO	HARTLEY	ZELLOUS	COLEMAN	CHARLES	VAUGHN	0-1
6/7 vs. CON	HARTLEY	ZELLOUS	COLEMAN	CHARLES	VAUGHN	0-2
6/10 vs. IND	HARTLEY	ZELLOUS	COLEMAN	CHARLES	VAUGHN	1-2
6/13 vs. LV	HARTLEY	ZELLOUS	COLEMAN	CHARLES	VAUGHN	1-3
6/16 @ MIN	HARTLEY	ZELLOUS	COLEMAN	CHARLES	VAUGHN	1-4
6/19 vs. ATL	HARTLEY	ZELLOUS	COLEMAN	CHARLES	VAUGHN	2-4
6/22 @ LV	HARTLEY	RODGERS	COLEMAN	CHARLES	VAUGHN	0-1
6/24 @ LA	HARTLEY	PRINCE	ZELLOUS	CHARLES	VAUGHN	0-1

LIBERTY TEAM HIGHS

POINTS	94vs. Dallas (5/29)
FIELD GOALS MADE	36vs. Dallas (5/29)
FIELD GOALS ATTEMPTED	80@ Las Vegas 6//22
3-POINT FG MADE	13vs. Indiana (6/10)
3-POINT FG ATTEMPTED	28vs. Phoenix (6/5)
FREE THROWS MADE	30@ Indiana (6/2)
FREE THROWS ATTEMPTED	32@ Indiana (6/2)
OFFENSIVE REBOUNDS	19vs. Phoenix (6/5)
DEFENSIVE REBOUNDS	34@ Indiana (6/2)
TOTAL REBOUNDS	46@ Indiana (6/2)
ASSISTS	25vs. Connecticut (6/7)
STEALS	12vs. Atlanta (6/19)
BLOCKED SHOTS	6@ Las Vegas 6//22
TURNOVERS	20@ Indiana (6/2)

LIBERTY TEAM LOWS

POINTS	54@ Los Angeles (6/24)
FIELD GOALS MADE	23@ Los Angeles (6/24)
FIELD GOALS ATTEMPTED	57vs. Indiana (6/10)
3-POINT FG MADE	3@ Indiana (6/2)
3-POINT FG ATTEMPTED	18@ Los Angeles (6/24)
FREE THROWS MADE	3vs. Phoenix (6/5)
FREE THROWS ATTEMPTED	3vs. Las Vegas (6/13)
OFFENSIVE REBOUNDS	2@ Los Angeles (6/24)
DEFENSIVE REBOUNDS	19vs. Indiana (6/10)
.....	19vs. Las Vegas (6/13)
.....	19@ Minnesota (6/16)
TOTAL REBOUNDS	22vs. Indiana (6/10)
.....	22@ Minnesota (6/16)
ASSISTS	11vs. Minnesota (5/25)
STEALS	3vs. Connecticut (6/7)
BLOCKED SHOTS	0vs. Phoenix (6/5)
.....	0vs. Atlanta (6/19)
.....	0@ Los Angeles (6/24)
TURNOVERS	6vs. Minnesota (5/25)

OPPONENT TEAM HIGHS

POINTS	89vs. Dallas (5/29)
FIELD GOALS MADE	34@ Minnesota (6/16)
FIELD GOALS ATTEMPTED	82vs. Connecticut (6/7)
3-POINT FG MADE	13vs. Dallas (5/29)
3-POINT FG ATTEMPTED	31vs. Dallas (5/29)
FREE THROWS MADE	28@ Las Vegas 6//22
FREE THROWS ATTEMPTED	31@ Las Vegas 6//22
OFFENSIVE REBOUNDS	16vs. Connecticut (6/7)
DEFENSIVE REBOUNDS	36@ Los Angeles (6/24)
TOTAL REBOUNDS	44vs. Minnesota (5/25)
ASSISTS	27@ Los Angeles (6/24)
STEALS	10@ Los Angeles (6/24)
BLOCKED SHOTS	6at Chicago (5/20)
TURNOVERS	19vs. Dallas (5/29)

OPPONENT TEAM LOWS

POINTS	72vs. Atlanta (6/19)
FIELD GOALS MADE	20vs. Atlanta (6/19)
FIELD GOALS ATTEMPTED	56vs. Phoenix (6/5)
3-POINT FG MADE	3vs. Las Vegas (6/13)
3-POINT FG ATTEMPTED	10@ Las Vegas 6//22
FREE THROWS MADE	10@ Los Angeles (6/24)
FREE THROWS ATTEMPTED	14@ Minnesota (6/16)
OFFENSIVE REBOUNDS	3vs. Phoenix (6/5)
.....	3@ Los Angeles (6/24)
DEFENSIVE REBOUNDS	18vs. Phoenix (6/5)
TOTAL REBOUNDS	27vs. Las Vegas (6/13)
ASSISTS	10vs. Atlanta (6/19)
STEALS	4vs. Minnesota (5/25)
BLOCKED SHOTS	0@ Minnesota (6/16)
TURNOVERS	9vs. Minnesota (5/25)
.....	9@ Indiana (6/2)
.....	9vs. Connecticut (6/7)
.....	9@ Los Angeles (6/24)

LIBERTY INDIVIDUAL HIGHS

POINTS	34Tina Charles vs. Dallas (5/29)
.....	34Kia Nurse @ Indiana (6/2)
FIELD GOALS MADE	13Tina Charles vs. Dallas (5/29)
FIELD GOALS ATTEMPTED	25Tina Charles vs. Phoenix (6/5)
3-POINT FG MADE	5Sugar Rodgers vs. Indiana 6/10)
3-POINT FG ATTEMPTED	9Sugar Rodgers vs. Indiana 6/10)
FREE THROWS MADE	15Kia Nurse @ Indiana (6/2)
FREE THROWS ATTEMPTED	16Kia Nurse @ Indiana (6/2)
OFFENSIVE REBOUNDS	5Tina Charles vs. Minnesota (5/25)
.....	5Amanda Zahui B. vs. Phoenix (6/5)
DEFENSIVE REBOUNDS	9Kiah Stokes @ Indiana (6/2)
TOTAL REBOUNDS	12Tina Charles vs. Minnesota (5/25)
.....	12Kiah Stokes @ Indiana (6/2)
ASSISTS	11Brittany Boyd vs. Atlanta (6/19)
STEALS	4Marissa Coleman vs. Dallas (5/29)
BLOCKED SHOTS	3Tina Charles vs. Connecticut (6/7)
.....	3Tina Charles vs. Indiana (6/10)
.....	3Tina Charles @ Las Vegas (6/22)
TURNOVERS	6Tina Charles vs. Dallas (5/29)
.....	6Tina Charles @ Las Vegas (6/22)
MINUTES	40Kia Nurse @ Indiana (6/2)

OPPONENT INDIVIDUAL HIGHS

POINTS	39Angel McCoughtry vs. Atlanta (6/19)
FIELD GOALS MADE	12Brittney Griner vs. Phoenix (6/5)
FIELD GOALS ATTEMPTED	22Angel McCoughtry vs. Atlanta (6/19)
3-POINT FG MADE	5Skylar Diggins-Smith vs. Dallas (5/29)
.....	5Kelsey Mitchell @ Indiana (6/2)
3-POINT FG ATTEMPTED	12Renee Montgomery vs. Atlanta (6/19)
FREE THROWS MADE	19Angel McCoughtry vs. Atlanta (6/19)
FREE THROWS ATTEMPTED	22Angel McCoughtry vs. Atlanta (6/19)
OFFENSIVE REBOUNDS	7Jonquel Jones vs. Connecticut (6/7)
DEFENSIVE REBOUNDS	11A'ja Wilson @ Las Vegas (6/22)
TOTAL REBOUNDS	16Liz Cambage vs. Dallas (5/29)
ASSISTS	11Chelsea Gray @ Los Angeles (6/24)
STEALS	4Kayla Thornton vs. Dallas (5/29)
BLOCKED SHOTS	3Cheyenne Parker at Chicago (5/20)
.....	3Brittney Griner vs. Phoenix (6/5)
.....	3A'ja Wilson @ Las Vegas (6/22)
TURNOVERS	7Tanisha Wright @ Minnesota (6/16)
MINUTES	40Candice Dupree @ Indiana (6/2)



FORWARD

#9 REBECCA ALLEN

4TH SEASON | AUSTRALIA | 6-2 | BORN NOVEMBER 6, 1992

YEAR-BY-YEAR AVERAGES

SEASON	TEAM	G	GS	MPG	FG%	3P%	FT%	OREB	DREB	RPG	APG	SPG	BPG	TO	PF	PPG
2015	NYL	2	0	17.0	.300	.000	.000	1.0	3.5	4.5	0.0	1.5	1.0	1.5	0.5	3.0
2016	NYL	21	6	13.3	.459	.567	.867	0.6	1.1	1.7	0.5	0.4	0.5	0.6	1.7	5.7
2017	NYL	33	0	9.2	.376	.341	0.1	0.4	1.6	2.0	0.5	0.4	0.4	0.5	1.1	2.8
Career		56	6	11.0	41.1	41.0	71.4	0.5	1.5	2.0	0.5	0.4	0.4	0.6	1.3	3.9

YEAR-BY-YEAR TOTALS

SEASON	TEAM	G	GS	MIN	FGM-A	3PM-A	FTM-A	OREB	DREB	REB	AST	STL	BLK	TO	PF	PTS
2015	NYL	2	0	34	3 - 10	0 - 4	0 - 0	2	7	9	0	3	2	3	1	6
2016	NYL	21	6	280	45 - 98	17 - 30	13 - 15	12	23	35	11	9	11	13	35	120
2017	NYL	33	0	304	38 - 101	15 - 44	2 - 6	13	54	67	17	12	13	18	35	93
Career		56	6	618	86 - 209	32 - 78	15 - 21	27	84	111	28	24	26	34	71	219

PLAYOFF YEAR-BY-YEAR AVERAGES

SEASON	TEAM	G	GS	MPG	FG%	3P%	FT%	OREB	DREB	RPG	APG	SPG	BPG	TO	PF	PTS
2017	NYL	1	0	6.7	100	100	0.0	0.0	0.0	0.0	0.0	0.0	1.0	0.0	1.0	3.0
Career	NYL	1	0	6.7	100	100	0.0	0.0	0.0	0.0	0.0	0.0	1.0	0.0	1.0	3.0

PLAYOFF YEAR-BY-YEAR TOTALS

SEASON	TEAM	G	GS	MPG	FG%	3P%	FT%	OREB	DREB	RPG	APG	SPG	BPG	TO	PF	PTS
2017	NYL	1	0	7	1 - 1	1 - 1	0 - 0	0	0	0	0	0	1	0	1	3
Career	NYL	1	0	7	1 - 1	1 - 1	0 - 0	0	0	0	0	0	1	0	1	3

CAREER TRANSACTIONS: Signed with New York Liberty as free agent on Feb. 2, 2015... Re-signed with the Liberty on June 21, 2016... Re-signed with the Liberty on Feb. 7, 2017.

CAREER HIGHLIGHTS:

- Made her WNBA debut in the Liberty's 2015 season opener against Atlanta, scoring six points.
- Scored a career-high 19 points with four 3-pointers in a win at Washington on July 20, 2016.
- Made her first-career start at Indiana on Sept. 1, 2016.
- Shot .593 from 3-point range during the 2016 season (16-of-27)
- Five-career games scoring in double figures

2017: Appeared in a career-high 33 games averaging 2.8 ppg and 2.0 rpg... Missed just the season-opener due to a quad strain... Shot .341 (15-of-44) from 3-point range... Ranked 36th in the league averaging 0.4 bpg... Scored a new season-high with 9 points. Matched career-highs in both assists and steals with 2 and 3 respectively in a win over Chicago (8/27)... Posted 4 points and 3 rebounds in win over Indiana (8/8)... Had 4 points and 4 rebounds against Los Angeles (8/4)... For the third time this season, scored a season-high 8 points. Also pulled down 3 rebounds at Chicago (7/30)... Scored a season-high 8 points, including a pair of 3-pointers. Also had 4 rebounds and 2 assists against Minnesota (7/25)... Dished out a career-high 5 assists. Also scored 2 points and pulled down 2 rebounds against Minnesota (7/25)... Collected 7 points and 3 rebounds in win over Connecticut (7/19)... Posted a new season-high with 8 points, including a pair of 3-pointers. Also had 2 rebounds, 1 steal, and 1 block against Washington (7/16)... Finished with 2 points and 2 rebounds against Seattle (7/6)... Connected on a 3-pointer and had 1 rebound against Atlanta (7/2)... Grabbed 3 rebounds against Washington (6/29)... Pulled down 2 rebounds against Dallas (6/16)... Registered a 3-pointer for her 3rd-straight game and had 2 steals and 2 blocks against Connecticut (6/14)... Racked up a 3-pointer and 4 rebounds in a win against Seattle (6/11)... Scored a season-high 5 points in win over Atlanta Dream; also finished with career-high 2 blocks, and dished out 2 assists (6/7)... Netted a pair of baskets for 4 points, also had 1 block and 1 rebound against Phoenix (6/4)... Played for 3 minutes and had 1 assist and 1 rebound against Dallas (6/2)... Had 1 steal and 1 rebound in game against the Sparks (5/30)... Pulled down a career-high 9 rebounds and scored 2 points against Seattle (5/26)... Scored 3 points from deep against Phoenix, and had a season-high 3 rebounds (5/23)... Scored 3 points and had 2 rebounds and 1 steal against Minnesota (5/18).

INTERNATIONAL: Played for the South East Queensland Stars in the WNBL in Australia during the league's 2015-16 season... Eased back into action after recovering from knee injury... Appeared in 26 games, going on to average 11.5 points and 5.5 rebounds per game, knocking down 25 3-pointers while shooting 32.0 percent from 3-point range... Played the 2016-17 season for Good Angels Kosice in Slovakia... Helped lead Good Angels to the Slovakian League championship and the EuroCup Women quarterfinals.

PERSONAL: Completed her sixth season in the Women's National Basketball League, last playing for the Bulleen Melbourne Boomers... Averaging 14.0 points and 6.1 rebounds per game... Named the 2014 WNBL Defensive Player of the Year... Represented the Australian National Team at the 2014 FIBA World Championships in Turkey.



FORWARD

#9 REBECCA ALLEN

4TH SEASON | AUSTRALIA | 6-2 | BORN NOVEMBER 6, 1992

	PTS	FGM	FGA	3FGM	3FGA	FTM	FTA	OREB	DREB	REB	AST	STL	TO	BLK	MIN
SEASON	9 (2x)	3 (2x)	7	1 (3x)	3 (3x)	2 (3x)	2 (3x)	2	3	3 (3x)	1 (2x)	1 (2x)	1 (2x)	2	20
	@ MIN	@ MIN	vs. MIN	last @ MIN	last @ IND	last @ MIN	last @ MIN	vs. PHO	vs. CON	last vs. CON	vs. CON	last @ IND	vs. DAL	vs. DAL	vs. DAL
	6/16/18	6/16/18	5/25/18	6/16/18	6/2/18	6/16/18	6/16/18	6/5/18	6/7/18	6/7/18	6/7/18	6/2/18	5/29/18	5/29/18	5/29/18
CAREER	19	6 (2x)	13	4	6	3	3	3	7	9	2 (8x)	3 (3x)	4	2 (7x)	35
	@ WAS	last @ CHI	@ CHI	@ WAS	@ WAS	@ WAS	last @ CHI	@ MIN	@ SEA	@ SEA	last vs. CHI	last vs. CHI	@ CON	last vs. DAL	@ CHI
	7/20/16	9/16/16	9/16/16	7/20/16	7/20/16	7/20/16	7/20/16	6/29/16	5/26/17	5/26/17	8/27/17	8/27/17	6/14/17	5/29/18	9/16/16
PLAYOFFS	3	1	1	1	1	--	--	--	--	--	--	--	--	1	7
	vs. WAS	vs. WAS	vs. WAS	vs. WAS	vs. WAS	--	--	--	--	--	--	--	--	vs. WAS	vs. WAS
	9/10/17	9/10/17	9/10/17	9/10/17	9/10/17	--	--	--	--	--	--	--	--	9/10/17	9/10/17

2018 GAME-BY-GAME STATISTICS

PRESEASON

Opponent	Date	MIN	FGM	FGA	FG%	3PM	3PA	3P%	FTM	FTA	FT%	OR	DR	REB	AST	STL	BLK	TO	PF	PTS	+/-
vs. Dallas	5/7		NWT																		
vs. Los Angeles	5/8		NWT																		

REGULAR SEASON

at Chicago	5/20	5:49	0	2	0.000	0	1	0.000	0	0	0.000	0	0	0	0	0	1	0	1	0	-3
vs. Minnesota	5/25	17:14	3	7	0.429	1	3	0.333	2	2	1.000	0	1	1	0	1	0	1	1	9	-3
vs. Dallas	5/29	20:20	2	5	0.400	1	3	0.333	0	0	0.000	1	2	3	1	0	2	1	2	5	18
@ Indiana	6/2	16:11	0	4	0.000	0	3	0.000	2	2	1.000	0	2	2	0	1	1	0	0	2	12
vs. Phoenix	6/5	5:56	0	1	0.000	0	0	0.000	0	0	0.000	2	1	3	0	0	0	0	0	-7	
vs. Connecticut	6/7	5:11	0	1	0.000	0	1	0.000	0	0	0.000	0	3	3	1	0	1	1	2	0	0
vs. Indiana	6/10	DNP - Coach's Decision																			
vs. Las Vegas	6/13	8:54	1	4	0.250	0	1	0.000	0	0	0.000	1	1	2	0	1	0	0	1	2	5
@ Minnesota	6/16	11:53	3	4	0.750	1	2	0.500	2	2	1.000	1	1	2	0	0	1	1	1	9	7
vs. Atlanta	6/19	1:29	0	0	0.000	0	0	0.000	0	0	0.000	0	0	0	0	0	0	0	1	0	-5
@ Las Vegas	6/22	DNP - Coach's Decision																			
@ Los Angeles	6/24	5:46	1	1	1.000	0	0	0.000	0	0	0.000	0	1	1	0	1	0	1	0	2	5



GUARD

#15 BRITTANY BOYD

4TH SEASON | CALIFORNIA '15 | RICHMOND, CALIF. | 5-9 | BORN JUNE 11, 1993

YEAR-BY-YEAR AVERAGES

SEASON	TEAM	G	GS	MPG	FG%	3P%	FT%	OREB	DREB	RPG	APG	SPG	BPG	TO	PF	PPG
2015	NYL	30	4	14.3	.391	.267	.713	0.6	2.1	2.7	2.3	1.1	0.0	1.6	1.9	6.6
2016	NYL	33	9	19.7	.361	.167	.728	0.5	2.0	2.5	3.6	1.5	0.0	1.9	2.5	6.5
2017	NYL	2	2	15.8	.600	.000	.727	1.5	2.5	4.0	2.5	1.5	0.0	1.0	2.5	13.0
Career		65	15	17.1	.382	.209	.720	0.6	2.1	2.6	3.0	1.4	0.0	1.8	2.2	6.8

YEAR-BY-YEAR TOTAL

SEASON	TEAM	G	GS	MIN	FGM-A	3PM-A	FTM-A	OREB	DREB	REB	AST	STL	BLK	TO	PF	PTS
2015	NYL	30	4	430	59 - 151	8 - 30	72 - 101	17	64	81	70	35	2	48	58	198
2016	NYL	33	9	651	75 - 208	6 - 36	59 - 81	17	66	83	119	52	3	65	82	215
2017	NYL	2	2	32	9 - 15	0 - 1	8 - 11	3	5	8	5	3	0	2	5	26
Career		65	15	1113	143 - 374	14 - 67	139 - 193	37	135	172	194	90	5	115	145	439

CAREER TRANSACTIONS: Selected by the New York Liberty in the First Round of the 2015 WNBA Draft, ninth overall selection.

CAREER HIGHLIGHTS:

- Drafted in the first round (ninth overall) by the New York Liberty in the 2015 WNBA Draft
- Named to the WNBA All-Rookie Team in 2015.
- Led all rookies in steals per game (1.1 spg) and ranked sixth amongst first-year players in scoring (6.6 ppg) as a rookie in 2015.
- Finished 4th in the WNBA averaging 1.6 steals per game and 15th with 3.6 assists per game in 2016.
- Dished out a career-high 10 assists at Dallas on Sept. 11, 2016.
- Missed all but 2 games during the 2017 season due to a torn Achilles' tendon.

2017: Suffered a torn left Achilles' tendon in the 4th quarter of the Liberty's game against Minnesota on May 18, had a successful repair performed at Hospital for Special Surgery (HSS) on May 22, and missed the remainder of the 2017 WNBA season... Scored 16 points, 14 of which were scored during the second half. Also had 4 rebounds, 3 assists, and 2 steals in game against the Lynx (5/18)... Scored 8 of her 10 points in the 4th quarter, also had 2 assists and 1 steal in season-opening win over San Antonio (5/13).

2016: Appeared in 33 games, making 9 starts... Averaged 6.5 points, 3.6 assists and 1.6 steals per game... Finished the season ranked fourth in the WNBA in steals and 15th in assists... Led the Liberty in steals and tied for second with assists... Recorded 10 games with five or more assists and 10 games with at least three steals... Had five games scoring in double figures... Set a new career-high for assists for the second-straight game as she dished out 10 dimes against Dallas (9/11)... Had a career-high 8 assists to go along with 8

2016: Appeared in 33 games, making 9 starts... Averaged 6.5 points, 3.6 assists and 1.6 steals per game... Finished the season ranked fourth in the WNBA in steals and 15th in assists... Led the Liberty in steals and tied for second with assists... Recorded 10 games with five or more assists and 10 games with at least three steals... Had five games scoring in double figures... Set a new career-high for assists for the second-straight game as she dished out 10 dimes against Dallas (9/11)... Had a career-high 8 assists to go along with 8 points, and 6 rebounds in New York's win over the Sun (9/9)... In her second-straight start, Boyd thrived as she scored a season-high 19 points (7-of-8 FG) and dished out 6 assists in New York's win over the Mercury (9/3)... Tallied up 11 points, 3 rebounds 3 steals, and 2 assists in New York's victory at San Antonio (8/26)... Finished with a season-high 17 points while leading the Liberty with a career-best 7 assists, also tallying 3 steals in a win at Washington (7/20)... Was electric off the bench as she finished with 8 points, 3 steals, 3 rebounds, and 2 assists in 20 minutes of action against the Sun (7/17)... Finished with 8 points and 4 rebounds off the bench in the Liberty's setback at Minnesota (7/15)... Provided excellent energy coming off the bench, finishing 3-of-5 from the floor with 6 points, a team-high 4 assists and 2 rebounds in 20 minutes against the Stars (7/10)... Was 4-of-10 from the field scoring, 8 points with 2 assists, 2 rebounds, and 2 steals off the bench against the Sparks (7/3)... Snagged a team-high 3 steals, scoring 4 points in 14 minutes in a road win at Phoenix (7/1)... In 19 minutes of action she scored 8 points, dished out 3 assists and grabbed 2 boards in New York's OT win at Minnesota (6/29)... Was an efficient 4-for-6 from the field in 15 minutes, finishing with 8 points, 2 rebounds, 2 assists, and 2 steals in New York's overtime loss to Phoenix (6/26)... Dished out 3 assists in 11 minutes in New York's win over Chicago, and led the team with a +8 rating on the court (6/24)... Had 4 points, 4 rebounds, and 4 assists in the team's 80-72 victory over Connecticut (6/16)... Provided a spark off the bench, playing 12 minutes with 5 points, 4 assists, and a team-high 3 steals in a win over Dallas (6/14)... Was a perfect 5-for-5 from the field, scoring 10 points in the Liberty's win against the Storm (6/5)... Scored 7 points and had 5 assists in New York's 91-59 win over Indiana (6/3)... Had 9 points, 3 rebounds and 3 assists in New York's contest vs. Minnesota (5/31)... Scored 9 points in 16 minutes of action against the Sparks (5/21)... Started the season opener at Washington, finishing with 7 points and 4 assists (5/14).

PERSONAL: Grew up in Richmond, California and attended Berkeley High School... Was the No. 38 overall prospect and No. 8 point guard according to ESPN HoopGurlz... was invited to the USA



GUARD

#15 BRITTANY BOYD

4TH SEASON | CALIFORNIA '15 | RICHMOND, CALIF. | 5-9 | BORN JUNE 11, 1993

	PTS	FGM	FGA	3FGM	3FGA	FTM	FTA	OREB	DREB	REB	AST	STL	TO	BLK	MIN
SEASON	7 (2x)	3 (2x)	5	1 (2x)	2	4	4 (3x)	1	6	6	11	3	2 (2x)	1	22
	last @ LA	last @ LA	@ MIN	vs. MIN	vs. MIN	@ LV	@ LA	vs. PHO	@ LA	@ LA	vs. ATL	@ LV	@ LA	@ LV	@ LA
	6/24/18	6/24/18	6/16/18	6/16/18	6/16/18	6/22/18	6/24/18	6/5/18	6/24/18	6/24/18	6/19/18	6/22/18	6/24/18	6/22/18	6/24/18
CAREER	22	7	13	2 (2x)	5	8	11	3 (2x)	6 (2x)	8	11	4 (2x)	6	2	35
	vs. TUL	vs. PHO	@ CHI	last @ WAS	vs. TUL	vs. TUL	@ IND	last @ IND	last @ LA	@ IND	vs. ATL	last @ SAS	@ ATL	@ ATL	@ DAL
	8/15/15	9/03/16	9/16/16	7/20/16	8/15/15	8/15/15	8/23/15	9/01/15	6/24/18	9/01/16	6/19/18	8/19/15	6/21/15	6/21/15	9/11/16
PLAYOFFS	2	1	4		1				2	2	2	1	2		12
	vs PHO	vs. PHO	vs. PHO	--	vs. PHO	--	--	--	vs. PHO	vs. PHO	vs. PHO	vs. PHO	vs. PHO	--	vs. PHO
	9/24/16	9/24/16	9/24/16		9/24/16				9/24/16	9/24/16	9/24/16	9/24/16	9/24/16		9/24/16

2018 GAME-BY-GAME STATISTICS

PRESEASON

Opponent	Date	MIN	FGM	FGA	FG%	3PM	3PA	3P%	FTM	FTA	FT%	OR	DR	REB	AST	STL	BLK	TO	PF	PTS	+/-
vs. Dallas	5/7	DND-Injured Left Achilles Tendon																			
vs. Los Angeles	5/8	DND-Injured Left Achilles Tendon																			

REGULAR SEASON

at Chicago	5/20	DNT-Injured Left Achilles Tendon																			
vs. Minnesota	5/25	DND-Injured Left Achilles Tendon																			
vs. Dallas	5/29	DND-Injured Left Achilles Tendon																			
@ Indiana	6/2	DND-Injured Left Achilles Tendon																			
vs. Phoenix	6/5	4:02	1	3	0.333	0	0	0.000	0	0	0.000	1	0	1	0	0	0	1	0	2	-5
vs. Connecticut	6/7	11:17	0	3	0.000	0	1	0.000	3	4	0.750	0	3	3	1	0	0	1	2	3	-3
vs. Indiana	6/10	12:21	1	2	0.500	1	1	1.000	0	0	0.000	0	0	0	3	0	0	0	2	3	13
vs. Las Vegas	6/13	16:16	1	2	0.500	0	0	0.000	0	1	0.000	0	2	2	3	0	0	2	1	2	3
@ Minnesota	6/16	17:14	3	5	0.600	1	2	0.500	0	0	0.000	0	2	2	3	1	0	1	1	7	-12
vs. Atlanta	6/19	16:10	0	4	0.000	0	0	0.000	0	0	0.000	0	3	3	11	2	0	1	3	0	8
@ Las Vegas	6/22	16:28	1	7	0.143	0	2	0.000	4	4	1.000	0	2	2	5	3	1	1	2	6	-2
@ Los Angeles	6/24	22:37	3	8	0.375	0	0	0.000	1	4	0.250	0	6	6	8	1	0	2	4	7	3



FORWARD

#31 TINA CHARLES

9TH SEASON | CONNECTICUT '10 | QUEENS, N.Y. | 6-4 | BORN DEC. 5, 1988

YEAR-BY-YEAR AVERAGES

SEASON	TEAM	G	GS	MPG	FG%	3P%	FT%	OREB	DREB	RPG	APG	SPG	BPG	TO	PF	PPG
2010	CON	34	34	31.0	.487	.000	.763	3.8	7.9	11.7	1.5	0.7	1.6	2.0	2.1	15.5
2011	CON	34	34	33.4	.468	.000	.687	3.7	7.3	11.0	1.9	0.7	1.7	2.2	2.6	17.6
2012	CON	33	33	33.2	.499	.200	.802	3.7	6.7	10.5	1.7	0.5	1.4	2.2	1.9	18.0
2013	CON	29	29	32.8	.400	.000	.752	3.4	6.7	10.1	1.4	0.9	0.9	2.2	2.0	18.0
2014	NYL	34	34	32.9	.462	.000	.752	2.6	6.8	9.4	2.2	1.2	0.8	2.2	1.7	17.4
2015	NYL	34	34	31.0	.458	.200	.715	2.1	6.4	8.5	2.4	0.7	0.6	2.4	1.6	17.1
2016	NYL	32	32	33.7	.439	.347	.812	2.3	7.6	9.9	3.8	0.8	0.7	1.9	1.5	21.5
2017	NYL	34	34	32.2	44.2	34.8	80.4	2.0	7.3	9.4	2.6	0.8	0.7	2.3	2.2	19.7
Career		264	264	32.5	45.5	31.9	76.2	3.0	7.1	10.0	2.2	0.8	1.1	2.2	2.0	18.1

YEAR-BY-YEAR TOTALS

SEASON	TEAM	G	GS	MIN	FGM-A	3PM-A	FTM-A	OREB	DREB	REB	AST	STL	BLK	TO	PF	PTS
2010	CON	34	34	1054	206 - 423	0 - 1	116 - 152	129	269	398	51	25	57	71	72	528
2011	CON	34	34	1136	254 - 543	0 - 3	92 - 134	126	248	374	63	26	60	75	89	600
2012	CON	33	33	1096	250 - 501	1 - 5	93 - 116	123	222	345	57	17	47	74	64	594
2013	CON	29	29	951	218 - 545	0 - 3	85 - 113	98	195	293	42	27	28	64	57	521
2014	NYL	34	34	1119	236 - 511	0 - 0	118 - 157	89	231	320	74	44	30	77	57	590
2015	NYL	34	34	1053	243 - 531	1 - 5	93 - 130	72	216	288	83	24	23	82	56	580
2016	NYL	32	32	1077	273 - 622	17 - 49	125 - 154	74	243	317	121	27	25	63	48	688
2017	NYL	34	34	1095	262 - 593	24 - 69	123 - 153	69	249	318	87	28	24	80	74	671
Career		264	264	8580	1942 - 4269	43 - 135	845 - 1109	780	1873	2653	578	218	294	586	517	

PLAYOFF YEAR-BY-YEAR AVERAGES

SEASON	TEAM	G	GS	MPG	FG%	3P%	FT%	OREB	DREB	RPG	APG	SPG	BPG	TO	PF	PPG
2011	CON	2	2	36.0	.313	.000	.625	3.5	8.5	12.0	2.0	1.0	2.5	2.0	2.0	12.5
2012	CON	5	5	36.0	.469	.500	.696	4.2	5.8	10.0	1.0	0.8	2.6	1.8	3.6	18.6
2015	NYL	6	6	38.3	.434	.500	.789	2.0	6.7	8.7	4.0	0.1	0.6	2.0	2.3	20.3
2016	NYL	1	1	36.4	.417	.333	1.000	3.0	6.0	9.0	5.0	1.0	0.0	1.0	1.0	19.0
2017	NYL	1	1	36.2	47.1	50.0	50.0	1.0	5.0	6.0	1.0	0.0	0.0	2.0	3.0	18.0
Career		15	15	37.0	43.2	44.4	75.0	2.9	6.5	9.4	2.6	0.5	1.5	1.9	2.7	18.5

PLAYOFF YEAR-BY-YEAR TOTALS

SEASON	TEAM	G	GS	MIN	FGM-A	3PM-A	FTM-A	OREB	DREB	REB	AST	STL	BLK	TO	PF	PTS
2011	CON	2	2	72	10 - 32	0 - 0	5 - 8	7	17	24	4	2	5	4	4	25
2012	CON	5	5	180	38 - 81	1 - 2	16 - 23	21	29	50	5	4	13	9	18	93
2015	NYL	6	6	230	53 - 122	1 - 2	15 - 19	12	40	52	24	1	4	12	14	122
2016	NYL	1	1	36	5 - 12	1 - 3	8 - 8	3	6	9	5	1	0	1	1	19
2017	NYL	1	1	36	8 - 17	1 - 2	1 - 2	1	5	6	1	0	0	2	3	18
Career		15	15	555	114 - 264	4 - 9	45 - 60	44	97	141	39	8	22	28	40	277



FORWARD

#31 TINA CHARLES

9TH SEASON | CONNECTICUT '10 | QUEENS, N.Y. | 6-4 | BORN DEC. 5, 1988

CAREER TRANSACTIONS: Selected by the Connecticut Sun in the First Round of the 2010 WNBA Draft, first overall selection... Acquired from Connecticut in exchange for Kelsey Bone, Alyssa Thomas and 2015 first round draft pick on April 16, 2014... Re-signed with the Liberty on April 6, 2018.

CAREER HIGHLIGHTS:

- WNBA Most Valuable Player in 2012
- Five-time WNBA All-Star (2011, 2013, 2014, 2015, 2017)
- Named First Team All-WNBA 5 times (2011-12; 2015-17, and 1st player in Liberty franchise history to earn 1st Team honors for 3-straight seasons (2015-17)
- Named Second Team All-WNBA 3 times (2010, 2013-14)
- Received 1st Team WNBA All-Defensive Team honors for the 1st time in her career following the 2017 season
- Won a gold medal with Team USA at the 2012 Summer Olympic Games in London, and a second gold medal with Team USA at the 2016 Summer Olympic Games in Rio
- 11-time WNBA Eastern Conference Player of the Month (Last – Aug/Sept. 2017). Won WNBA record 4-straight Player of the Month awards in 2016.
- Named the Eastern Conference Player of the Week WNBA record 28 times in her career (Last – Sept. 4, 2017)
- Has 141 double-double performances in 264 career games, which ranks second in league history behind Lisa Leslie's 157
- Her 10.0 rebounds per game is the best rate in WNBA history and her 18.1 ppg scoring average ranks 8th all-time
- Became just the 3rd player in WNBA history to lead the league in scoring (21.5 ppg) and rebounding (9.9 rpg) in the same season in 2016.
- Led league in rebounding three-straight seasons (2010-12) and for a fourth time in 2016.
- Holds the 3rd and 4th highest single-season rebounding total in WNBA history (398 in 2010 and 374 in 2011)
- Became the fastest player in WNBA history to record 400, 500, 600 and 700 career rebounds
- First player in WNBA history to record three games with 20-points and 20-rebounds
- Has 10-career 30-point games, 7 of which have come with the Liberty (Last – 36 points vs. Dallas on June 2, 2017)
- Set WNBA record 23 double-doubles in a season in 2011
- New York Liberty all-time leading rebounder with 1,243 as a member of the Liberty
- Established rookie records for most rebounds in a game with 23 and double-doubles in a season with 22
- Unanimous choice for WNBA Rookie of the Year in 2010
- Selected as one of four finalists for the 2016 Sports Humanitarian of the Year Award.

2017: Started all 34 games for the Liberty, leading the team in scoring (19.7 ppg), rebounding (9.4 rpg), and 3-point field goal percentage (.348)... Finished the season ranked 3rd in the WNBA in scoring, 4th in rebounding, and 6th in minutes (32.2 mpg)... Named 1st Team All-WNBA for a 3rd-straight season... Named 1st Team WNBA All-Defensive for the 1st time in her career... Selected as Eastern Conference Player of the Month for July and August/September, increasing her league record to 11-career Player of the Month awards... Named Eastern Conference Player of the Week 7 times (6/5, 6/23, 7/24, 7/31, 8/21, 8/28, 9/4) establishing a new WNBA record by receiving the honor 28 times in her career... Recorded a new Liberty single-game record with 19 rebounds against Chicago, also breaking the franchise all-time rebounding mark in the same game... Received the WNBA Cares Community Assist Award for August 2017... Tallied 18 points and 6 rebounds in playoff game against Washington (9/10)... Recorded a double-double with 18 points and 18 rebounds, 1 shy of her season-high. Also had 3 assists and 1 steal in win at Dallas (9/3)... With her first basket of the game passed Chamique Holdsclaw to hold 20th place in scoring all alone with 4,738 points. 10 of her 22 points came within the first 5 minutes of the game. Also collected 8 rebounds in home-win over Chicago (8/27)... Scored 20 points to tie with Chamique Holdsclaw for 20th all-time in scoring at 4,716 points. Matched a season-high 3 steals. Pulled down 7 rebounds in home win over Washington (8/25)... Finished with a game-high 24 points and hauled in 7 rebounds in road-win over Connecticut (8/18)... Netted 21 points and pulled down 7 rebounds to move past DeLisha Milton-Jones for 6th place in WNBA history (8/13)... Led the Liberty with 26 points. Grabbed 7 rebounds and handed out a team-high 4 assists in win over Indiana (8/8)... Scored a game-high 25 points in a comeback win at Indiana. Collected 4 assists and 3 rebounds (7/28)... Managed her 10th double-double of the season with 24 points and 16 rebounds. Also dished out 2 assists and 1 block against Minnesota (7/25)... Poured in 28 points on 12-of-21 shooting against Connecticut. Also managed 17 rebounds, 2 short of her season high (7/19)... Scored 23 points with 1 assist in 33 minutes (7/14)... Scored 29 points for the second game in a row. Pulled down 8 rebounds and managed 2 take-aways at Phoenix (7/9)... Led the Liberty with 29 points and 12 rebounds. Also had 4 assists and 3 blocks against Seattle (7/6)... Finished with 21 points and 7 rebounds. Also had 5 assists and 3 blocks against Atlanta (7/2)... Led the team with a season-high 6 assists. Also scored 20 points and pulled down 11 rebounds to lead the Liberty in both categories against Connecticut (6/23)... Posted her 5th double-double of the year with 25 points and 10 rebounds in an overtime win at Dallas (6/16)... Recorded her 4th double-double of the season with 21 points, and 14 rebounds, 1 shy of her season-high, also had 3 assists against Seattle (6/11)... Scored 18 points, 17 of which came in the 1st half, and finished with a season-high 15 rebounds in win over Atlanta (6/7)... Finished with a career-high 36 points to for her 4th-straight game of 20-plus points, it was her 10th career 30-points game and 7th as a member of the Liberty, also had 10 rebounds and 3 assists in win over Dallas (6/2)... Scored the first 11 Liberty points over 5:23 of action and had 19 points in the 1st half, finished with 25 points to lead all scorers, also had 5 rebounds in game against Sparks (5/30)... Went 12-of-25 from the field, scoring a season-high 28 points at Seattle; scored 13 of her 28 points in the 1st 5:06 of the 3rd quarter and shot 8-of-10 in the period – also had 9 rebounds and 2 steals (5/26)... Earned her 1st double-double of the season with 22 points, 15 of which came during the 1st half, and 11 rebounds in a win at Phoenix (5/23).

PERSONAL: Full name is Tina Alexandria Charles... Daughter of Angella Holgate and Rawiston Charles... Majored in psychology... Consensus High School Player of the Year in 2006... Racked up 1,750 points, 1,224 rebounds, 440 assists and 432 blocks in three seasons at Christ The King... Awards in 2006 included Parade Magazine Player of the Year, Gatorade National Player of the Year, WBCA National Player of the Year, McDonald's Player of the Year, USA Today National Player of the Year and EA Sports National Player of the Year... Averaged 26.5 points, 14.8 rebounds, 5.5 assists, 5.2 blocks and 3.5 assists per game while leading Christ The King to a 30-0 record, a second straight state title, and a second straight No. 1 ranking in USA Today... As a junior in 2004-05, averaged 21.2 points, 13.8 rebounds and 6.2 blocks as Christ The King went 27-0, winning the state title while finishing No. 1 in the final USA Today poll... Charles led her junior varsity team to a 22-0 mark as a freshman... Off the court, Charles has earned great praise for her philanthropic endeavors... Has donated her entire WNBA salary to her Hopey's Heart foundation, which she founded in 2013 and has placed more than 260 AEDs worldwide... She paid \$32,000 to underwrite the construction of a school in Mali that opened in May of 2012, purchased a shipment of athletic shoes from Nike for girls and boys who attend Saint Jago High School in Spanish Town, St. Catherine, Jamaica, and donated \$7,275 to the Wes Leonard Heart Foundation, an organization that raises money to buy Automatic External Defibrillators (AEDs) for schools in Michigan... Charles also donated for the purchase of five AEDs to schools in New York and recently committed to funding five four-year full secondary-school scholarships for girls in Africa through Connect To Learn, a global initiative dedicated to helping educate children in impoverished areas.

TINA CHARLES - HOPEY'S HEART FOUNDATION

The Hopey's Heart Foundation was formed in memory of Tina Charles' late aunt Maureen "Hopey" Vaz, who died of multiple organ failure on March 9th, 2013. Hopey was known for having a very giving heart and when her own heart failed it was a tragic loss to her family and an eye-opener to Charles, who prior to the passing of her aunt, made a \$14,775 donation for ten Automated External Defibrillators (AED) to the New York Department of Education and the Wes Leonard Heart Team. The Hopey's Heart Foundation was founded to prevent Sudden Cardiac Arrest from claiming the lives of promising student athletes like Wes Leonard. It is committed to providing AEDs nationally for the prevention of heart and other injuries in student and amateur athletes through the provision of health education and medical equipment in schools, community and recreational centers. The Hopey's Heart Foundation is committed to improving sports safety and raising awareness of Sudden Cardiac Arrest throughout the country. Tina annually donates her entire WNBA salary to Hopey's Heart Foundation in order to place AEDs in areas of need.





FORWARD

#31 TINA CHARLES

9TH SEASON | CONNECTICUT '10 | QUEENS, N.Y. | 6-4 | BORN DEC. 5, 1988

	PTS	FGM	FGA	3FGM	3FGA	FTM	FTA	OREB	DREB	REB	AST	STL	TO	BLK	MIN
SEASON	34	13	25	3	5 (5x)	8	9	5	8 (3x)	12	5	3	6 (2x)	3 (23)	37
	vs. DAL	vs. DAL	vs. PHO	vs. DAL	last @ LV	vs. ATL	vs. ATL	vs. MIN	vs. CON	vs. MIN	vs. CON	vs. DAL	@ LV	last @ LV	vs. DAL
	5/29/18	5/29/18	6/5/18	5/29/18	6/22/18	6/19/18	6/19/18	5/25/18	6/7/18	5/25/18	6/7/18	5/29/18	6/22/18	6/22/18	5/29/18
CAREER	36	14 (3x)	27	3 (2x)	5 (3x)	19	24	9	17	23 (2x)	10	7	8	8	46
	vs. DAL	last @ CON	vs. PHO	last @ DAL	last vs. DAL	vs. PHO	vs. PHO	@ MIN	@ ATL	last vs. LAS	@ ATL	vs. ATL	last @ ATL	vs. WAS	@ CHI
	6/2/17	8/14/15	6/26/16	9/11/16	5/29/18	6/29/13	6/29/13	8/3/10	7/7/10	6/28/11	6/22/16	5/24/16	6/17/12	8/8/10	6/23/11
PLAYOFFS	25 (2x)	10 (4x)	27	1 (4x)	3	8	8	7	13	17	9	2 (2x)	5	4 (2x)	45
	last @ IND	last @ IND	vs. WAS	last vs. WAS	vs. PHO	vs. PHO	vs. PHO	vs. IND	@ ATL	@ ATL	vs. IND	last vs. IND	vs. IND	last vs. IND	vs. WAS
	9/27/15	9/27/15	9/18/15	9/10/17	9/24/16	9/24/16	9/24/16	10/5/12	9/18/11	9/18/11	9/23/15	10/5/12	9/29/15	10/5/12	9/18/15

2018 GAME-BY-GAME STATISTICS

PRESEASON

Opponent	Date	MIN	FGM	FGA	FG%	3PM	3PA	3P%	FTM	FTA	FT%	OR	DR	REB	AST	STL	BLK	TO	PF	PTS	+/-
vs. Dallas	5/7	7:25	2	4	.500	1	2	.500	2	2	100	0	4	4	0	1	0	1	0	7	+1
vs. Los Angeles	5/8		DNP-Head																		

REGULAR SEASON

at Chicago	5/20	30:10	8	20	0.400	1	4	0.250	2	3	0.667	1	3	4	0	2	0	3	3	19	-16
vs. Minnesota	5/25	30:01	8	16	0.500	1	5	0.200	1	3	0.333	5	7	12	2	0	0	1	3	18	-5
vs. Dallas	5/29	37:23	13	23	0.565	3	5	0.600	5	7	0.714	2	8	10	3	3	0	6	1	34	10
@ Indiana	6/2	36:39	9	22	0.409	0	4	0.000	5	5	1.000	2	8	10	2	0	2	4	4	23	-1
vs. Phoenix	6/5	36:33	12	25	0.480	1	4	0.250	0	0	0.000	2	6	8	4	2	0	4	3	25	-3
vs. Connecticut	6/7	37:10	9	18	0.500	0	5	0.000	6	7	0.857	1	8	9	5	0	3	2	1	24	0
vs. Indiana	6/10	34:16	4	15	0.267	0	1	0.000	5	6	0.833	1	3	4	3	1	3	3	1	13	3
vs. Las Vegas	6/13	31:09	9	15	0.600	1	5	0.200	0	0	0.000	0	1	1	3	0	0	2	3	19	-13
@ Minnesota	6/16	30:14	5	14	0.357	2	4	0.500	0	0	0.000	0	4	4	2	0	0	2	5	12	-7
vs. Atlanta	6/19	33:40	10	17	0.588	1	2	0.500	8	9	0.889	2	6	8	3	2	0	1	0	29	11
@ Las Vegas	6/22	31:55	6	18	0.333	2	5	0.400	0	0	0.000	2	6	8	5	1	3	6	3	14	-7
@ Los Angeles	6/24	27:01	5	15	0.333	0	3	0.000	0	1	0.000	1	3	4	0	1	0	1	3	10	-23



FORWARD

#31 TINA CHARLES

9TH SEASON | CONNECTICUT '10 | QUEENS, N.Y. | 6-4 | BORN DEC. 5, 1988

CAREER TRANSACTIONS: Selected by the Connecticut Sun in the First Round of the 2010 WNBA Draft, first overall selection... Acquired from Connecticut in exchange for Kelsey Bone, Alyssa Thomas and 2015 first round draft pick on April 16, 2014... Re-signed with the Liberty on April 6, 2018.

CAREER HIGHLIGHTS:

- WNBA Most Valuable Player in 2012
- Five-time WNBA All-Star (2011, 2013, 2014, 2015, 2017)
- Named First Team All-WNBA 5 times (2011-12; 2015-17, and 1st player in Liberty franchise history to earn 1st Team honors for 3-straight seasons (2015-17)
- Named Second Team All-WNBA 3 times (2010, 2013-14)
- Received 1st Team WNBA All-Defensive Team honors for the 1st time in her career following the 2017 season
- Won a gold medal with Team USA at the 2012 Summer Olympic Games in London, and a second gold medal with Team USA at the 2016 Summer Olympic Games in Rio
- 11-time WNBA Eastern Conference Player of the Month (Last – Aug/Sept. 2017). Won WNBA record 4-straight Player of the Month awards in 2016.
- Named the Eastern Conference Player of the Week WNBA record 28 times in her career (Last – Sept. 4, 2017)
- Has 141 double-double performances in 264 career games, which ranks second in league history behind Lisa Leslie's 157
- Her 10.0 rebounds per game is the best rate in WNBA history and her 18.1 ppg scoring average ranks 8th all-time
- Became just the 3rd player in WNBA history to lead the league in scoring (21.5 ppg) and rebounding (9.9 rpg) in the same season in 2016.
- Led league in rebounding three-straight seasons (2010-12) and for a fourth time in 2016.
- Holds the 3rd and 4th highest single-season rebounding total in WNBA history (398 in 2010 and 374 in 2011)
- Became the fastest player in WNBA history to record 400, 500, 600 and 700 career rebounds
- First player in WNBA history to record three games with 20-points and 20-rebounds
- Has 10-career 30-point games, 7 of which have come with the Liberty (Last – 36 points vs. Dallas on June 2, 2017)
- Set WNBA record 23 double-doubles in a season in 2011
- New York Liberty all-time leading rebounder with 1,243 as a member of the Liberty
- Established rookie records for most rebounds in a game with 23 and double-doubles in a season with 22
- Unanimous choice for WNBA Rookie of the Year in 2010
- Selected as one of four finalists for the 2016 Sports Humanitarian of the Year Award.

2017: Started all 34 games for the Liberty, leading the team in scoring (19.7 ppg), rebounding (9.4 rpg), and 3-point field goal percentage (.348)... Finished the season ranked 3rd in the WNBA in scoring, 4th in rebounding, and 6th in minutes (32.2 mpg)... Named 1st Team All-WNBA for a 3rd-straight season... Named 1st Team WNBA All-Defensive for the 1st time in her career... Selected as Eastern Conference Player of the Month for July and August/September, increasing her league record to 11-career Player of the Month awards... Named Eastern Conference Player of the Week 7 times (6/5, 6/23, 7/24, 7/31, 8/21, 8/28, 9/4) establishing a new WNBA record by receiving the honor 28 times in her career... Recorded a new Liberty single-game record with 19 rebounds against Chicago, also breaking the franchise all-time rebounding mark in the same game... Received the WNBA Cares Community Assist Award for August 2017... Tallied 18 points and 6 rebounds in playoff game against Washington (9/10)... Recorded a double-double with 18 points and 18 rebounds, 1 shy of her season-high. Also had 3 assists and 1 steal in win at Dallas (9/3)... With her first basket of the game passed Chamique Holdsclaw to hold 20th place in scoring all alone with 4,738 points. 10 of her 22 points came within the first 5 minutes of the game. Also collected 8 rebounds in home-win over Chicago (8/27)... Scored 20 points to tie with Chamique Holdsclaw for 20th all-time in scoring at 4,716 points. Matched a season-high 3 steals. Pulled down 7 rebounds in home win over Washington (8/25)... Finished with a game-high 24 points and hauled in 7 rebounds in road-win over Connecticut (8/18)... Netted 21 points and pulled down 7 rebounds to move past DeLisha Milton-Jones for 6th place in WNBA history (8/13)... Led the Liberty with 26 points. Grabbed 7 rebounds and handed out a team-high 4 assists in win over Indiana (8/8)... Scored a game-high 25 points in a comeback win at Indiana. Collected 4 assists and 3 rebounds (7/28)... Managed her 10th double-double of the season with 24 points and 16 rebounds. Also dished out 2 assists and 1 block against Minnesota (7/25)... Poured in 28 points on 12-of-21 shooting against Connecticut. Also managed 17 rebounds, 2 short of her season high (7/19)... Scored 23 points with 1 assist in 33 minutes (7/14)... Scored 29 points for the second game in a row. Pulled down 8 rebounds and managed 2 take-aways at Phoenix (7/9)... Led the Liberty with 29 points and 12 rebounds. Also had 4 assists and 3 blocks against Seattle (7/6)... Finished with 21 points and 7 rebounds. Also had 5 assists and 3 blocks against Atlanta (7/2)... Led the team with a season-high 6 assists. Also scored 20 points and pulled down 11 rebounds to lead the Liberty in both categories against Connecticut (6/23)... Posted her 5th double-double of the year with 25 points and 10 rebounds in an overtime win at Dallas (6/16)... Recorded her 4th double-double of the season with 21 points, and 14 rebounds, 1 shy of her season-high, also had 3 assists against Seattle (6/11)... Scored 18 points, 17 of which came in the 1st half, and finished with a season-high 15 rebounds in win over Atlanta (6/7)... Finished with a career-high 36 points to for her 4th-straight game of 20-plus points, it was her 10th career 30-points game and 7th as a member of the Liberty, also had 10 rebounds and 3 assists in win over Dallas (6/2)... Scored the first 11 Liberty points over 5:23 of action and had 19 points in the 1st half, finished with 25 points to lead all scorers, also had 5 rebounds in game against Sparks (5/30)... Went 12-of-25 from the field, scoring a season-high 28 points at Seattle; scored 13 of her 28 points in the 1st 5:06 of the 3rd quarter and shot 8-of-10 in the period – also had 9 rebounds and 2 steals (5/26)... Earned her 1st double-double of the season with 22 points, 15 of which came during the 1st half, and 11 rebounds in a win at Phoenix (5/23).

PERSONAL: Full name is Tina Alexandria Charles... Daughter of Angella Holgate and Rawiston Charles... Majored in psychology... Consensus High School Player of the Year in 2006... Racked up 1,750 points, 1,224 rebounds, 440 assists and 432 blocks in three seasons at Christ The King... Awards in 2006 included Parade Magazine Player of the Year, Gatorade National Player of the Year, WBCA National Player of the Year, McDonald's Player of the Year, USA Today National Player of the Year and EA Sports National Player of the Year... Averaged 26.5 points, 14.8 rebounds, 5.5 assists, 5.2 blocks and 3.5 assists per game while leading Christ The King to a 30-0 record, a second straight state title, and a second straight No. 1 ranking in USA Today... As a junior in 2004-05, averaged 21.2 points, 13.8 rebounds and 6.2 blocks as Christ The King went 27-0, winning the state title while finishing No. 1 in the final USA Today poll... Charles led her junior varsity team to a 22-0 mark as a freshman... Off the court, Charles has earned great praise for her philanthropic endeavors... Has donated her entire WNBA salary to her Hopey's Heart foundation, which she founded in 2013 and has placed more than 260 AED's worldwide... She paid \$32,000 to underwrite the construction of a school in Mali that opened in May of 2012, purchased a shipment of athletic shoes from Nike for girls and boys who attend Saint Jago High School in Spanish Town, St. Catherine, Jamaica, and donated \$7,275 to the Wes Leonard Heart Foundation, an organization that raises money to buy Automatic External Defibrillators (AEDs) for schools in Michigan... Charles also donated for the purchase of five AEDs to schools in New York and recently committed to funding five four-year full secondary-school scholarships for girls in Africa through Connect To Learn, a global initiative dedicated to helping educate children in impoverished areas.



FORWARD

#0 MARISSA COLEMAN

10TH SEASON | MARYLAND '09 | PORTLAND, OR. | 6-1 | BORN JANUARY 4, 1987

YEAR-BY-YEAR AVERAGES

SEASON	TEAM	G	GS	MPG	FG%	3P%	FT%	OREB	DREB	RPG	APG	SPG	BPG	TO	PF	PPG
2009	WAS	28	0	18.8	34.0	36.3	75.6	0.8	1.9	2.7	0.8	0.7	0.3	1.2	1.6	6.1
2010	WAS	34	1	19.5	39.7	40.2	75.6	0.7	2.6	3.3	1.5	0.8	0.3	1.2	2.0	6.5
2011	WAS	34	28	27.0	38.5	36.8	67.6	1.4	3.5	4.8	1.4	0.7	0.4	1.5	2.4	8.6
2012	LAS	34	2	16.1	31.9	25.5	90.0	0.7	1.9	2.6	1.1	0.6	0.2	0.7	1.3	3.1
2013	LAS	34	3	17.5	43.0	40.0	63.6	0.9	2.0	2.9	1.0	0.7	0.1	0.9	1.3	4.6
2014	IND	34	32	24.0	39.1	38.1	81.7	0.8	2.5	3.3	1.1	0.7	0.3	1.1	2.0	8.9
2015	IND	34	34	24.8	38.4	33.6	74.7	1.0	2.6	3.5	1.6	1.2	0.2	1.8	1.9	10.4
2016	IND	32	21	24.4	34.6	26.8	75.3	0.7	2.6	3.3	2.0	0.9	0.2	1.7	2.1	8.3
2017	IND	34	23	18.7	32.7	32.2	83.3	0.2	1.8	2.0	1.0	0.2	0.1	1.1	1.2	4.9
Career		298	144	21.2	37.2	34.5	75.9	0.8	2.4	3.2	1.3	0.8	0.2	1.3	1.7	6.9

YEAR-BY-YEAR TOTALS

SEASON	TEAM	G	GS	MIN	FGM-A	3PM-A	FTM-A	OREB	DREB	REB	AST	STL	BLK	TO	PF	PTS
2009	WAS	28	0	525	54 - 159	29 - 80	34 - 45	22	54	76	22	20	9	34	44	171
2010	WAS	34	1	663	75 - 189	41 - 102	31 - 41	25	87	112	50	29	12	42	67	222
2011	WAS	34	28	918	107 - 278	53 - 144	25 - 37	46	118	164	47	24	14	54	80	292
2012	LAS	34	2	548	37 - 116	14 - 55	18 - 20	24	63	87	36	21	8	24	44	106
2013	LAS	34	3	595	58 - 135	20 - 50	21 - 33	32	68	100	34	24	5	31	43	157
2014	IND	34	32	815	106 - 271	43 - 113	49 - 60	28	84	112	37	27	11	40	68	304
2015	IND	34	34	842	127 - 331	42 - 125	59 - 79	33	87	120	54	42	10	63	65	355
2016	IND	32	21	781	85 - 246	33 - 123	64 - 85	23	82	105	63	29	9	56	67	267
2017	IND	34	23	636	55 - 168	28 - 87	30 - 36	8	61	69	34	10	5	39	41	168
Career		298	144	6324	704 - 1893	303 - 879	331 - 436	241	704	945	377	226	83	383	519	2042

PLAYOFF YEAR-BY-YEAR AVERAGES

SEASON	TEAM	G	GS	MPG	FG%	3P%	FT%	OREB	DREB	RPG	APG	SPG	BPG	TO	PF	PPG
2009	WAS	2	0	26.5	31.6	50.0	100	1.5	3.5	5.0	1.5	2.0	2.0	3.5	1.5	10.5
2010	WAS	2	0	25.0	40.0	30.0	80.0	1.0	3.0	4.0	1.0	1.0	0.0	0.5	3.0	13.5
2012	LAS	4	0	7.8	33.3	33.3	100	0.3	0.5	0.8	0.3	0.2	0.0	0.0	0.5	2.0
2013	LAS	3	0	16.8	27.3	0.0	66.7	0.3	1.0	1.3	1.0	1.3	0.3	1.6	0.3	3.3
2014	IND	5	5	22.9	41.0	33.3	50.0	1.0	2.2	3.2	0.0	1.0	0.0	1.0	2.4	8.2
2015	IND	11	11	29.0	40.3	41.2	70.0	0.5	1.9	2.5	0.9	1.0	0.3	0.9	2.1	11.9
2016	IND	1	1	28.7	44.4	40.0	100	0.0	2.0	2.0	1.0	1.0	0.0	1.0	6.0	13.0
Career		28	17	23.1	39.0	37.1	76.0	0.6	1.9	2.5	0.7	1.0	0.3	1.0	1.9	9.0

PLAYOFF YEAR-BY-YEAR TOTALS

SEASON	TEAM	G	GS	MIN	FGM-A	3PM-A	FTM-A	OREB	DREB	REB	AST	STL	BLK	TO	PF	PTS
2009	WAS	2	0	53	6 - 19	4 - 8	5 - 5	3	7	10	3	4	4	7	3	21
2010	WAS	2	0	50	8 - 20	3 - 10	8 - 10	2	6	8	2	2	0	1	6	27
2012	LAS	4	0	31	2 - 6	2 - 6	2 - 2	1	2	3	1	1	0	0	2	8
2013	LAS	3	0	50	3 - 11	0 - 4	4 - 6	1	3	4	3	4	1	5	1	10
2014	IND	5	5	115	16 - 39	7 - 21	2 - 4	5	11	16	0	5	0	5	12	41
2015	IND	11	11	319	48 - 119	21 - 51	14 - 20	6	21	27	10	12	4	10	23	131
2016	IND	1	1	29	4 - 9	2 - 5	3 - 3	0	2	2	1	1	0	1	6	13
Career		28	17	647	87 - 223	39 - 105	38 - 50	18	52	70	20	29	9	29	53	251



FORWARD

#0 MARISSA COLEMAN

10TH SEASON | MARYLAND '09 | PORTLAND, OR. | 6-1 | BORN JANUARY 4, 1987

	PTS	FGM	FGA	3FGM	3FGA	FTM	FTA	OREB	DREB	REB	AST	STL	TO	BLK	MIN
SEASON	12	5 (2x)	12	2 (3x)	5	2 (2x)	2 (2x)	3	5 (2x)	7	5	4	2 (2x)	1 (2x)	32
	vs. DAL	last vs. CON	vs. CON	last vs. PHO	vs. CON	last vs. LV	last vs. LV	vs. PHO	last vs. ATL	vs. CON	last vs. LV	last vs. DAL	last vs. IND	last @ LV	vs. DAL
	5/29/18	6/7/18	6/7/18	6/5/18	6/7/18	6/13/18	6/13/18	6/5/18	6/19/18	6/7/18	6/13/18	5/29/18	6/10/18	6/22/18	5/29/18
CAREER	33	12 (2x)	25	6 (2x)	11	12	13	4 (2x)	7 (3x)	9 (2x)	9 (2x)	6 (2x)	6 (2x)	2 (4x)	41
	@ ATL	last @ ATL	@ ATL	last @ PHO	@ CHI	@ CON	@ CON	last vs. LAS	last @ PHO	last @ PHO	last @ ATL	last @ CON	last @ ATL	last @ ATL	@ MIN
	6/02/12	6/02/12	6/02/16	5/27/13	9/11/13	8/05/14	8/05/14	8/13/17	7/9/17	7/9/17	7/2/17	8/14/15	6/02/12	7/2/17	8/11/13
PLAYOFFS	5	2	7	--	2	1	2	1 (2x)	2 (2x)	3 (2x)	5	2	1	--	25
	@ IND	@ IND	@ IND	--	@ IND	@ IND	@ IND	last vs. IND	last vs. IND	last vs. IND	vs. IND	@ IND	@ IND	--	@ IND
	8/21/14	8/21/14	8/21/14	--	8/21/14	8/21/14	8/21/14	8/23/14	8/23/14	8/23/14	8/23/14	8/21/14	8/21/14	--	8/21/14

2018 GAME-BY-GAME STATISTICS

PRESEASON

Opponent	Date	MIN	FGM	FGA	FG%	3PM	3PA	3P%	FTM	FTA	FT%	OR	DR	REB	AST	STL	BLK	TO	PF	PTS	+/-
vs. Dallas	5/7	6:33	6	12	.500	2	4	.500	0	0	-	0	2	2	0	1	0	1	0	14	2
vs. Los Angeles	5/8	28:54	5	10	.500	2	3	.667	2	2	1.0	3	1	4	3	0	1	1	1	14	17

REGULAR SEASON

at Chicago	5/20	23:08	2	8	0.250	2	3	0.667	2	2	1.000	1	3	4	3	2	0	1	2	8	-5
vs. Minnesota	5/25	25:27	4	9	0.444	0	3	0.000	0	0	0.000	1	0	1	1	0	0	1	1	8	1
vs. Dallas	5/29	32:09	5	7	0.714	2	4	0.500	0	0	0.000	1	3	4	2	4	1	1	1	12	-3
@ Indiana	6/2	27:28	1	5	0.200	0	1	0.000	0	0	0.000	0	2	2	1	0	0	1	2	2	-3
vs. Phoenix	6/5	21:25	3	5	0.600	2	4	0.500	0	0	0.000	3	2	5	2	0	0	0	1	8	-4
vs. Connecticut	6/7	28:05	5	12	0.417	1	5	0.200	0	0	0.000	2	5	7	3	1	0	2	0	11	7
vs. Indiana	6/10	18:44	3	6	0.500	1	2	0.500	0	0	0.000	0	2	2	1	0	0	2	2	7	2
vs. Las Vegas	6/13	19:18	2	5	0.400	0	2	0.000	2	2	1.000	1	4	5	5	1	0	0	1	6	-4
@ Minnesota	6/16	12:40	0	2	0.000	0	1	0.000	0	0	0.000	0	0	0	1	0	0	0	1	0	-8
vs. Atlanta	6/19	17:22	1	4	0.250	0	2	0.000	0	0	0.000	1	5	6	1	1	0	1	1	2	5
@ Las Vegas	6/22	18:25	2	7	0.286	1	2	0.500	0	0	0.000	0	1	1	1	0	1	0	1	5	0
@ Los Angeles	6/24	10:53	0	1	0.000	0	1	0.000	0	0	0.000	0	1	1	0	0	0	0	2	0	-6



FORWARD

#0 MARISSA COLEMAN

10TH SEASON | MARYLAND '09 | PORTLAND, OR. | 6-1 | BORN JANUARY 4, 1987

CAREER TRANSACTIONS: Selected by the Washington Mystics in the First Round of the 2009 WNBA Draft, second overall selection... Traded to Los Angeles, February, 1 2012, in exchange for Noelle Quinn... Signed as a free agent by Indiana, March 29, 2014... Signed a contract extension with Indiana, September 14, 2016... Waived by Indiana April 25, 2018... Signed as a free agent by New York, May 1, 2018.

CAREER HIGHLIGHTS:

- Nine-year WNBA veteran and former No. 2 draft pick
- Eclipsed 2,000 career points during 2017 season
- 2015 WNBA All-Star
- Twice matched Fever playoff record with 5 3FGs during 2015 playoffs
- WNBA Finals in 2015 with Indiana

2017: Coleman averaged 4.9 points per game and reached double-figure scoring four times... she scored 19 points with five 3-pointers in a home win over defending champion Los Angeles, 5/24... she scored a season-high 20 points with a career-high six 3-pointers against Washington, 8/20... she became the 11th player to score 1,000 career points in Fever uniform at Chicago, 6/28, and eclipsed the 2,000-point mark of her career at Connecticut, 7/30.

PERSONAL: The daughter of Joni and Tony Coleman... she has a sister, Tonya, and a brother, Anthony... a lifelong resident of the Washington, D.C. area, she played at the University of Maryland following a prep career in the District... she was drafted by the Mystics and played her first two pro seasons in Washington... in November 2016, she opened a Mellow Mushroom pizza restaurant in nearby Roanoke, Va., with her former L.A. Sparks teammate Alana Beard... she chose Maryland over Duke, Connecticut, Tennessee and Florida... at St. John's College High School in the District of Columbia, she was a McDonald's and WBCA All-American, playing in both senior all-star games... she led all scorers with 19 points in the McDonald's game and was selected the East's MVP in the WBCA game... she also was a first team Parade All-American... Coleman was named first team All-USA by USA Today and was the Washington Post High School Player of the Year... she earned first team All-Met honors in her final two seasons... she was the 2004 and 2005 Washington D.C. Gatorade Player of the Year, leading the Cadets to a 59-9 record in her final two years... she led her squad to the Washington Catholic Athletic Conference title game every year, capturing the title in 2002 and 2004... she left the school with career records for points (2,057) and rebounds (1,750)... she averaged 21 points, 10 rebounds, three assists and two steals a game as a senior.



GUARD

#8 BRIA HARTLEY

5TH SEASON | CONNECTICUT '14 | NORTH BABYLON, N.Y. | 5-8 | BORN SEPTEMBER 30, 1992

YEAR-BY-YEAR AVERAGES

SEASON	TEAM	G	GS	MPG	FG%	3P%	FT%	OREB	DREB	RPG	APG	SPG	BPG	TO	PF	PPG
2014	WAS	34	29	27.1	38.0	32.7	78.0	0.6	1.6	2.1	3.1	0.7	0.0	2.5	1.8	9.7
2015	WAS	25	0	12.3	30.4	23.9	76.5	0.2	1.0	1.2	1.6	0.4	0.0	0.8	0.9	4.2
2016	WAS	24	5	16.9	37.6	36.2	80.0	0.4	1.6	2.0	2.3	0.4	0.0	1.4	1.8	6.5
2017	NYL	34	24	21.4	41.6	34.5	74.4	0.3	1.8	2.1	2.1	0.5	0.1	1.4	1.6	7.8
Career		117	58	20.2	37.9	32.7	77.5	0.4	1.5	1.9	2.3	0.6	0.0	1.6	1.6	7.3

YEAR-BY-YEAR TOTAL

SEASON	TEAM	G	GS	MIN	FGM-A	3PM-A	FTM-A	OREB	DREB	REB	AST	STL	BLK	TO	PF	PTS
2014	WAS	34	29	921	116 - 305	33 - 101	64 - 82	19	53	72	105	24	2	85	60	329
2015	WAS	25	0	306	34 - 112	11 - 46	26 - 34	4	26	30	41	12	1	21	23	105
2016	WAS	24	5	406	50 - 133	21 - 58	36 - 45	9	38	47	54	10	0	35	44	157
2017	NYL	34	24	727	99 - 238	38 - 110	29 - 39	10	61	71	70	19	5	49	55	265
Career		117	58	2361	299 - 788	103 - 315	155 - 200	42	178	220	270	65	8	190	182	856

PLAYOFF YEAR-BY-YEAR AVERAGES

SEASON	TEAM	G	GS	MPG	FG%	3P%	FT%	OREB	DREB	RPG	APG	SPG	BPG	TO	PF	PTS
2014	WAS	2	2	20.4	33.3	0.0	50.0	1.0	2.0	3.0	4.5	1.0	0.0	0.5	4.0	3.5
2015	WAS	1	0	6.0	0.0	0.0	0.0	0.0	1.0	1.0	1.0	0.0	0.0	0.0	1.0	0.0
2017	NYL	1	1	29.5	60.0	40.0	100	0.0	2.0	2.0	5.0	1.0	0.0	5.0	4.0	15.0
Career		4	3	19.1	42.9	25.0	66.7	0.5	1.8	2.3	3.8	0.8	0.0	1.5	3.3	5.5

PLAYOFF YEAR-BY-YEAR TOTALS

SEASON	TEAM	G	GS	MPG	FG%	3P%	FT%	OREB	DREB	RPG	APG	SPG	BPG	TO	PF	PTS
2014	WAS	2	2	41	3 - 9	0 - 2	1 - 2	2	4	6	9	2	0	1	8	7
2015	WAS	1	0	6	0 - 2	0 - 1	0 - 0	0	1	1	1	0	0	0	1	0
2017	NYL	1	1	29	6 - 10	2 - 5	1 - 1	0	2	2	5	1	0	5	4	15
Career		4	3	76	9 - 21	2 - 8	2 - 3	2	7	9	15	3	0	6	13	22



GUARD

#8 BRIA HARTLEY

5TH SEASON | CONNECTICUT '14 | NORTH BABYLON, N.Y. | 5-8 | BORN SEPTEMBER 30, 1992

	PTS	FGM	FGA	3FGM	3FGA	FTM	FTA	OREB	DREB	REB	AST	STL	TO	BLK	MIN
SEASON	18	7	13	4	8	3	2 (4x)	3	4 (2x)	5	6 (3x)	3 (2x)	5		33
	vs. PHO	vs. PHO	vs. PHO	vs. PHO	vs. PHO	vs. ATL	last vs. MIN	@ IND	last @ LA	@ IND	last @ MIN	@ LV	vs. LV	--	vs. PHO
	6/5/18	6/5/18	6/5/18	6/5/18	6/5/18	6/19/18	6/16/18	6/2/18	6/24/18	6/2/18	6/16/18	6/22/18	6/13/18		6/5/18
CAREER	26	11	16	4 (3x)	8 (2x)	6 (3x)	8	3	5 (3x)	6 (2x)	7	4	5 (5x)	2	39 (2x)
	@ SEA	@ SEA	@ SEA	last vs. NY	last vs. PHO	last @ CT	@ CHI	vs. IND	last @ WAS	last @ CT	vs. LA	@ ATL	last vs. LV	vs. DAL	last @ CT
	6/22/14	6/22/14	6/22/14	5/14/16	6/5/17	6/14/16	7/09/14	6/06/14	6/29/17	5/21/16	5/20/16	6/18/14	6/13/18	6/02/17	5/21/16
PLAYOFFS	15	6	10	2	5	1 (2x)	2	1 (2x)	2 (3x)	3 (2x)	5 (2x)	2	5		29
	vs. WAS	vs. WAS	vs. WAS	vs. WAS	vs. WAS	last vs. WAS	@ IND	last vs. IND	last vs. WAS	last vs. IND	last vs. WAS	@ IND	vs. WAS	--	vs. WAS
	9/10/17	9/10/17	9/10/17	9/10/17	9/10/17	9/10/17	8/21/14	8/23/14	9/10/17	8/23/14	9/10/17	8/21/14	9/10/17		9/10/17

2018 GAME-BY-GAME STATISTICS

PRESEASON

Opponent	Date	MIN	FGM	FGA	FG%	3PM	3PA	3P%	FTM	FTA	FT%	OR	DR	REB	AST	STL	BLK	TO	PF	PTS	+/-
vs. Dallas	5/7		NWT - Turkey																		
vs. Los Angeles	5/8		NWT - Turkey																		

REGULAR SEASON

at Chicago	5/20	31:33	3	10	0.300	1	3	0.333	1	2	0.500	1	2	3	6	0	0	1	1	8	-4
vs. Minnesota	5/25	22:38	2	10	0.200	0	2	0.000	0	0	0.000	1	1	2	3	1	0	0	3	4	-5
vs. Dallas	5/29	24:07	3	5	0.600	1	2	0.500	0	0	0.000	0	0	0	6	0	0	1	5	7	-6
@ Indiana	6/2	30:46	3	6	0.500	0	1	0.000	1	1	1.000	3	2	5	4	0	0	3	1	7	7
vs. Phoenix	6/5	33:33	7	13	0.538	4	8	0.500	0	2	0.000	2	1	3	5	2	0	3	1	18	-2
vs. Connecticut	6/7	28:43	3	4	0.750	2	3	0.667	1	2	0.500	2	1	3	5	0	0	1	3	9	1
vs. Indiana	6/10	27:39	5	9	0.556	2	4	0.500	0	0	0.000	0	4	4	1	0	0	3	4	12	-10
vs. Las Vegas	6/13	23:58	4	8	0.500	1	4	0.250	0	1	0.000	1	1	2	2	3	0	5	2	9	-18
@ Minnesota	6/16	22:46	3	7	0.429	1	2	0.500	2	2	1.000	0	2	2	6	2	0	2	0	9	-2
vs. Atlanta	6/19	23:50	3	8	0.375	0	3	0.000	3	3	1.000	0	1	1	5	0	0	2	3	9	-1
@ Las Vegas	6/22	23:32	2	9	0.222	0	5	0.000	0	0	0.000	2	1	3	4	3	0	3	4	4	-8
@ Los Angeles	6/24	17:23	1	5	0.200	1	3	0.333	0	2	0.000	0	4	4	2	0	0	2	3	3	-29



GUARD

#8 BRIA HARTLEY

5TH SEASON | CONNECTICUT '14 | NORTH BABYLON, N.Y. | 5-8 | BORN SEPTEMBER 30, 1992

CAREER TRANSACTIONS: Drafted No. 7 overall by the Seattle Storm in the 2014 WNBA Draft... Traded to the Washington Mystics on April 14, 2014... Traded to the New York Liberty on January 30, 2017 along with center Kia Vaughn in exchange for center Carolyn Swords... Re-signed with the Liberty as a restricted free agent on Feb. 9, 2018.

CAREER HIGHLIGHTS:

- Drafted in the 1st round, 7th overall by the Seattle Storm in 2014, and traded to the Washington Mystics on draft day.
- Named to the WNBA All-Rookie team in 2014
- Career .327 percent 3-point shooter, made a career-best 38 3-pointers in 2017, and shot a career-best .362 percent from three in 2016
- Averaged career-best 9.7 ppg and 3.1 apg during rookie season in 2014

2017: Appeared in all 34 games for the Liberty, making 24 starts... Averaged 7.8 ppg, 2.1 rpg and 2.1 apg... Finished the season ranked 22nd in the WNBA shooting .345 from 3-point range... Ranked 2nd on the Liberty with 38 made 3-pointers, the highest tally of her career... Averaged 10.8 ppg and scored in double figures 12 times over the final 17 games of the season, helping lead the Liberty to a 14-3 record over that stretch... Netted 15 points, including 2 3-pointers. Also had 5 assists and 2 rebounds in playoff game against Washington (9/10)... Scored 13 points, including 2 3-point shots. Grabbed 3 rebounds and handed out 2 assists in final regular-season game at Dallas (9/3)... Connected for 11 points, including a 3-point shot. Posted the highest +/- rating with 21 in a win over Chicago (8/27)... Against her former team, scored 10 points including a pair of 3-pointers. Grabbed 4 rebounds and handed out 3 assists in win over the Mystics (8/25)... Collected 12 points and 3 rebounds in road win over Indiana. Also put up 2 assists and 2 steals (8/23)... Dished out a season-high 6 assists. Managed 9 points, including 2 3-pointers, and 4 rebounds in win over Minnesota (8/20)... Hit a season-high 3 3-pointers to finish with 11 points, also posted 3 rebounds against Connecticut (8/18)... Matched a season-high 5 assists. Connected for 7 points in win over Los Angeles (8/13)... Reached 4-straight games in double figures, scoring 10 points with a couple of 3-pointers to go along with 2 assists in a win at Atlanta (8/11)... Managed 13 points to record her 3rd straight game scoring in double figures, her longest streak of the season, and longest such streak since 2014. Also had 3 rebounds and 2 assists against Indiana (8/8)... Scored 16 points, 1 shy of her season-high. Also had 3 rebounds and 3 assists at LA (8/4)... Matched her season-high with 17 points. Recorded a new season-high with 5 assists. Also managed 1 steal and 2 rebounds at San Antonio (8/1)... Matched her season-high with 17 points, going 3-of-3 from deep. Also managed 4 assists and 3 rebounds in win over Indiana (7/28)... Netted 10 points, including a pair of 3-pointers. Also had 3 rebounds against Connecticut (7/19)... Posted a team-high 15 points, including 3 3-pointers, to lead the Liberty in scoring for the 1st time. Was able to also collect 4 rebounds, 1 assist, 1 steal, and 1 block against Washington (7/16)... Finished with 5 points and also tied her career-high with 5 rebounds at Washington (6/29)... Scored double figures in back-to-back games for the 1st time this season. Finished with 13 points, shooting 5-of-7 from the floor. Also had a rebound, assist, and steal against Connecticut (6/23)... Scored a season-high 17 points, including a clutch erratic 3-pointer in OT at Dallas, eclipsing 10 points for the 3rd time over the previous 6 games (6/16)... Tied her season-high in scoring with 10 points, also tallied a season-high 3 steals against Seattle (6/11)... Finished the game with 10 points, a season-high, including a pair of 3-pointers against Dallas; also had 4 assists, 3 rebounds, and a career-best 2 blocks (6/2)... Had 3 assists and 4 rebounds in home opening win over San Antonio Stars (5/13).

PERSONAL: Born September 30, 1992... Parents are Dennis and Simone Hartley... Majored in communication sciences... Earned a Suffolk County Legislature proclamation for high academic achievement, community service and excellence in basketball... Son, Bryson Noah, born in January 2017.



GUARD

#5 KIA NURSE

1ST SEASON | CONNECTICUT '18 | HAMILTON, CANADA | 6-0 | BORN FEBRUARY 22, 1996

	PTS	FGM	FGA	3FGM	3FGA	FTM	FTA	OREB	DREB	REB	AST	STL	TO	BLK	MIN
SEASON	34	8	16	3 (3x)	8	15	16	3 (2x)	6	9	4	2 (2x)	4	1 (2x)	40
	@ IND	@ IND	@ IND	last vs. CON	@ IND	@ IND	@ IND	last vs. PHO	@ IND	@ IND	@ IND	last @ IND	@ IND	last @ IND	@ IND
	6/2/18	6/2/18	6/2/18	6/7/18	6/2/18	6/2/18	6/2/18	6/5/18	6/2/18	6/2/18	6/2/18	6/2/18	6/2/18	6/2/18	6/2/18
CAREER	34	8	16	3 (2x)	8	15	16	3 (2x)	6	9	4	2 (2x)	4	1 (2x)	40
	@ IND	@ IND	@ IND	last @ IND	@ IND	@ IND	@ IND	last vs. PHO	@ IND	@ IND	@ IND	last @ IND	@ IND	last @ IND	@ IND
	6/2/18	6/2/18	6/2/18	6/2/18	6/2/18	6/2/18	6/2/18	6/5/18	6/2/18	6/2/18	6/2/18	6/2/18	6/2/18	6/2/18	6/2/18

2018 GAME-BY-GAME STATISTICS

PRESEASON

Opponent	Date	MIN	FGM	FGA	FG%	3PM	3PA	3P%	FTM	FTA	FT%	OR	DR	REB	AST	STL	BLK	TO	PF	PTS	+/-
vs. Dallas	5/7	6:34	2	6	.333	0	2	.000	6	7	.857	2	2	4	1	0	0	3	2	10	-1
vs. Los Angeles	5/8	23:13	7	13	.538	3	6	.500	2	4	.500	1	1	2	1	1	0	1	2	19	+2

REGULAR SEASON

at Chicago	5/20	28:43	5	10	0.500	2	6	0.333	5	5	1.000	1	1	2	3	2	0	1	1	17	8
vs. Minnesota	5/25	34:02	4	12	0.333	3	6	0.500	3	3	1.000	1	4	5	2	0	1	1	2	14	-8
vs. Dallas	5/29	20:30	4	10	0.400	1	4	0.250	2	2	1.000	0	1	1	1	1	0	3	4	11	14
@ Indiana	6/2	40:25	8	16	0.500	3	8	0.375	15	16	0.938	3	6	9	4	2	1	4	2	34	10
vs. Phoenix	6/5	22:58	2	7	0.286	0	4	0.000	1	1	1.000	3	0	3	2	0	0	1	1	5	-4
vs. Connecticut	6/7	26:14	4	9	0.444	3	5	0.600	0	0	0.000	0	2	2	0	0	0	0	3	11	-4
vs. Indiana	6/10	28:10	3	5	0.600	2	4	0.500	2	4	0.500	0	2	2	3	0	0	0	3	10	4
vs. Las Vegas	6/13	18:16	1	7	0.143	1	4	0.250	0	0	0.000	0	1	1	3	0	0	0	4	3	-4
@ Minnesota	6/16	18:25	2	5	0.400	0	2	0.000	2	2	1.000	0	2	2	0	0	0	0	0	6	-6
vs. Atlanta	6/19	28:23	4	12	0.333	1	6	0.167	2	4	0.500	0	3	3	1	1	0	1	2	11	0
@ Las Vegas	6/22	21:35	4	6	0.667	1	3	0.333	4	4	1.000	2	1	3	1	0	0	0	2	13	-10
@ Los Angeles	6/24	13:11	0	1	0.000	0	0	0.000	1	2	0.500	0	1	1	1	0	0	0	1	1	-4



GUARD

#5 KIA NURSE

1ST SEASON | CONNECTICUT '18 | HAMILTON, CANADA | 6-0 | BORN FEBRUARY 22, 1996

CAREER TRANSACTIONS: Selected by the New York Liberty in the First Round of the 2018 WNBA Draft, 10th overall selection.

PERSONAL: Named the 2018 WBCA and American Athletic Conference Defensive Player of the Year ... finished her collegiate career with more than 1,600 points and 400 assists while adding 185 steals and 395 rebounds ... a two-time CoSIDA Third Team Academic All-American ... a 2017 American Athletic Conference Second Team honoree ... named to the 2016 American Athletic Conference Third Team... a 2015 American Athletic Conference Freshman of the Year ... selected to the 2015 American Athletic Conference All-Freshman Team... a two-time NCAA Champions (2015, 2016)... scored a career high 33 points versus DePaul on December 1, 2016 ... netted a career-high nine threes versus Syracuse on March 20, 2017... averaged double-figures in points three out of her four seasons with the Huskies... shot over 50-percent from the floor as a senior... shot over 40-percent from three in three out of her four seasons at UConn.



GUARD

#10 EPIPHANNY PRINCE

9TH SEASON | RUTGERS | BROOKLYN, N.Y. | 5-9 | BORN JAN. 11, 1988

YEAR-BY-YEAR AVERAGES

SEASON	TEAM	G	GS	MPG	FG%	3P%	FT%	OREB	DREB	RPG	APG	SPG	BPG	TO	PF	PPG
2010	CHI	34	2	19.6	.427	.338	.784	0.4	1.6	2.0	2.7	1.6	0.1	1.7	2.0	9.8
2011	CHI	34	27	29.4	.375	.373	.804	0.7	1.4	2.1	3.0	2.3	0.3	1.6	2.2	13.6
2012	CHI	26	25	30.0	.442	.407	.899	0.9	2.6	3.5	3.1	1.8	0.2	2.0	2.2	18.1
2013	CHI	31	31	30.0	.376	.396	.900	0.6	2.1	2.7	3.0	1.6	0.3	1.3	1.5	15.0
2014	CHI	26	24	32.3	.383	.327	.876	0.6	2.3	3.0	3.8	1.8	0.4	1.7	2.4	15.0
2015	NYL	24	23	28.6	.467	.356	.900	0.8	2.1	2.9	3.4	1.9	0.2	1.5	1.3	15.0
2016	NYL	6	0	13.9	.400	.364	1.000	0.2	1.3	1.5	0.7	0.3	0.0	0.3	1.3	5.2
2017	NYL	28	25	26.8	40.1	34.4	87.8	1.1	2.5	3.6	2.9	1.2	0.2	1.2	1.8	12.0
Career		209	157	27.4	40.7	37.0	86.4	0.7	2.0	2.7	3.0	1.8	0.2	1.6	1.9	13.7

YEAR-BY-YEAR TOTALS

SEASON	TEAM	G	GS	MIN	FGM-A	3PM-A	FTM-A	OREB	DREB	REB	AST	STL	BLK	TO	PF	PTS
2010	CHI	34	2	665	117 - 274	24 - 71	76 - 97	14	54	68	92	55	5	60	67	334
2011	CHI	34	27	1001	162 - 432	50 - 134	90 - 112	23	48	71	102	79	13	57	76	464
2012	CHI	26	25	780	157 - 355	59 - 145	98 - 109	24	67	91	80	47	7	52	58	471
2013	CHI	31	31	930	148 - 394	61 - 154	108 - 120	18	66	84	93	51	12	43	45	465
2014	CHI	26	24	840	123 - 321	32 - 98	113 - 129	16	61	77	100	49	11	45	62	391
2015	NYL	24	23	686	136 - 291	26 - 73	63 - 70	19	51	70	82	47	5	38	32	361
2016	NYL	6	0	83	10 - 25	4 - 11	7 - 7	1	8	9	4	2	0	2	8	31
2017	NYL	28	25	751	116 - 289	33 - 96	72 - 82	32	69	101	81	35	7	35	50	337
Career		209	157	5735	969 - 2381	289 - 782	627 - 726	147	424	571	634	365	60	332	398	2854

PLAYOFF YEAR-BY-YEAR AVERAGES

SEASON	TEAM	G	GS	MPG	FG%	3P%	FT%	OREB	DREB	RPG	APG	SPG	BPG	TO	PF	PPG
2013	CHI	2	2	33.5	.333	.286	1.000	0.0	1.5	1.5	0.5	1.5	0.0	0.0	3.0	14.5
2014	CHI	9	9	29.1	.296	.273	.800	1.0	2.4	3.4	2.1	1.5	0.7	1.4	2.7	9.2
2015	NYL	6	6	32.6	.359	.379	.750	0.7	2.2	2.8	3.0	1.1	0.3	1.8	1.7	13.2
2016	NYL	1	0	16.7	.500	.667	1.000	2.0	1.0	3.0	3.0	0.0	0.0	0.0	3.0	12.0
2017	NYL	1	1	34.6	44.4	28.6	100	0.0	5.0	5.0	2.0	1.0	0.0	2.0	1.0	12.0
Career		19	18	30.3	33.6	32.9	84.3	0.8	2.3	3.1	2.3	1.3	0.5	1.4	2.3	11.3

PLAYOFF YEAR-BY-YEAR TOTALS

SEASON	TEAM	G	GS	MIN	FGM-A	3PM-A	FTM-A	OREB	DREB	REB	AST	STL	BLK	TO	PF	PTS
2013	CHI	2	2	67	8 - 24	2 - 7	11 - 11	0	3	3	1	3	0	0	6	29
2014	CHI	9	9	262	29 - 98	9 - 33	16 - 20	9	22	31	19	14	7	13	24	83
2015	NYL	6	6	196	28 - 78	11 - 29	12 - 16	4	13	17	18	7	2	11	10	79
2016	NYL	1	0	17	4 - 8	2 - 3	2 - 2	2	1	3	3	0	0	0	3	12
2017	NYL	1	1	35	4 - 9	2 - 7	2 - 2	0	5	5	2	1	0	2	1	12
Career		19	18	575	73 - 217	26 - 79	43 - 51	15	44	59	43	25	9	26	44	215



GUARD

#10 EPIPHANNY PRINCE

9TH SEASON | RUTGERS | BROOKLYN, N.Y. | 5-9 | BORN JAN. 11, 1988

	PTS	FGM	FGA	3FGM	3FGA	FTM	FTA	OREB	DREB	REB	AST	STL	TO	BLK	MIN
SEASON	8	3	8	1 (3x)	2 (4x)	2	2	1	1 (3x)	2 (2x)	2 (2x)	2	3		24
	@ MIN	@ MIN	@ LV	last @ LA	last @ LA	@ LV	@ LV	@ MIN	last @ LV	last @ LA	last @ LA	@ LA	@ LA	--	@ LA
	6/16/18	6/16/18	6/22/18	6/24/18	6/24/18	6/22/18	6/22/18	6/16/18	6/22/18	6/24/18	6/24/18	6/24/18	6/24/18		6/24/18
CAREER	33	12 (2x)	25	6 (2x)	11	12	13	4 (2x)	7 (3x)	9 (2x)	9 (2x)	6 (2x)	6 (2x)	2 (4x)	41
	@ ATL	last @ ATL	@ ATL	last @ PHO	@ CHI	@ CON	@ CON	last vs. LAS	last @ PHO	last @ PHO	last @ ATL	last @ CON	last @ ATL	last @ ATL	@ MIN
	6/02/12	6/02/12	6/02/16	5/27/13	9/11/13	8/05/14	8/05/14	8/13/17	7/9/17	7/9/17	7/2/17	8/14/15	6/02/12	7/2/17	8/11/13
PLAYOFFS	26	11	16 (3x)	4	7 (2x)	7	7	3	5 (2x)	8	7	3 (3x)	4	3	44
	vs. WAS	vs. WAS	last vs. WAS	vs. IND	last vs. WAS	vs. IND	vs. IND	@ ATL	last vs. WAS	@ ATL	@ ATL	last @ PHO	vs. IND	@ IND	vs. WAS
	9/18/15	9/18/15	9/18/15	9/23/15	9/10/17	9/20/13	9/20/13	8/22/14	9/10/17	8/22/14	8/22/14	9/9/14	9/29/15	8/30/14	9/18/15

2018 GAME-BY-GAME STATISTICS

PRESEASON

Opponent	Date	MIN	FGM	FGA	FG%	3PM	3PA	3P%	FTM	FTA	FT%	OR	DR	REB	AST	STL	BLK	TO	PF	PTS	+/-
vs. Dallas	5/7		NWT	Russia																	
vs. Los Angeles	5/8		NWT	Russia																	

REGULAR SEASON

at Chicago	5/20		DNT	Concussion																	
vs. Minnesota	5/25		DND	Concussion																	
vs. Dallas	5/29		DND	Concussion																	
@ Indiana	6/2		DNT	Concussion																	
vs. Phoenix	6/5		DND	Concussion																	
vs. Connecticut	6/7		DND	Concussion																	
vs. Indiana	6/10		DND	Concussion																	
v. Las Vegas	6/13	7:28	1	3	0.333	1	2	0.500	0	0	0.000	0	1	1	0	0	0	0	2	3	-11
@ Minnesota	6/16	14:09	3	5	0.600	1	2	0.500	1	1	1.000	1	1	2	2	0	0	2	1	8	-18
vs. Atlanta			DNP	Coach's Decision																	
@ Las Vegas	6/22	15:50	1	8	0.125	0	2	0.000	2	2	1.000	0	1	1	1	1	0	2	3	4	-7
@ Los Angeles	6/24	24:25	1	4	0.250	1	2	0.500	0	0	0.000	0	2	2	2	2	0	3	1	3	-22



GUARD

#10 EPIPHANNY PRINCE

9TH SEASON | RUTGERS | BROOKLYN, N.Y. | 5-9 | BORN JAN. 11, 1988

CAREER TRANSACTIONS: Selected by the Chicago Sky in the First Round of the 2010 WNBA Draft, seventh overall selection... Acquired from Chicago in exchange for Cappie Pondexter on Feb. 16, 2015.

CAREER HIGHLIGHTS:

- Second-Team All-WNBA selection in 2015
- Two-Time WNBA All-Star selection (2011, 2013)
- In 2011, led the WNBA in steals (79) and steals per game (2.3)
- Made at least 50 3-pointers in three of her five pro seasons
- Has 2,486 points over her six-year career
- Averaged double figures in scoring for five-straight seasons with a career-high of 18.1 ppg in 2012
- Named the Associated Press Comeback Player of the Year in 2017

2017: Appeared in 28 games, making 25 starts... Averaged 12.0 ppg, 3.6 rpg, 2.9 apg, and 1.3 spg... Led the Liberty in assists and steals and ranked 2nd in scoring... Finished the season ranked 15th in the WNBA in steals... Had 4 20-point games, with a season-high 24 in a win at Phoenix... Named the AP WNBA Comeback Player of the Year... Missed 6 games in June while competing for the Russian National Team in the 2017 EuroBasket Women Tournament in the Czech Republic... Named the WNBA Eastern Conference Player of the Week for the 5th time in her career on May 30... Connected on 2 3-pointers, finishing with 12 points. Also posted 5 rebounds and 2 assists against Washington (9/10)... Led all scorers with 20 points going 7-of-14 from the field. Posted 3 rebounds, 1 assist, and 1 block against Dallas (9/3)... Scored 16 points including 2 3-pointers, to lead the Liberty offensively in a win over San Antonio; marked her 5th straight game scoring in double figures, her longest streak of the season. Handed out 4 assists and collected 6 rebounds in 9th consecutive win (9/1)... Posted 11 points, 7 of which she scored within the first 4 minutes of the 3rd quarter. Also handed out 3 assists in 8th consecutive win, a victory over Chicago (8/27)... Recorded her 3rd 20-point game of the season. Knocked down a pair of 3-pointers and pulled down 4 rebounds in 7th consecutive win vs. Mystics (8/25)... Managed 11 points and 5 rebounds, shooting 3-of-4 from 3-point range, to propel Liberty to a road win against the Fever (8/23)... Finished with 15 points, including 2 3-point shots. Also managed 3 rebounds in home win over the Lynx (8/20)... Posted the highest +/- rating of all players with +18. Netted 18 points and grabbed 7 rebounds. Also had 5 assists in win over the Sparks (8/13)... Scored 12 points in win at Chicago, going 5-of-7 from the field. Also had 2 rebounds, 2 assists, and 1 steal (7/30)... Scored 19 points and went 8-of-15 from the floor. Managed 5 rebounds and tied her season-high of 4 steals against Minnesota (7/25)... Finished with 8 points and matched her career-high of 9 rebounds. Also dished out a team-high 4 assists at Phoenix (7/9)... Tallied 16 points, including a pair of 3-pointers. Also had 4 rebounds and 2 assists at Seattle (7/6)... Matched her career-high of 9 assists and had a season-high 2 blocks. Also scored 8 points in loss at Atlanta (7/2)... Scored 12 points and finished with a season-high 7 rebounds against Washington (6/29)... Saw action for the first time since May 30th. Scored 14 points, including a pair of 3-pointers. Also had a season-high 5 rebounds against Connecticut (6/23)... Scored 20+ points for the second time this season with 21 points, collected a season-high 4 steals -Liberty converted all of Prince's steals to points, also dished out 5 assists against LA (5/30)... Scored 19 points, dished out a season-high 7 assists, and pulled down a season-high 5 rebounds against Seattle (5/26)... Started for the 1st time since Sept. 29, 2015, scored the game-winning shot with 4.5 seconds left on the clock, netting a game-high 24 points and went 4-of-6 from deep against Phoenix; 1st time surpassing 20 points since Aug. 7, 2015 (5/23)... Collected 11 points, 2 assists, 2 steals, and 3 rebounds in season opening win over the San Antonio Stars (5/13).

PERSONAL: Epiphanny Prince is originally from Brooklyn, New York... She left Rutgers University a year early to play overseas... Prince holds the record for most points in a single high school basketball game with 113... Mother Kathy and Father Jerry were both in attendance at the 2010 WNBA Draft.



GUARD

#14 SUGAR RODGERS

6TH SEASON | GEORGETOWN '13 | SUFFOLK, VA. | 5-9 | BORN DEC. 8, 1989

YEAR-BY-YEAR AVERAGES

SEASON	TEAM	G	GS	MPG	FG%	3P%	FT%	OREB	DREB	RPG	APG	SPG	BPG	TO	PF	PPG
2013	MIN	28	0	7.6	.317	.313	.571	0.4	1.0	1.4	0.5	0.5	0.3	0.4	1.1	1.9
2014	NYL	34	0	16.6	.353	.289	.735	0.4	1.6	2.1	1.3	0.6	0.2	0.9	1.5	6.0
2015	NYL	33	5	18.7	.340	.320	.881	0.7	1.5	2.2	1.5	0.7	0.2	1.0	2.1	8.1
2016	NYL	33	33	30.5	.405	.413	.842	0.4	3.2	3.7	2.4	1.0	0.4	1.7	2.6	14.5
2017	NYL	33	15	25.6	.33.9	.34.2	.81.5	0.7	3.1	3.8	2.3	0.9	0.5	1.6	2.3	10.5
Career		161	53	20.2	36.1	35.3	82.0	0.5	2.1	2.7	1.6	0.8	0.3	1.2	2.0	8.4

YEAR-BY-YEAR TOTALS

SEASON	TEAM	G	GS	MIN	FGM-A	3PM-A	FTM-A	OREB	DREB	REB	AST	STL	BLK	TO	PF	PTS
2013	MIN	28	0	212	19 - 60	10 - 32	4 - 7	11	29	40	14	15	9	12	32	52
2014	NYL	34	0	564	72 - 204	24 - 83	36 - 49	14	56	70	44	23	10	33	52	204
2015	NYL	33	5	618	84 - 247	41 - 128	59 - 67	23	50	73	48	24	7	33	70	268
2016	NYL	33	33	1008	156 - 385	86 - 208	80 - 95	14	107	121	79	35	15	59	87	478
2017	NYL	33	15	844	120 - 354	63 - 184	44 - 54	23	103	126	77	30	17	53	76	347
Career		161	53	3246	451 - 1250	224 - 635	223 - 272	85	345	430	262	127	58	190	317	1349

PLAYOFF YEAR-BY-YEAR AVERAGES

SEASON	TEAM	G	GS	MPG	FG%	3P%	FT%	OREB	DREB	RPG	APG	SPG	BPG	TO	PF	PPG
2013	MIN	5	0	2.3	.250	.000	.500	0.2	0.0	0.2	0.0	0.0	0.0	0.0	0.6	0.6
2015	NYL	6	0	16.9	.372	.438	.875	0.8	0.8	1.7	2.5	1.0	0.3	1.5	1.7	8.8
2016	NYL	1	1	24.2	.444	.250	.667	0.0	2.0	2.0	3.0	0.0	0.0	0.0	2.0	11.0
2017	NYL	1	0	18.3	.37.5	.33.3	.0.0	0.0	3.0	3.0	3.0	1.0	0.0	2.0	2.0	8.0
Career		13	1	12.0	37.5	37.0	81.0	0.5	0.8	1.2	1.6	0.5	0.2	0.9	1.3	5.8

PLAYOFF YEAR-BY-YEAR TOTALS

SEASON	TEAM	G	GS	MIN	FGM-A	3PM-A	FTM-A	OREB	DREB	REB	AST	STL	BLK	TO	PF	PTS
2013	MIN	5	0	11	1 - 4	0 - 1	1 - 2	1	0	1	0	0	0	0	3	3
2015	NYL	6	0	102	16 - 43	7 - 16	14 - 16	5	5	10	15	6	2	9	10	53
2016	NYL	1	1	24	4 - 9	1 - 4	2 - 3	0	2	2	3	0	0	0	2	11
2016	NYL	1	0	18	3 - 8	2 - 6	0 - 0	0	3	3	3	1	0	2	2	8
Career		13	1	155	24 - 64	10 - 27	17 - 21	6	10	16	21	7	2	11	17	75



GUARD

#14 SUGAR RODGERS

6TH SEASON | GEORGETOWN '13 | SUFFOLK, VA. | 5-9 | BORN DEC. 8, 1989

	PTS	FGM	FGA	3FGM	3FGA	FTM	FTA	OREB	DREB	REB	AST	STL	TO	BLK	MIN
SEASON	16	5	10 (2x)	5	9	2	2 (2x)	2	5	6	5	2	2	1	27
	vs. IND	vs. IND	last @ LV	vs. IND	vs. IND	vs. ATL	vs. ATL	vs. LV	@ CHI	@ CHI	@ LV	@ CHI	vs. PHO	vs. LV	@ CHI
	6/10/18	6/10/18	6/22/18	6/10/18	6/10/18	6/19/18	6/19/18	6/13/18	5/20/18	5/20/18	6/22/18	5/20/18	6/5/18	6/13/18	5/20/18
CAREER	30	11	24	7	13	9 (2x)	10	4	7 (6x)	9	7	4 (5x)	5	3	45
	@ MIN	@ MIN	@ MIN	@ MIN	@ MIN	last vs. SEA	vs. SEA	vs. CHI	last vs. CHI	vs. LA	vs. SEA	last vs. SEA	vs. LAS	vs. SEA	@ DAL
	6/29/16	6/29/16	6/29/15	6/29/16	6/29/15	6/11/17	6/11/17	7/14/17	8/27/17	5/21/16	7/6/16	6/11/17	5/30/17	6/11/17	6/16/17
PLAYOFFS	20	6	12	4	6 (2x)	10	10	2	3	3 (2x)	5	2 (2x)	3	1 (2x)	26
	vs. WAS	@ WAS	vs. IND	vs. IND	last vs. WAS	vs. WAS	vs. WAS	@ WAS	va. WAS	last vs. WAS	vs. IND	last vs. WAS	vs. IND	last vs. IND	vs. WAS
	9/22/15	9/20/15	9/23/15	9/23/15	9/10/17	9/22/15	9/22/15	9/20/15	9/10/17	9/10/17	9/23/15	9/22/15	9/29/15	9/29/15	9/22/15

2018 GAME-BY-GAME STATISTICS

PRESEASON

Opponent	Date	MIN	FGM	FGA	FG%	3PM	3PA	3P%	FTM	FTA	FT%	OR	DR	REB	AST	STL	BLK	TO	PF	PTS	+/-
vs. Dallas	5/7	8:20	3	7	.429	2	5	.400	0	0	-	0	2	2	3	1	0	2	3	8	8
vs. Los Angeles	5/8	17:23	2	6	.333	1	2	.500	0	0	-	0	1	1	1	0	0	1	2	5	2

REGULAR SEASON

at Chicago	5/20	26:57	2	7	0.286	2	5	0.400	0	0	0.000	1	5	6	2	2	0	0	6	6	-10
vs. Minnesota	5/25	DND - Left Knee Sprain																			
vs. Dallas	5/29	DND - Left Knee Sprain																			
@ Indiana	6/2	DND - Left Knee Sprain																			
vs. Phoenix	6/5	15:33	1	5	0.200	1	4	0.250	0	0	0.000	0	2	2	2	1	0	2	2	3	-6
vs. Connecticut	6/7	3:13	0	0	0.000	0	0	0.000	0	0	0.000	0	0	0	0	0	0	1	2	0	-2
vs. Indiana	6/10	15:27	5	10	0.500	5	9	0.556	1	2	0.500	1	2	3	2	0	0	0	1	16	5
vs. Las Vegas	6/13	9:36	1	3	0.333	0	2	0.000	0	0	0.000	2	2	4	0	0	1	1	0	2	-11
@ Minnesota	6/16	19:12	1	4	0.250	1	4	0.250	0	0	0.000	0	4	4	2	1	0	0	1	3	5
vs. Atlanta	6/19	14:31	1	5	0.200	1	4	0.250	2	2	1.000	0	3	3	1	1	0	1	6	5	8
@ Las Vegas	6/22	24:10	4	10	0.400	2	5	0.400	0	0	0.000	1	4	5	5	1	0	2	1	10	-3
@ Los Angeles	6/24	18:12	2	5	0.400	1	3	0.333	0	0	0.000	0	1	1	0	0	0	0	0	5	-14



GUARD

#14 SUGAR RODGERS

6TH SEASON | GEORGETOWN '13 | SUFFOLK, VA. | 5-9 | BORN DEC. 8, 1989

CAREER TRANSACTIONS: Selected by the Minnesota Lynx in the Second Round of the 2013 WNBA Draft, 14th overall selection... Acquired from Minnesota in exchange for the rights to swap 2015 third round draft picks on April 16, 2014.

CAREER HIGHLIGHTS:

- Selected in the 2nd Round of the 2013 Draft by Minnesota.
- Named a WNBA All-Star for the 1st time in her career, representing the Eastern Conference in 2017 in Seattle
- Named the WNBA Sixth Woman of the Year in 2017
- In 2016, ranked 14th in the WNBA in scoring, averaging 14.5 ppg, and finished 2nd with 86 made 3-pointers and 5th shooting .413 from 3-point range in 2016.
- Has 11-career 20+ point scoring performances, including one in the playoffs.
- Scored a career-high 30 points in overtime win at Minnesota on June 29, 2016, tying the Liberty single-game record with 7 3-pointers.
- Saw her scoring average improve over each of her first four seasons in the WNBA.
- Set a new Liberty single-season record for made 3-pointers in a single-season with 86 in 2016 (Old record was 78 – Shameka Christon in 2011).
- Finished 3rd in the 2016 Most Improved Player voting after seeing her scoring average increase from 8.1 ppg to 14.5 ppg year over year.
- Ranks 8th in New York Liberty history with 214 3-point field goals

2017: Appeared in 33 games making 15 starts... Averaged 10.5 ppg and a career-best 3.8 rpg... Led the Liberty with 63 3-pointers and shot 34.4 percent from 3-point range... Named a WNBA Eastern Conference All-Star for the 1st time in her career... Named the 2017 WNBA 6th Woman of the Year... Named the AP WNBA 6th Woman of the Year... Posted 8 points and 3 rebounds in playoff game against Washington (9/10)... Scored 7 points in home-win over Chicago. Posted a new season-high with 6 assists. Matched her season-high with 7 rebounds (8/27)... Put up a game-high 16 points all in the 1st half. Also collected a season-high 7 rebounds against Indiana (8/23)... Sunk 5 baskets, including 3 3-pointers for 13 points. Also pulled down 5 rebounds in win over Connecticut (8/18)... Nailed a pair of 3-pointer to reach double figures with 12 points, also recording 3 assists, in a road win over Atlanta (8/11)... Hit 4-3 pointers for the 2nd consecutive game. Finished with 16 points and 5 rebounds. Managed 3 assists 1 steal and 1 block against San Antonio (8/1)... Hit 4 3-pointers, her highest since June 16th, to finish with 14 points. Dished out 3 assists and managed 1 steal in win at Chicago (7/30)... Finished with 9 points and hit a pair of clutch free throws with 11.2 to play in the 4th quarter to seal a comeback win at Indiana (7/28)... Scored 8 points, including a pair of 3-point shots in win over Connecticut. Also had a season-high 7 rebounds and 1 assist (7/19)... Delivered 14 points, including 3 3-pointers from off the bench. Also managed a team-high 5 assists and 4 rebounds against Washington (7/16)... Scored 14 points and had 3 rebounds. Also has 3 steals and 2 assists against Phoenix (7/9)... Finished with 8 points, 4 rebounds, and 3 assists in a win at Seattle (7/6)... Scored all 11 points in the 4th quarter, 9 of which came from 3 consecutive 3-pointers. Also matched her season-high with 7 rebounds against Atlanta (7/2)... Finished with 13 points, including 3 3-pointers. Also pulled down 3 rebounds and dished out an assist against Connecticut (6/23)... Drained 5 3-pointers to finish with 19 points, and converted a pair of free-throws that gave Liberty the lead in OT at Dallas, also had 5 rebounds (6/16)... Scored 12 points with a pair of 3-pointers, all of which came from the second half, and also had 4 rebounds and 2 assists against Connecticut (6/14)... Tied her season-high in scoring with 21 points, going 9-of-10 from the free throw line, recorded a career-high 3 blocks, and a season-high 5 assists against Seattle (6/11)... In win over Atlanta Dream finished with 16 points, including 3 3-pointers and also had 5 rebounds (6/7)... Shot 3-of-5 from 3-point range to finish with 13 points and 3 assists against the Sparks (5/30)... Scored season-high 21 points, going 6-of-11 from deep, an also tied her career-high of 2 blocks against Seattle (5/26)... In win over Mercury, had 8 points and 2 blocks, 1 of which sealed the Liberty's win with 2 seconds to play (5/23)... Scored 19 of her game-high 20 points in the first half, hitting 4 3-pointers, and pulled down 7 rebounds against the Lynx (5/18)... Scored 7 points and pulled down 5 rebounds against the San Antonio Stars in season opener (5/13).

PERSONAL: Full name is Ta'Shauna Rodgers, but goes exclusively by "Sugar"... Born in Suffolk, Virginia... A McDonald's All-American who participated in the three-point competition placing second at the annual game... Three-time Tidewater Conference Player of the Year... Earned team MVP honors all four seasons at King's Fork High School... Virginia First Team All-State honoree... Won Southeastern District Regular Season and Tournament MVP awards her senior year... Four-time all-district selection... Nike Nationals MVP and 2007 AAU U-16 MVP playing for coach Boo Williams... Ranked 26th overall on HoopGurlz.com's top 100 ranking and fifth out of the shooting guards... Was the ninth-ranked player in the nation by slamonline.com and 20th by Mike Flynn's Blue Star Report... Scored 49 points in a game her senior season... Holds school records in career points, rebounds, assists and blocks.



CENTER

#41 KIAH STOKES

4TH SEASON | CONNECTICUT '15 | CEDAR RAPIDS, IOWA | 6-3 | BORN MARCH 30, 1993

YEAR-BY-YEAR AVERAGES																
SEASON	TEAM	G	GS	MPG	FG%	3P%	FT%	OREB	DREB	RPG	APG	SPG	BPG	TO	PF	PPG
2015	NYL	34	6	25.4	.547	.000	.688	1.8	4.7	6.4	0.8	0.7	1.9	1.0	2.2	5.8
2016	NYL	27	0	24.1	.641	.000	.627	2.3	5.1	7.4	0.7	0.6	1.4	1.1	2.9	6.9
2017	NYL	34	12	19.6	.53.1	0.0	.79.6	2.3	4.0	6.3	0.9	0.3	1.1	1.1	2.8	4.8
Career		95	18	22.9	57.1	0.0	70.2	2.1	4.6	6.7	0.8	0.6	1.5	1.1	2.6	5.8

YEAR-BY-YEAR TOTALS																
SEASON	TEAM	G	GS	MIN	FGM-A	3PM-A	FTM-A	OREB	DREB	REB	AST	STL	BLK	TO	PF	PTS
2015	NYL	34	6	862	82 - 150	0 - 2	33 - 48	60	159	219	26	24	67	37	76	197
2016	NYL	27	0	650	75 - 117	0 - 0	37 - 59	63	138	201	20	18	38	30	77	187
2017	NYL	34	12	666	60 - 113	0 - 1	43 - 54	77	137	214	30	12	39	40	94	163
Career		95	18	2178	217 - 380	0 - 3	113 - 161	200	434	634	76	54	144	107	247	547

PLAYOFF YEAR-BY-YEAR AVERAGES																
SEASON	TEAM	G	GS	MPG	FG%	3P%	FT%	OREB	DREB	RPG	APG	SPG	BPG	TO	PF	PTS
2015	NYL	6	0	26.2	.472	.000	.857	3.0	5.2	8.2	0.0	0.8	1.3	1.1	1.5	6.7
2016	NYL	1	0	10.2	.333	.000	.500	0.0	2.0	2.0	0.0	1.0	0.0	1.0	2.0	3.0
2017	NYL	1	0	16.3	.33.3	0.0	0.0	0.0	3.0	3.0	0.0	0.0	1.0	0.0	2.0	2.0
Career		8	0	23.0	45.2	0.0	77.8	2.3	4.5	6.8	0.0	0.8	1.1	1.0	1.6	5.6

PLAYOFF YEAR-BY-YEAR TOTALS																
SEASON	TEAM	G	GS	MPG	FG%	3P%	FT%	OREB	DREB	RPG	APG	SPG	BPG	TO	PF	PTS
2015	NYL	6	0	157	17 - 36	0 - 0	6 - 7	18	31	49	0	5	8	7	9	40
2016	NYL	1	0	10	1 - 3	0 - 0	1 - 2	0	2	2	0	1	0	1	2	3
2017	NYL	1	0	16	1 - 3	0 - 0	0 - 0	0	3	3	0	0	1	0	2	2
Career		8	0	184	19 - 42	0 - 0	7 - 9	18	36	54	0	6	9	8	13	45



CENTER

#41 KIAH STOKES

4TH SEASON | CONNECTICUT '15 | CEDAR RAPIDS, IOWA | 6-3 | BORN MARCH 30, 1993

	PTS	FGM	FGA	3FGM	3FGA	FTM	FTA	OREB	DREB	REB	AST	STL	TO	BLK	MIN
SEASON	6	3	4					3	9	12		2	3	3	16
	vs. ATL 6/19/18	vs. ATL 6/19/18	vs. ATL 6/19/18	--	--	--	--	@ IND 6/2/18	@ IND 6/2/18	@ IND 6/2/18	--	vs. ATL 6/19/18	@ MIN 6/16/18	vs. LV 6/13/18	vs. MIN 5/25/18
CAREER	23	6 (5x)	10		1 (3x)	11	12	7 (2x)	14	17	4 (2x)	4	5 (2x)	8	38
	vs. PHO 6/4/17	last vs. PHO 6/4/17	vs. PHO 6/4/17	--	last @ SEA 5/26/17	vs. PHO 6/4/17	vs. PHO 6/4/17	last @ PHO 7/9/17	vs. ATL 6/7/17	vs. ATL 6/7/17	last vs. SAS 9/1/17	vs. ATL 9/1/15	last @ IND 8/23/17	vs. CON 7/16/15	vs. ATL 6/22/16
PLAYOFFS	21	9	11			3 (2x)	4	5	8 (2x)	13		1 (6x)	2 (3x)	3	30
	vs. IND 9/23/15	vs. IND 9/23/15	vs. IND 9/23/15	--	--	last vs. IND 9/23/15	vs. WAS 9/18/15	vs. WAS 9/22/15	last @ IND 9/27/15	vs. WAS 9/22/15	--	last vs. PHO 9/24/16	last vs. WAS 9/10/17	vs. IND 9/23/15	vs. WAS 9/22/15

2018 GAME-BY-GAME STATISTICS

PRESEASON

Opponent	Date	MIN	FGM	FGA	FG%	3PM	3PA	3P%	FTM	FTA	FT%	OR	DR	REB	AST	STL	BLK	TO	PF	PTS	+/-
vs. Dallas	5/7		NWT - Left foot																		
vs. Los Angeles	5/8		NWT - Left foot																		

REGULAR SEASON

at Chicago	5/20	DND - Left foot																			
vs. Minnesota	5/25	16:37	2	3	0.667	0	0	0.000	0	0	0.000	2	0	2	0	0	1	0	1	4	7
vs. Dallas	5/29	16:04	1	1	1.000	0	0	0.000	0	0	0.000	2	4	6	0	0	0	0	3	2	-15
@ Indiana	6/2	25:46	1	2	0.500	0	0	0.000	0	0	0.000	3	9	12	0	0	0	2	5	2	-2
vs. Phoenix	6/5	DNP - Left foot																			
vs. Connecticut	6/7	DND - Left foot																			
vs. Indiana	6/10	DND - Left foot																			
vs. Las Vegas	6/13	11:28	0	2	0.000	0	0	0.000	0	0	0.000	0	1	1	0	0	3	0	3	0	-9
@ Minnesota	6/16	10:57	1	3	0.333	0	0	0.000	0	0	0.000	1	0	1	0	1	1	3	2	2	-16
vs. Atlanta	6/19	10:28	3	4	0.750	0	0	0.000	0	0	0.000	0	2	2	0	2	0	1	1	6	6
@ Las Vegas	6/22	11:58	0	1	0.000	0	0	0.000	0	0	0.000	2	4	6	0	1	0	0	2	0	1
@ Los Angeles	6/24	5:36	0	0	0.000	0	0	0.000	0	0	0.000	0	3	3	0	0	0	0	1	0	-3



CENTER

#41 KIAH STOKES

4TH SEASON | CONNECTICUT '15 | CEDAR RAPIDS, IOWA | 6-3 | BORN MARCH 30, 1993

CAREER TRANSACTIONS: Selected by the New York Liberty in the First Round of the 2015 WNBA Draft, 11th overall selection.

CAREER HIGHLIGHTS:

- Named to the 2015 WNBA All-Rookie Team
- Named to the 2015 WNBA All-Defensive Second Team
- WNBA Rookie of the Month for August 2015
- Career-high and Liberty single-game record eight blocks against Connecticut on July 16
- Ranks 3rd in New York Liberty history with 144-career blocked shots
- Ranks 10th in New York Liberty history with 634-career rebounds
- Finished the 2016 season ranked 6th in the WNBA in blocks (1.4 bpg) and 7th in rebounds (7.4 rpg)

2017: Appeared in 34 games making 12 starts at center. . . Averaged 4.8 ppg, 6.3 rpg, and 1.2 bpg. . . Led the Liberty in blocked shots and ranked 2nd on the team in rebounding. . . Finished the season ranked 11th in the WNBA in blocks and 17th in rebounding. . . Collected 3 rebounds and 2 points against Washington in the WNBA Playoffs (9/10). . . Knocked down 2 points and grabbed 7 rebounds. Also managed 2 assists, 2 blocks, and 1 steal at Dallas (9/3). . . Went 3-4 from the floor to finish with 6 points in a win over San Antonio. Set a new season-high, and matched her career-high with 4 assists. Also matched season-high with 3 blocks (9/1). . . Finished with her 4th double-double of the season scoring 10 points and pulling down 10 rebounds. Achieved a new season-high with 2 steals in win over Chicago (8/27). . . Came off the bench to score 12 points, her 4th game in double figures of the season, going 5-6 from the field. Pulled down 4 rebounds against Indiana (8/8). . . Managed 10 points and 16 rebounds, 1 short of her career-high, to post her 3rd double-double of the season in win at Chicago. Also had 3 blocks and 1 steal to tie both of her season-highs (7/30). . . Scored 6 points, going 4-4 from the free-throw line. Pulled down double-digit rebounds with 10. Also had 2 blocks in win over Indiana (7/28). . . In her 23 minutes of play posted a 17 +/- rating. Scored 4 points, collected 6 rebounds, and blocked two shots (7/19). . . Posted double-digit rebounds with 10. Also scored 5 points and had 3 blocks against Washington (7/16). . . Collected double digit rebounds for the first time since she recorded her career-high. Finished with 12 rebounds and 2 points in Phoenix (7/9). . . Scored 4 points and grabbed 3 rebounds at Seattle (7/6). . . In win over Seattle Storm scored 8 points and had 6 rebounds, also matched a season-high with 3 blocks (6/11). . . Had a career-high 17 rebounds with 9 coming from the first quarter, and also finished with 7 points, 2 blocks, and 3 assists in a win over Atlanta (6/7). . . Smashed her previous career-high, finishing with 23 points in a win over the Mercury; shot 11-of-12 from the free-throw line, also had 14 rebounds, 1 shy of her career-high, and 2 blocks (6/4). . . Finished with a new career-high of 15 rebounds, with 7 on the offensive glass, and also tied career high of 13 points shooting 6-of-8 from the field in win against Dallas (6/2). . . Had 2 rebounds, 1 assist, and a blocked shot against the Sparks (5/30). . . Pulled down season-high 8 rebounds, swatted away 3 shots, and scored 2 points against Seattle (5/26). . . Grabbed 7 rebounds, 3 points, and 2 assists in first road game against Phoenix (5/23). . . Posted 6 points and 3 rebounds in game versus Minnesota (5/18). . . In season opening win over the Stars collected 4 rebounds, 2 assists, and 2 points (5/13).

PERSONAL: Born on March 30, 1993 . . . Mother Julie Saddler and father Greg Stokes . . . Father was an All-American basketball player at the University of Iowa, played for the Philadelphia 76ers and won gold with the 1983 USA Pan American Games Team. Psychology major . . . Averaged 25.0 points, 14.8 rebounds and 5.1 blocks per game in her final year at Linn-Mar High School . . . Named to the 2010 United State Women's Youth Olympic Games Team.



CENTER

#7 KIA VAUGHN

10TH SEASON | RUTGERS '09 | BRONX, N.Y. | 6-4 | BORN JANUARY 24, 1987

YEAR-BY-YEAR AVERAGES

SEASON	TEAM	G	GS	MPG	FG%	3P%	FT%	OREB	DREB	RPG	APG	SPG	BPG	TO	PF	PPG
2009	NYL	34	1	11.6	.493	.000	.500	1.0	1.6	2.6	0.2	0.1	0.0	0.9	1.7	4.8
2010	NYL	30	0	8.1	.348	1.00	.650	0.5	0.9	1.4	0.3	0.2	0.2	0.6	1.5	2.1
2011	NYL	34	34	28.1	.497	.000	.786	2.8	3.9	6.7	1.1	1.1	0.7	1.7	2.9	10.1
2012	NYL	31	17	22.9	.430	.000	.656	1.5	3.4	5.0	0.9	0.5	0.8	1.0	2.5	6.4
2013	WAS	34	15	20.0	.425	.000	.761	1.5	3.7	5.2	0.6	0.7	1.0	1.5	2.3	6.9
2014	WAS	33	33	24.1	.458	.000	.634	1.8	4.5	6.3	1.2	0.9	0.4	1.4	2.3	9.0
2015	WAS	20	1	17.8	.451	.000	.667	1.1	3.1	4.2	1.0	0.3	0.3	1.2	2.1	5.7
2016	WAS	34	4	19.8	.503	.000	.750	1.2	3.1	4.3	0.6	0.5	0.5	0.9	1.4	6.3
2017	NYL	28	22	19.6	.536	.000	.583	1.9	3.0	4.9	0.7	0.4	0.3	0.8	2.0	5.8
Career		278	127	19.3	.466	.167	.678	1.5	3.0	4.5	0.7	0.6	0.5	1.2	2.1	6.4

YEAR-BY-YEAR TOTALS

SEASON	TEAM	G	GS	MIN	FGM-A	3PM-A	FTM-A	OREB	DREB	REB	AST	STL	BLK	TO	PF	PTS
2009	NYL	34	1	396	73 - 148	0 - 2	17 - 34	35	53	88	8	6	3	32	57	163
2010	NYL	30	0	243	24 - 69	1 - 1	13 - 20	15	27	42	10	6	6	18	44	62
2011	NYL	34	34	955	149 - 300	0 - 0	44 - 56	96	131	227	39	40	25	61	97	342
2012	NYL	31	17	710	89 - 207	0 - 0	21 - 32	48	106	154	27	16	25	31	76	199
2013	WAS	34	15	680	99 - 233	0 - 1	35 - 46	50	126	176	22	24	37	52	78	233
2014	WAS	33	33	795	135 - 295	0 - 2	26 - 41	60	147	207	39	31	15	47	75	296
2015	WAS	20	1	355	46 - 102	0 - 0	22 - 33	22	62	84	20	7	7	25	41	114
2016	WAS	34	4	672	97 - 193	0 - 0	21 - 28	41	106	147	21	20	18	32	49	215
2017	NYL	28	22	549	74 - 138	0 - 0	14 - 24	54	83	137	20	12	11	23	55	162
Career		278	127	5356	786 - 1685	1 - 6	213 - 314	421	841	1262	206	162	147	321	572	1786

PLAYOFF YEAR-BY-YEAR AVERAGES

SEASON	TEAM	G	GS	MPG	FG%	3P%	FT%	OREB	DREB	RPG	APG	SPG	BPG	TO	PF	PTS
2010	NYL	5	0	15.6	.625	.000	.462	1.0	2.0	3.0	0.6	0.0	0.6	1.0	1.8	5.2
2011	NYL	3	3	26.0	.571	.000	.900	2.0	4.3	6.3	1.3	1.0	0.3	1.0	1.7	8.3
2012	NYL	2	0	22.5	.417	.000	1.00	3.0	5.5	8.5	1.0	0.0	0.5	1.5	2.5	5.5
2013	WAS	3	3	24.9	.462	.000	.000	0.7	4.3	5.0	0.7	0.6	0.6	1.3	3.0	8.0
2014	WAS	2	2	23.0	.300	.000	.500	1.5	3.5	5.0	0.5	0.5	0.0	2.0	3.5	3.5
2015	WAS	3	0	16.6	.538	.000	.833	1.3	3.0	4.3	0.3	0.0	0.0	0.6	1.3	6.3
2017	NYL	1	1	14.8	0.0	0.0	0.0	1.0	4.0	5.0	0.0	0.0	0.0	2.0	0.0	0.0
Career		10	3	20.1	54.8	0.0	66.7	1.7	3.4	5.1	0.9	0.3	0.5	1.1	1.9	6.2

PLAYOFF YEAR-BY-YEAR TOTALS

SEASON	TEAM	G	GS	MIN	FGM-A	3PM-A	FTM-A	OREB	DREB	REB	AST	STL	BLK	TO	PF	PTS
2010	NYL	5	0	78	10 - 16	0 - 0	6 - 13	5	10	15	3	0	3	5	9	26
2011	NYL	3	3	78	8 - 14	0 - 0	9 - 10	6	13	19	4	3	1	3	5	25
2012	NYL	2	0	45	5 - 12	0 - 0	1 - 1	6	11	17	2	0	1	3	5	11
2013	WAS	3	3	75	12 - 26	0 - 0	0 - 0	2	13	15	2	2	2	4	9	24
2014	WAS	2	2	46	3 - 10	0 - 0	1 - 2	3	7	10	1	1	0	4	7	7
2015	WAS	3	0	50	7 - 13	0 - 1	5 - 6	4	9	13	1	0	0	2	4	19
2017	NYL	1	1	15	0 - 2	0 - 0	0 - 0	1	4	5	0	0	0	2	0	0
Career		19	9	386	45 - 93	0 - 1	22 - 32	27	67	94	13	6	7	23	39	112



CENTER

#7 KIA VAUGHN

10TH SEASON | RUTGERS '09 | BRONX, N.Y. | 6-4 | BORN JANUARY 24, 1987

	PTS	FGM	FGA	3FGM	3FGA	FTM	FTA	OREB	DREB	REB	AST	STL	TO	BLK	MIN
SEASON	8 (2x)	4	9			2	3	4	5 (2x)	9	3	3	4	1 (2x)	28
	last @ LV	@ LV	vs. ATL	--	--	vs. CON	vs. CON	vs. ATL	last @ LA	vs. ATL	vs. CON	vs. ATL	vs. IND	last @ LV	vs. ATL
	6/22/18	6/22/18	6/19/18			6/7/18	6/7/18	6/19/18	6/24/18	6/19/18	6/7/18	6/19/18	6/10/18	6/22/18	6/19/18
CAREER	24	12	16	1	1 (6x)	6	7	9	11	13	6	4 (2x)	6	4	38
	@ TUL	@ TUL	@ IND	@ CHI	last @ MIN	vs. CT	vs. IND	vs. ATL	vs. NY	@ MIN	@ NY	last vs. IND	@ CT	vs. DAL	@ SEA
	6/23/11	6/23/11	8/8/14	6/8/10	6/20/14	9/13/13	7/2/14	6/24/12	9/15/13	6/20/14	7/29/14	6/6/14	6/14/16	5/18/16	6/22/14
PLAYOFFS	13	6	12		1	6	6 (2x)	4	7 (3x)	9 (2x)	3	3	3 (3x)	2 (2x)	27 (3x)
	vs. IND	@ ATL	@ ATL	--	@ NY	vs. IND	last vs. IND	@ CT	last @ NY	last @ NY	vs. IND	vs. IND	last vs. IND	last @ ATL	last @ IND
	9/1/10	9/19/13	9/19/13		9/18/15	9/17/11	9/17/11	9/27/12	9/22/15	9/22/15	9/17/11	9/17/11	8/23/14	9/19/13	8/21/14

2018 GAME-BY-GAME STATISTICS

PRESEASON

Opponent	Date	MIN	FGM	FGA	FG%	3PM	3PA	3P%	FTM	FTA	FT%	OR	DR	REB	AST	STL	BLK	TO	PF	PTS	+/-
vs. Dallas	5/7	NWT - Turkey																			
vs. Los Angeles	5/8	NWT - Turkey																			

REGULAR SEASON

at Chicago	5/20		NWT - Turkey																			
vs. Minnesota	5/20		NWT - Turkey																			
vs. Dallas	5/29	13:56	1	3	0.333	0	0	0.000	0	0	0.000	1	1	2	0	2	0	1	2	2	6	
@ Indiana	6/2	9:05	0	0	0.000	0	0	0.000	0	0	0.000	0	1	1	0	0	0	1	0	0	5	
vs. Phoenix	6/5	19:54	1	5	0.200	0	0	0.000	0	0	0.000	1	4	5	0	1	0	0	3	2	-8	
vs. Connecticut	6/7	17:54	3	5	0.600	0	0	0.000	2	3	0.667	1	3	4	3	1	0	2	2	8	3	
vs. Indiana	6/10	23:44	2	4	0.500	0	0	0.000	0	0	0.000	1	0	1	2	2	1	4	3	4	-1	
vs. Las Vegas	6/13	25:13	3	6	0.500	0	0	0.000	1	2	0.500	0	4	4	1	0	0	0	1	7	-2	
@ Minnesota	6/16	12:40	2	3	0.667	0	0	0.000	0	0	0.000	0	2	2	0	2	0	3	4	4	2	
vs. Atlanta	6/19	28:03	2	9	0.222	0	0	0.000	0	0	0.000	4	5	9	0	3	0	2	3	4	6	
@ Las Vegas	6/22	20:35	4	7	0.571	0	0	0.000	0	0	0.000	3	3	6	0	0	1	1	4	8	-3	
@ Los Angeles	6/24	14:08	1	2	0.500	0	0	0.000	0	0	0.000	0	5	5	1	0	0	1	0	2	-8	



CENTER

#7 KIA VAUGHN

10TH SEASON | RUTGERS '09 | BRONX, N.Y. | 6-4 | BORN JANUARY 24, 1987

CAREER TRANSACTIONS: Selected in the first round (8th overall) by the New York Liberty in the 2009 WNBA Draft... Acquired by the Washington Mystics in addition to a 2013 2nd Round Pick (No. 17 overall) in exchange for a 2013 1st Round Pick (7th overall)... Traded to the New York Liberty on January 30, 2017 along with guard Bria Hartley in exchange for center Carolyn Swords... Re-signed with the Liberty as an unrestricted free agent on Feb. 9, 2018.

CAREER HIGHLIGHTS:

- Drafted 8th Overall by the New York Liberty in 2009
- Career averages of 6.4 points and 4.5 rebounds per game
- Career highs of 10.1 ppg and 6.7 rpg with New York in 2011; led the Liberty in rebounding that season.
- Has appeared in the WNBA Playoffs in 7 of her 9 WNBA seasons, advancing to the Eastern Conference Finals with New York in 2010

2017: Appeared in 28 games, making 22 starts at center... Averaged 5.8 points and 4.9 rebounds per game... Ranked 3rd on the Liberty in rebounding... Grabbed 5 rebounds against Washington in the WNBA Playoffs (9/10)... Scored 11 points and collected 6 rebounds against Dallas (9/3)... Went 5-6 from the floor to collect 10 points. Grabbed 6 rebounds in win over San Antonio (9/1)... Managed a team-high 9 rebounds, recorded a steal and block in home win over Washington (8/25)... Finished with 4 points and 3 rebounds, all of which came on offensive end. Also had 2 assists and 2 steals in road win over Indiana (8/23)... Posted 6 points and 7 rebounds for the 2nd-consecutive game in a home win over Los Angeles (8/13)... Scored 6 points and was 2nd on the team with 7 rebounds in a road win over the Dream (8/11)... Shot 4-6 from the field to finish with 8 points at San Antonio. Grabbed 3 rebounds and matched her season-high with 2 assists (8/1)... Connected on 3 shots for 6 points and pulled down 6 rebounds against Indiana (7/28)... Scored 6 points and pulled down 7 rebounds against Washington (7/16)... Connected on 4-of-8 field goals to finish with 8 points. Pulled down 4 rebounds and dished out 2 assists against Chicago (7/14)... Scored 7 points and had 4 rebounds against Phoenix (7/9)... Finished with a season-high 13 points and 11 rebounds to post her first double-double since July 29, 2014, and first double-digit rebounding effort since Aug. 5, 2015 in a win at Seattle (7/6)... Scored a season-high 10 points and had 8 rebounds against Atlanta. Also tied season-high for assists and steals with 2 and 1 respectively (7/2)... Finished with a season-high 9 rebounds and 2 blocks. Also scored 6 points against Washington (6/29)... Saw her first action since May 30th. Finished with 4 points, 4 rebounds, and a season-high 2 assists against Connecticut (6/23)... Missed 6 games in June while competing for the Czech Republic National Team in the 2017 EuroBasket Women Tournament in the Czech Republic... Posted a season-high 9 points and 5 rebounds in a win against the Mercury (5/23)... Scored 7 points and grabbed 5 rebounds against Minnesota (5/18)... Scored 4 of her 7 points in the first quarter against the Stars, also grabbed 3 rebounds (5/13).

PERSONAL: Born and raised in the Bronx... Eldest daughter of Aja Ellington, has seven younger brothers... Has a dog named Prince... Walked past Madison Square Garden everyday on her way to high school at St. Michael's Academy in mid-town Manhattan... Pre-game ritual is to listen to her favorite singer, Beyonce on her iPod... Wears No. 15 because one of her younger brothers was born on December 15... Journalism major at Rutgers... Credits her exceptional foot skills to double-dutch jump roping... The most surprising fact about her is her fear of clowns... Began playing basketball in middle school by the influence of her mother... Was named the 2005 New



CENTER

#17 AMANDA ZAHUI B.

4TH SEASON | MINNESOTA | STOCKHOLM, SWEDEN. | 6-5 | BORN SEPT. 8, 1993

YEAR-BY-YEAR AVERAGES

SEASON	TEAM	G	GS	MPG	FG%	3P%	FT%	OREB	DREB	RPG	APG	SPG	BPG	TO	PF	PPG
2015	TUL	31	0	9.7	.361	.333	.750	0.8	1.6	2.4	0.3	0.2	0.6	0.6	1.9	3.4
2016	NYL	33	1	11.3	.449	.188	.787	1.3	1.9	3.2	0.4	0.3	0.6	1.1	2.1	5.0
2017	NYL	29	0	5.3	.400	.250	.750	0.3	0.8	1.1	0.3	0.1	0.2	0.5	1.2	2.2
Career		93	1	8.9	.407	.283	.774	0.8	1.4	2.3	0.3	0.3	0.5	0.8	1.7	3.6

YEAR-BY-YEAR TOTALS

SEASON	TEAM	G	GS	MIN	FGM-A	3PM-A	FTM-A	OREB	DREB	REB	AST	STL	BLK	TO	PF	PTS
2015	TUL	31	0	300	39-108	12-36	15-20	26	49	75	10	7	19	20	58	105
2016	NYL	33	1	374	57-127	3-16	48-61	42	62	104	12	11	22	37	69	165
2017	NYL	29	0	155	26-65	2-8	9-12	9	22	31	10	5	6	15	35	63
Career		93	1	829	122-300	17-60	72-93	77	133	210	32	23	47	72	162	333

PLAYOFF YEAR-BY-YEAR AVERAGES

SEASON	TEAM	G	GS	MPG	FG%	3P%	FT%	OREB	DREB	RPG	APG	SPG	BPG	TO	PF	PTS
2015	TUL	2	0	5.9	.000	.000	.000	.000	1.5	1.5	0.0	0.0	0.5	0.0	0.0	0.0
2016	NYL	1	0	6.4	1.000	.000	.000	1.0	1.0	2.0	0.0	0.0	0.0	0.0	1.0	2.0
2017	NYL	1	0	1.2	0.0	0.0	0.0	0.0	1.0	1.0	0.0	0.0	0.0	0.0	0.0	0.0
Career		4	0	4.8	25.0	0.0	0.0	0.3	1.3	1.5	0.0	0.0	0.3	0.0	0.3	0.5

PLAYOFF YEAR-BY-YEAR TOTALS

SEASON	TEAM	G	GS	MPG	FG%	3P%	FT%	OREB	DREB	RPG	APG	SPG	BPG	TO	PF	PTS
2015	TUL	2	0	12	0-3	0-3	0-0	0	3	3	0	0	1	0	0	0
2016	NYL	1	0	6	1-1	0-0	0-0	1	1	2	0	0	0	0	1	2
2017	NYL	1	0	1	0-0	0-0	0-0	0	1	1	0	0	0	0	0	0
Career		4	0	19	1-4	0-3	0-0	1	5	6	0	0	1	0	1	2


CAREER TRANSACTIONS: Selected second in the first round (second overall) by the Tulsa Shock in the 2015 WNBA Draft... Acquired from Dallas along with a 2017 second round pick in exchange for New York's first round draft pick in 2017.

CAREER HIGHLIGHTS:

- Drafted second overall by the Tulsa Shock in the 2015 WNBA Draft.
- Scored a career-high 17 points against Minnesota on June 29, 2016.
- Made her first-career start at Minnesota on June 29, 2016, and nearly recorded a double-double with 15 points and 9 rebounds
- Shot .333 percent from 3-point range during rookie season.
- Career-best five blocked shots against San Antonio on June 14, 2015.

2017: Appeared in 29 games for the Liberty... Averaged 2.2 ppg and 1.1 rpg... Came off the bench to score a season-high 8 points. Also managed a season-high 6 rebounds in win over Chicago (8/27)... Knocked down a bucket for 2 points and 1 rebound in win against Indiana (8/23)... Matched her season-high with 7 points. Set a new season-high with 4 rebounds at Los Angeles (8/4)... Finished with 5 points, 1 rebound, and 1 assist at San Antonio (8/1)... Scored 2 points and pulled down 2 rebounds against Washington (7/16)... Posted her first 3-pointer of the season against Chicago (7/14)... Finished with 2 points and 1 rebound against Washington (6/29)... Recorded a season-high 7 points off the bench; also had 2 blocks and 2 rebounds against Dallas (6/16)... Scored a season-high 6 points and had 1 block against Connecticut (6/14)... Against Seattle had 1 assist, 1 rebound, and 1 steal (6/11)... Tied her season-high in scoring with 4 points in win over Atlanta Dream and also recorded her 1st block of the season (6/7)... Played for 8 minutes and pulled down a season-high 2 rebounds against Phoenix (6/4)... Scored 2 points and had 1 rebound against Dallas (6/2)... Played for 2 minutes in game versus LA (5/30)... In first road game, had 1 rebound and 1 assist against Phoenix (5/23)... Scored 4 points in the second half of the game against the Stars, also had 2 rebounds (5/13).

PERSONAL: Born on Sept. 8, 1993, in Stockholm, Sweden... Daughter of Annsö and Alex Zahui Bazoukou... Has a younger brother named Aaron... Annsö lived in Spain and France before moving to Stockholm, and Alex lived in his native country, the Ivory Coast, before moving to Sweden to pursue a career... Amanda began playing basketball after first experimenting with tennis, field hockey, soccer and circus classes as a child... Moved into her own apartment at 15 years old to attend a school where her basketball development would be most benefited... 2012 graduate of Igelstavikens Gymnasium... Named Rookie of the Year (2010) and Center of the Year (2011, 2012) while playing in Sweden... Has played on Sweden's national team since she was 13 years old... Considered playing for the University of Washington and the University of Louisville but chose Minnesota because, "It just felt like home."... Plays video games, car games in particular, as a hobby... Would attend Martin Luther King Jr.'s "I Have a Dream" speech if she could go back in time.



CENTER

#17 AMANDA ZAHUI B.

4TH SEASON | MINNESOTA | STOCKHOLM, SWEDEN. | 6-5 | BORN SEPT. 8, 1993

	PTS	FGM	FGA	3FGM	3FGA	FTM	FTA	OREB	DREB	REB	AST	STL	TO	BLK	MIN
SEASON	21	9	15	2 (2x)	5	2 (3x)	3	5	4 (2x)	8	1 (6x)	2 (2x)	5	1 (2x)	23
	@ LA	@ LA	@ LA	@ LA	@ LA	last vs. PHO	@ CHI	vs. PHO	last vs. MIN	vs. PHO	last @ MIN	last vs. IND	vs. PHO	last @ IND	@ LA
	6/24/18	6/24/18	6/24/18	6/24/18	6/24/18	6/5/18	5/20/18	6/5/18	5/25/18	6/5/18	6/16/18	6/10/18	6/5/18	6/2/18	6/24/18
CAREER	21	6 (4x)	12 (2x)	3	5	6	8	6	7	9 (3x)	4	2 (4x)	5	5	34
	@ LA	last @ CHI	last @ WAS	vs. PHO	@ LA	vs. DAL	vs. ATL	vs. SEA	@ MIN	last @ WAS	vs. PHO	last @ MIN	vs. PHO	@ SA	@ MIN
	6/24/18	5/20/18	7/20/16	9/13/15	6/24/18	5/15/16	7/13/16	9/7/16	6/29/16	7/20/16	9/13/15	6/29/16	6/5/18	6/14/15	6/29/16
PLAYOFFS	2	1	3		3			1	2	2 (2x)				1	7
	vs. PHO	vs. PHO	vs. PHO	--	vs. PHO	--	--	vs. PHO	@ PHO	last vs. PHO	--	--	--	@ PHO	@ PHO
	9/24/16	9/24/16	9/19/15		9/19/15			9/24/16	9/17/15	9/24/16				9/17/15	9/17/15

2018 GAME-BY-GAME STATISTICS

PRESEASON

Opponent	Date	MIN	FGM	FGA	FG%	3PM	3PA	3P%	FTM	FTA	FT%	OR	DR	REB	AST	STL	BLK	TO	PF	PTS	+/-
vs. Dallas	5/7		NWT																		
vs. Los Angeles	5/8		NWT																		

REGULAR SEASON

at Chicago	5/20	22:04	6	10	0.600	1	1	1.000	2	3	0.667	3	4	7	1	2	1	2	0	15	8
vs. Minnesota	5/25	14:16	1	5	0.200	0	3	0.000	2	2	1.000	1	4	5	1	0	0	1	3	4	-6
vs. Dallas	5/29	2:37	1	2	0.500	0	1	0.000	0	0	0.000	0	0	0	0	0	0	0	1	2	-5
@ Indiana	6/2	8:21	0	1	0.000	0	0	0.000	0	0	0.000	0	2	2	1	0	1	2	1	0	7
vs. Phoenix	6/5	15:54	3	6	0.500	1	3	0.333	2	2	1.000	5	3	8	1	0	0	5	4	9	7
vs. Connecticut	6/7	11:21	3	8	0.375	0	2	0.000	1	1	1.000	0	0	0	0	0	0	1	2	7	-13
vs. Indiana	6/10	18:34	1	2	0.500	1	2	0.500	0	0	0.000	0	3	3	1	2	0	2	2	3	0
vs. Las Vegas	6/13	11:09	2	5	0.400	0	2	0.000	0	0	0.000	2	0	2	0	0	0	1	4	4	-4
@ Minnesota	6/16	14:16	2	4	0.500	1	3	0.333	0	0	0.000	0	0	0	1	0	0	2	4	5	-14
vs. Atlanta	6/19	2:24	0	1	0.000	0	1	0.000	0	0	0.000	0	0	0	0	0	0	0	2	0	-3
@ Las Vegas	6/22	15:32	6	7	0.857	2	2	1.000	0	0	0.000	2	1	3	0	0	0	1	3	14	-11
@ Los Angeles	6/24	23:15	9	15	0.600	2	5	0.400	1	1	1.000	1	1	2	0	1	0	4	2	21	-8



GUARD

#1 SHAVONTE ZELLOUS

10TH SEASON | PITTSBURGH '09 | ORLANDO, FLA. | 5-10 | BORN AUG. 28, 1986

YEAR-BY-YEAR AVERAGES

SEASON	TEAM	G	GS	MPG	FG%	3P%	FT%	OREB	DREB	RPG	APG	SPG	BPG	TO	PF	PPG
2009	DET	34	4	23.6	.397	.306	.856	0.7	2.4	3.1	1.8	0.7	0.5	2.2	3.3	11.9
2010	TUL	4	1	16.8	.161	.100	.833	0.3	0.5	0.8	2.5	0.5	0.0	0.5	1.8	4.0
2010	IND	27	0	15.5	.362	.280	.747	0.5	1.6	2.1	1.3	0.4	0.5	1.2	2.0	5.9
2011	IND	33	2	14.0	.438	.265	.784	0.6	1.8	2.4	1.4	0.3	0.4	0.9	2.2	5.5
2012	IND	31	31	22.3	.369	.345	.770	0.9	1.8	2.7	1.7	0.7	0.4	1.3	2.3	7.5
2013	IND	29	29	31.3	.415	.348	.780	0.9	2.5	3.4	1.7	0.9	0.7	1.8	3.2	14.7
2014	IND	34	33	27.4	.411	.305	.784	0.6	2.1	2.8	2.1	0.7	0.4	1.6	2.9	11.0
2015	IND	23	1	22.2	.379	.241	.771	0.6	1.8	2.4	1.9	0.9	0.3	1.1	3.0	8.4
2016	NYL	33	1	23.3	.403	.192	.851	0.5	1.9	2.5	2.2	0.8	0.1	1.3	1.9	8.8
2017	NYL	34	34	29.1	.423	.333	.823	1.0	3.0	4.0	2.8	0.9	0.2	1.9	3.4	11.7
Career		282	136	23.2	.399	.304	.806	0.7	2.1	2.8	1.9	0.7	0.4	1.5	2.7	9.5

YEAR-BY-YEAR TOTALS

SEASON	TEAM	G	GS	MIN	FGM-A	3PM-A	FTM-A	OREB	DREB	REB	AST	STL	BLK	TO	PF	PTS
2009	DET	34	4	802	118 - 297	15 - 49	155 - 181	25	81	106	62	27	17	77	111	406
2010	TUL	4	1	67	5 - 31	1 - 10	5 - 6	1	2	3	10	2	0	2	7	16
2010	IND	27	0	418	47 - 130	7 - 25	59 - 79	14	42	56	35	12	16	33	55	160
2011	IND	33	2	463	57 - 130	9 - 34	58 - 74	21	59	80	45	12	15	32	74	181
2012	IND	31	31	692	79 - 214	19 - 55	57 - 74	27	57	84	54	23	15	43	71	234
2013	IND	29	29	908	146 - 352	39 - 112	96 - 123	27	73	100	48	27	21	54	93	427
2014	IND	34	33	931	131 - 319	25 - 82	87 - 111	22	72	94	71	24	16	55	100	374
2015	IND	23	1	511	61 - 161	7 - 29	64 - 83	13	42	55	43	22	8	27	68	193
2016	NYL	33	1	770	91 - 226	5 - 26	103 - 121	18	63	81	73	29	6	44	64	290
2017	NYL	34	34	991	123 - 291	16 - 48	135 - 164	33	103	136	95	29	8	65	115	397
Career		282	136	6553	858 - 2151	143 - 470	819 - 1016	201	594	795	536	207	122	432	758	2678

PLAYOFF YEAR-BY-YEAR AVERAGES

SEASON	TEAM	G	GS	MPG	FG%	3P%	FT%	OREB	DREB	RPG	APG	SPG	BPG	TO	PF	PPG
2009	DET	5	0	29.0	.353	.412	.852	1.6	3.4	5.0	2.8	1.2	0.6	1.4	3.0	15.6
2010	IND	3	0	10.3	.600	.000	.857	0.3	0.3	0.7	0.7	0.0	0.3	0.6	1.0	4.0
2011	IND	5	1	19.2	.429	.400	.600	0.6	2.0	2.6	1.4	0.4	0.6	1.2	2.8	8.6
2012	IND	10	5	27.9	.398	.267	.857	1.0	1.9	2.9	1.7	0.9	0.8	1.7	2.7	10.6
2013	IND	4	4	26.6	.447	.417	.923	1.0	2.8	3.8	2.0	0.2	0.5	0.0	3.0	12.8
2014	IND	5	5	35.5	.389	.292	.750	1.0	2.4	3.4	1.0	0.4	0.8	0.6	3.4	14.4
2015	IND	11	0	21.5	.438	.308	.800	0.5	1.8	2.4	1.9	0.7	0.5	1.2	2.6	7.6
2016	NYL	1	0	27.8	.444	.000	.500	1.0	2.0	3.0	1.0	1.0	0.0	0.0	1.0	10.0
2017	NYL	1	1	25.6	.143	.000	100	1.0	5.0	6.0	1.0	1.0	0.0	2.0	2.0	4.0
Career		45	16	25.0	.403	.321	.805	0.9	2.2	3.0	1.7	0.7	0.6	1.1	2.7	10.2

PLAYOFF YEAR-BY-YEAR TOTALS

SEASON	TEAM	G	GS	MIN	FGM-A	3PM-A	FTM-A	OREB	DREB	REB	AST	STL	BLK	TO	PF	PTS
2009	DET	5	0	145	24 - 68	7 - 17	23 - 27	8	17	25	14	6	3	7	15	78
2010	IND	3	0	31	3 - 5	0 - 1	6 - 7	1	1	2	2	0	1	2	3	12
2011	IND	5	1	96	15 - 35	4 - 10	9 - 15	3	10	13	7	2	3	6	14	43
2012	IND	10	5	279	37 - 93	8 - 30	24 - 28	10	19	29	17	9	8	17	27	106
2013	IND	4	4	107	17 - 38	5 - 12	12 - 13	4	11	15	8	1	2	0	12	51
2014	IND	5	5	178	28 - 72	7 - 24	9 - 12	5	12	17	5	2	4	3	17	72
2015	IND	11	0	237	32 - 73	4 - 13	16 - 20	6	20	26	21	8	6	14	29	84
2016	NYL	1	0	28	4 - 9	0 - 1	2 - 4	1	2	3	1	1	0	0	1	10
2017	NYL	1	1	26	1 - 7	0 - 1	2 - 2	1	5	6	1	1	0	2	2	4
Career		45	16	1125	161 - 400	35 - 109	103 - 128	39	97	136	76	30	27	51	120	460



GUARD

#1 SHAVONTE ZELLOUS

10TH SEASON | PITTSBURGH '09 | ORLANDO, FLA. | 5-10 | BORN AUG. 28, 1986

	PTS	FGM	FGA	3FGM	3FGA	FTM	FTA	OREB	DREB	REB	AST	STL	TO	BLK	MIN
SEASON	19	6	13	2	3 (2x)	7	8 (2x)	1	6	6	9	1 (4x)	3	1 (3x)	33
	vs. DAL	vs. DAL	vs. DAL	vs. ATL	last vs. CON	@ IND	last @ IND	@ IND	vs. DAL	vs. DAL	vs. DAL	last vs. IND	@ IND	last vs. IND	vs. DAL
	5/29/18	5/29/18	5/29/18	6/19/18	6/7/18	6/2/18	6/2/18	6/2/18	5/29/18	5/29/18	5/29/18	6/10/18	6/2/18	6/10/18	5/29/18
CAREER	33	12	20	6	8	17	19	4 (3x)	9	11	9	4 (2x)	7 (2x)	3 (5x)	40
	vs. TUL	vs. TUL	@ CHI	vs. PHO	vs. ATL	@ ATL	@ ATL	last vs. CHI	@ ATL	vs. CHI	vs. DAL	last @ SAS	last vs. ATL	last @ CHI	vs. TUL
	6/25/14	6/25/14	9/12/09	6/8/13	6/29/14	6/26/09	6/26/09	7/14/17	7/2/17	7/14/17	5/29/18	7/21/15	5/17/14	8/6/13	6/25/14
PLAYOFFS	30	10	21	3 (3x)	8	10	11	5	5 (3x)	9	8	3 (2x)	6	2 (5x)	45
	vs. MIN	vs. MIN	@ CHI	last vs. CHI	@ CHI	vs. IND	vs. IND	@ IND	last vs. WAS	@ IND	vs. CHI	last at CON	@ MIN	last @ MIN	@ CHI
	10/19/12	10/19/12	9/1/14	8/30/14	9/1/14	9/23/09	9/23/09	9/25/09	9/10/17	9/25/09	9/19/15	10/11/12	10/17/12	10/6/15	9/1/14

2018 GAME-BY-GAME STATISTICS

PRESEASON

Opponent	Date	MIN	FGM	FGA	FG%	3PM	3PA	3P%	FTM	FTA	FT%	OR	DR	REB	AST	STL	BLK	TO	PF	PTS	+/-
vs. Dallas	5/7	11:05	2	6	.333	0	1	.000	0	0	-	0	2	2	4	0	1	2	2	4	0
vs. Los Angeles	5/8		NWT																		

REGULAR SEASON

at Chicago	5/20	17:59	0	4	0.000	0	2	0.000	0	0	0.000	0	3	3	1	0	1	0	3	0	-14
vs. Minnesota	5/25	20:59	2	8	0.250	0	2	0.000	5	8	0.625	0	4	4	2	0	0	0	5	9	-7
vs. Dallas	5/29	32:54	6	13	0.462	1	3	0.333	6	7	0.857	0	6	6	9	1	0	1	2	19	6
at Indiana	6/2	30:19	5	12	0.417	0	2	0.000	7	8	0.875	1	2	3	2	1	0	3	3	17	-5
vs. Phoenix	6/5	24:12	1	5	0.200	0	1	0.000	0	0	0.000	0	1	1	3	0	0	1	4	2	2
vs. Connecticut	6/7	30:52	5	9	0.556	1	3	0.333	2	2	1.000	0	4	4	7	1	1	0	4	13	1
vs. Indiana	6/10	21:05	2	4	0.500	1	1	1.000	5	6	0.833	0	3	3	3	1	1	1	2	10	-1
vs. Las Vegas	6/13	17:15	3	6	0.500	0	2	0.000	0	0	0.000	0	1	1	2	1	0	2	1	6	-7
@ Minnesota	6/16	15:34	3	5	0.600	0	0	0.000	0	0	0.000	0	1	1	3	1	0	1	1	6	-1
vs. Atlanta	6/19	23:40	5	10	0.500	2	2	1.000	1	2	0.500	0	3	3	1	0	0	2	5	13	0
@ Las Vegas	6/22		DNP - Illness																		
@ Los Angeles	6/24	17:33	0	3	0.000	0	1	0.000	0	0	0.000	0	1	1	0	0	0	1	1	0	-21



GUARD

#1 SHAVONTE ZELLOUS

10TH SEASON | PITTSBURGH '09 | ORLANDO, FLA. | 5-10 | BORN AUG. 28, 1986

CAREER TRANSACTIONS: Selected by the Detroit Shock in the First Round of the 2009 WNBA Draft, 11th overall selection... Traded to the Indiana Fever in exchange for a 2011 second round pick on May 27, 2010... Signed as a free agent with the New York Liberty on Feb. 1, 2016.

CAREER HIGHLIGHTS:

- Named the WNBA's Most Improved Player in 2013.
- Was an Eastern Conference All-Star in 2013.
- WNBA All-Rookie Team in 2009.
- Won a WNBA Championship with the Indiana Fever in 2012, played in the WNBA Finals again in 2015.
- Has reached the WNBA Playoffs in each of her nine seasons as a pro.
- Scored a career-high 33 points against Tulsa on June 25, 2014.
- Averaged career-highs in rebounding (4.0 rpg) and assists (2.8 apg) during 2017 season in New York.
- Posted her 1st-career double-double with 14 points and a career-high 11 rebounds vs. Chicago on July 14, 2017.

2017: Started all 34 games for the Liberty... Appeared in all 34 games for the 3rd time in her career and started every game for the 1st time... Averaged 11.7 ppg along with career-highs in rebounding (4.0 rpg) and assists (2.8 apg)... Her 11.7 ppg was the 3rd highest scoring tally in her career... Grabbed 6 rebounds against Washington in the WNBA Playoffs (9/10)... Contributed on both sides of the court with 18 points and 5 rebounds. Also had 2 assists in a home win over Washington (8/25)... Hit a season-high 3 3-pointers to finish with 19 points. In win over Los Angeles also managed 6 rebounds (8/13)... Recorded her 4th 20-point game of the season, leading the Liberty in scoring while shooting 8-of-9 from the line. Netted 10 of her game-high 20 points in the 1st quarter in the win at Atlanta (8/11)... Posted 16 points and 8 rebounds in win over Indiana. Also managed 2 assists and 2 steals (8/8)... Collected 11 points and 6 rebounds in win over Indiana. Also dished out team-high 5 assists, 1 shy of her career-high (7/28)... Scored 16 points, going a perfect 11-of-11 from the free throw line. Also had 5 rebounds and 6 assists in Connecticut win (7/19)... Posted a 25 +/- rating finishing with 11 points, 4 rebounds, and 4 assists. Also had 1 block in win over Washington (7/16)... Recorded a career-high 11 rebounds to post the first double-double of her career with 14 points. Also dished out 3 assists and had a season-high 3 steals (7/14)... Pulled down a career-high with 9 rebounds. Finished with 7 points against Atlanta (7/2)... Led all scorers with 17 points. Finished with 7 rebounds and 2 assists against Washington (6/29)... Scored in double figures for the 7th consecutive game. Finished with 18 points, including a season-high pair of 3-pointers against Connecticut (6/23)... Led the team with a season-high 28 points, including a 15-foot jumper with .6 seconds to force overtime at Dallas; marked Zellous' 6th straight game in double figures, most consecutive since 2014. Also had 8 rebounds and a season-high 6 assists (6/16)... Scored in double figures for the 5th time this season, finishing with 16 points, also had 2 rebounds and 2 assists against Connecticut (6/14)... Finished with 16 points, including a key late 3-point shot, to score in double figures for a 4th-straight game, and had 2 rebounds and 2 assists in win over Seattle (6/11)... Third-straight game scoring in double figures, finishing with 12 points in a win over Atlanta (6/7)... Registered back-to-back 20-point games for the 1st time in her career, scoring 21 points against Phoenix, also dishing out a season-high 5 assists for the 2nd time this season, with 3 rebounds (6/4)... Set a new season-high with 27 points, it was her 1st 20-point game as a member of the Liberty, also set a career-high with 8 rebounds in win over Dallas (6/2)... Pulled down 7 rebounds for the 8th time in her career, also set a season-high with 5 assists and scored 4 points against the Sparks (5/30)... In home opener against the San Antonio Stars scored 10 points, 6 of which came from the foul line, also had 4 assists and 1 rebound (5/13).

PERSONAL: The daughter of Tangelia Allen, she has one younger brother... She graduated prior to her senior season at Pittsburgh with a bachelor of science degree in administration of justice and pursued a second degree while completing her eligibility.

GAME #12 at Los Angeles

WOMEN'S NATIONAL BASKETBALL ASSOCIATION

OFFICIAL SCORER'S REPORT
FINAL BOX

Sunday, June 24, 2018 Staples Center, Los Angeles, CA

Officials: #55 Eric Brewton, #44 Janetia Graham, #45 Tom Maurer

Game Duration: 1:46
Attendance: 9203

VISITOR: New York Liberty (4-8)

	POS	MIN	FG	FGA	3P	3PA	FT	FTA	OR	DR	TOT	A	PF	ST	TO	BS	+/-	PTS	
1	Shavonte Zellous	F	17:33	0	3	0	1	0	0	0	1	1	0	1	0	0	-21	0	
31	Tina Charles	F	27:01	5	15	0	3	0	1	1	3	4	0	3	1	1	0	-23	10
7	Kia Vaughn	C	14:08	1	2	0	0	0	0	0	5	5	1	0	0	1	0	-8	2
10	Epiphanny Prince	G	24:25	1	4	1	2	0	0	0	2	2	2	1	2	3	0	-22	3
8	Bria Hartley	G	17:23	1	5	1	3	0	2	0	4	4	2	3	0	2	0	-29	3
15	Brittany Boyd		22:37	3	8	0	0	1	4	0	6	6	8	4	1	2	0	3	7
14	Sugar Rodgers		18:12	2	5	1	3	0	0	0	1	1	0	0	0	0	0	-14	5
17	Amanda Zahui B		23:15	9	15	2	5	1	1	1	1	2	0	2	1	4	0	-8	21
41	Kiah Stokes		05:36	0	0	0	0	0	0	0	3	3	0	1	0	0	0	-3	0
5	Kia Nurse		13:11	0	1	0	0	1	2	0	1	1	1	1	0	0	0	-4	1
0	Marissa Coleman		10:53	0	1	0	1	0	0	0	1	1	0	2	0	0	0	-6	0
9	Rebecca Allen		05:46	1	1	0	0	0	0	0	1	1	0	0	1	1	0	5	2
		200:00	23	60	5	18	3	10	2	29	31	14	18	6	15	0	-26	54	
			38.3%		27.8%		30%				TM REB: 8				TOT TO: 15 (8 PTS)				

HOME: LOS ANGELES SPARKS (10-3)

	POS	MIN	FG	FGA	3P	3PA	FT	FTA	OR	DR	TOT	A	PF	ST	TO	BS	+/-	PTS	
17	Essence Carson	F	22:09	4	6	0	1	0	0	0	3	3	0	0	1	0	0	12	8
30	Nineka Ogunmike	F	24:59	6	9	0	1	0	2	1	9	10	1	1	1	3	0	20	12
3	Candace Parker	C	27:27	5	10	0	3	5	7	0	7	7	6	2	1	0	2	27	15
0	Alana Beard	G	25:40	0	4	0	0	1	2	0	7	7	3	3	2	0	0	20	1
12	Chelsea Gray	G	28:23	2	8	0	2	3	3	0	3	3	11	1	2	0	0	22	7
1	Odyssey Sims		14:17	0	0	0	0	0	0	0	2	2	2	0	0	0	1	15	0
42	Jantel Lavender		18:14	4	10	0	2	0	0	0	2	2	1	1	0	1	0	9	8
25	Cappie Pondexter		08:51	0	1	0	0	1	3	0	1	1	0	0	1	0	0	-5	1
2	Riquana Williams		14:39	9	11	7	9	0	1	0	1	1	0	1	3	0	0	19	25
10	Maria Vadeeva		09:20	1	1	1	1	0	0	1	1	2	1	3	0	2	1	-4	3
44	Karlie Samuelson		06:01	0	1	0	1	0	0	1	0	1	2	2	0	0	0	-5	0
24	Sydney Wiese																		
		200:00	31	61	8	20	10	18	3	36	39	27	14	10	9	4	26	80	
			50.8%		40%		55.6%				TM REB: 4				TOT TO: 10 (11 PTS)				

SCORE BY PERIOD

	1	2	3	4	FINAL
LIBERTY	12	15	14	13	54
SPARKS	18	25	18	19	80

Inactive: Liberty -

Inactive: Sparks -

Points in the Paint: Liberty 28 (14/26), SPARKS 34 (17/23)

Biggest Lead: Liberty 0, SPARKS 31

2nd Chance Points: Liberty 2 (1/4), SPARKS 9 (0/1)

Lead Changes: 0

Fast Break Points: Liberty 2 (1/3), SPARKS 7 (3/3)

Times Tied: 0

Technical fouls - Defensive Three Seconds

Liberty (1) - Rodgers 7-41 2nd

SPARKS (0) - NONE

Copyright (c) 2018 NBA Properties, INC. All Rights Reserved

Copyright (c) 2018 NBA Properties, INC. All Rights Reserved

GAME #10 vs. Atlanta

WOMEN'S NATIONAL BASKETBALL ASSOCIATION										OFFICIAL SCORER'S REPORT FINAL BOX									
Tuesday, June 19, 2018 Westchester County Center, White Plains, NY										Game Duration: 2:15 Attendance: 1627									
Officials: #42 Roy Gulbeyan, #15 Fatou Cissoko-Stephens, #19 Tiara Cruse																			
VISITOR: Atlanta Dream (6-6)																			
	POS	MIN	FG	FGA	3P	3PA	FT	FTA	OR	DR	TOT	A	PF	ST	TO	BS	+/-	PTS	
35 Angel McCoughtry	F	35:51	9	22	2	5	19	22	4	10	14	4	2	3	3	0	-6	39	
51 Jessica Breland	F	30:45	2	7	0	0	2	3	2	7	9	0	2	0	3	2	-4	6	
1 Elizabeth Williams	C	31:36	1	3	0	0	2	4	3	5	8	1	3	1	2	2	0	4	
21 Renae Montgomery	G	32:50	4	16	2	12	2	2	0	1	1	1	5	1	4	0	-8	12	
23 Laysia Clarendon	G	25:54	2	6	0	2	1	2	1	3	4	1	5	0	5	0	-6	5	
12 Damiris Dantas		10:53	1	3	0	1	1	1	0	0	0	1	0	0	0	0	-9	3	
33 Maggie Lucas		07:53	0	2	0	2	0	0	1	1	2	0	0	0	0	0	-3	0	
34 Imani McGee-Stafford		03:25	0	2	0	0	0	0	0	1	1	1	1	1	0	0	-1	0	
11 Blake Dietrick		17:32	1	6	1	5	0	0	0	1	1	1	3	1	0	0	2	3	
25 Monique Billings		03:21	0	0	0	0	0	0	1	2	3	0	0	0	0	0	0	0	
15 Tiffany Hayes	DND - Injury/Illness - Left Ankle																		
7 Brittney Sykes	DND - Injury/Illness - Right Foot																		
		200:00	20	67	5	27	27	34	12	31	43	10	21	6	17	4	-7	72	
			29.9%		18.5%		79.4%				TM REB: 12						TOT TO: 19 (14 PTS)		
HOME: NEW YORK LIBERTY (4-6)																			
	POS	MIN	FG	FGA	3P	3PA	FT	FTA	OR	DR	TOT	A	PF	ST	TO	BS	+/-	PTS	
0 Marissa Coleman	F	17:22	1	4	0	2	0	0	1	5	6	1	1	1	0	5	2		
31 Tina Charles	F	33:40	10	17	1	2	8	9	2	6	8	3	0	2	1	0	11	29	
7 Kia Vaughn	C	28:03	2	9	0	0	0	0	4	5	9	0	3	3	2	0	6	4	
1 Shavonte Zellous	G	23:40	5	10	2	2	1	2	0	3	3	1	5	0	2	0	0	13	
8 Bria Hartley	G	23:50	3	8	0	3	3	3	0	1	1	5	3	0	2	0	-1	9	
15 Brittany Boyd		16:10	0	4	0	0	0	0	0	3	3	11	3	2	1	0	8	0	
5 Kia Nurse		28:23	4	12	1	6	2	4	0	3	3	1	2	1	1	0	0	11	
14 Sugar Rodgers		14:31	1	5	1	4	2	2	0	3	3	1	6	1	1	0	8	5	
41 Kiah Stokes		10:28	3	4	0	0	0	0	0	2	2	0	1	2	1	0	6	6	
17 Amanda Zahui B		02:24	0	1	0	1	0	0	0	0	0	0	2	0	0	0	-3	0	
9 Rebecca Allen		01:29	0	0	0	0	0	0	0	0	0	0	1	0	0	0	-5	0	
10 Epiphanny Prince	DNP - Coach's decision																		
		200:00	29	74	5	20	16	20	7	31	38	23	27	12	12	0	7	79	
			39.2%		25%		80%				TM REB: 10						TOT TO: 14 (11 PTS)		
SCORE BY PERIOD										LIBERTY 16 22 15 18 71 DREAM 6 17 16 23 79									
Inactive: Dream -																			
Inactive: Liberty -																			
Points in the Paint: Dream 22 (11/18), LIBERTY 42 (21/37)										Biggest Lead: Dream 0, LIBERTY 16									
2nd Chance Points: Dream 13 (2/8), LIBERTY 10 (5/8)										Lead Changes: 0									
Fast Break Points: Dream 6 (3/3), LIBERTY 10 (5/8)										Times Tied: 2									
Technical fouls - Individual																			
Dream (2): McCoughtry 5:54 3rd, Breland 3:15 4th																			
LIBERTY (1): Vaughn 3:15 4th																			

'I wanted to show with my heart what Hopey's heart really meant': New York Liberty star Tina Charles continues to honor her late aunt through charity
By John Altavilla

Around the time her first child was born, Tina Charles' grandmother decided her infant daughter, Maureen, should also have a symbolic sobriquet that would properly convey the family's joy.

"She gave her a nickname, Hopey, because she brought hope to the family as its first born," said Charles, the five-time WNBA All-Star now in her fifth season with the New York Liberty.

It turned out to be a prophetic gesture. From all accounts, Hopey's life was one of unflinching service and caring, first in her homeland, Jamaica, then in New York City where she migrated in 1978. Reunited with her sister Angella, Charles' mother, Hopey married Bertrell Vaz and had her own children, Christopher and Jacquelyn, before moving to Florida in 1991 to be closer to the bulk of her family.

It was in Florida where Hopey's inherent disposition really shined brightest. For two decades, she served the Cooper City Church of God, an usher and greeter known for her smile and endearing nature.

"She lived in Florida and I lived in New York, but we'd always have family group chats with my mother and all of her sisters and her brother," said Charles. "My relationship with her was always there. She was a supportive, God-fearing woman who never gave up.

"She always reminded me to put God first in everything that I do, to always remember that he keeps his promises and to be patient, not to rush the process or take anything into my own hands. That's who my aunt was. I thought I could identify with her because of her wisdom."

As Charles became the national high school player of the year at Christ the King High in Middle Village, N.Y. and go on to win two national championships (2009 and 2010) on undefeated UConn teams, her aunt Hopey remained a constant source of support. Months after Charles was drafted first overall by the Connecticut Sun, Vaz accompanied her to the 2010 FIBA World Championships in the Czech Republic since her parents were unable to attend.

"I have many memories of her [Hopey] being there and spending time with my mother. They hung out together, had their moms' group going on," said Maya Moore, a former teammate of Charles at UConn. "I feel more connected (to Hopey) just because of the time I got to spend with her there."

In March 2011, Michigan high school basketball player Wes Leonard died suddenly of cardiac arrest after making a game-winning shot in overtime. The story, which made nationwide headlines, affected Charles, who had finished her rookie season with the Sun months earlier. She immediately donated \$14,775 to the Wes Leonard Heart Foundation and began thinking about how to use her platform someday to help prevent another such tragedy.

"It intrigued me. I had no idea at the time what sudden cardiac arrest was," said Charles. "I had never heard of an AED (automated external defibrillator). But I knew I didn't want that to happen to myself or anyone else that I knew. So, I just took money from my own hands."

Two years after Leonard's death, Charles was affected by a much more personal tragedy. After a long illness, Maureen 'Hopey' Vaz died of multiple organ failure on March 9, 2013. In her grief, Charles' mind began to race. What could she do? How could she help? How might she keep her aunt's name alive?

"I had been very giving before my aunt's death, but then I decided after it that I wanted to focus my efforts on (donating AEDs)," said Charles.

With the help of her mother, Charles started "Hopey's Heart Foundation" in April 2013, a charity that would devote itself to the distribution of AEDs worldwide. And she began it with a gesture that still continues five years later, pledging half of her annual WNBA salary.

"By donating my WNBA salary, I have been able to place these devices all over the world," said Charles. "The mission of my organization is not relative to how my aunt passed away. I wanted to show with my heart what Hopey's heart really meant."

Swin Cash, a former UConn star who enjoyed a long WNBA career before being named the Liberty's director of franchise development in 2017, is not surprised about Charles' dedication to philanthropy.

"I remember when Tina was trying to figure out what she wanted to do, how to get involved," said Cash. "I told her at that time to determine what her passion was."

Over the years, Charles has distributed 338 AEDs globally. Along with her mother, she reviews applications from organizations seeking a device that can cost up to \$1,600.

"Tina just goes above and beyond when it comes to treating others the way you want to be treated, looking out for the interests of others more than your own," said Moore. "She is really walking the walk. She is somebody who is not doing this for the attention. I know this has come from a real genuine place in her heart. And it makes me feel great to know that she's been able to save lives and will continue to inspire and educate others in that area. It seems like something so small. But having one of those in someone's gym can save a life. And it already has."

In July 2017, Dan Carlson, 59, the head of landscaping for a 200-acre residential complex in Texas, suddenly collapsed after suffering a heart attack.

Months before, Hopey's Heart had awarded an AED to the facility, which cares for the intellectually disabled. Once Carlson fell, a co-worker was told the device was on-hand and was instructed on its use. Carlson began to breathe.

Two months later, Carlson, his wife and two co-workers were brought to New York to surprise Charles at a Liberty practice. Charles began to cry.

"I don't recall specifically what I said, but I know it was 'Thank you,'" Carlson told ESPNW that day. "I thanked her for her compassion and generosity. I wouldn't be here, standing here talking right now, if it weren't for her, and I think I told her that."

After five years, Charles is still trying to figure out how to generate the public and corporate support that Hopey's Heart will eventually need to sustain itself. As of yet, that hasn't been forthcoming. And she has no staff to figure out how to resolve that.

"There have been stories written about it," said Cash. "But I don't think many people understand the significance. It requires a lot of money and there hasn't been one sponsor yet in our league. . . . I'd like to issue a challenge to those who believe how wonderful this cause is and want to help it out. How about we (the WNBA) stand up for our players who are putting their money where their mouth is."

While her charity efforts have been a main focus, Charles remains fully engaged on the court. Earlier this month at Madison Square Garden in an 80-74 loss to the Phoenix Mercury, Charles passed Sheryl Swoopes, a Hall of Famer and three-time WNBA MVP for 19th on the WNBA all-time scoring list.

Heading into Saturday's game against the Minnesota Lynx, she's just 66 points behind Taj McWilliams-Franklin for the next spot.

At some point, Charles, 29, promises she think about her future, one certain to include admission the Women's Basketball Hall of Fame and, perhaps, the Naismith Hall of Fame.

That certainly will not happen until the Liberty win a league championship, which would be the first in Charles' career. That is her agenda for now. Until then, she's not interested in comparing her impact with the Liberty to that Patrick Ewing once enjoyed with the Knicks.

After all, like Ewing, she is now the heart of her franchise – in many ways.

"I don't think you remember how many points or rebounds you've had, but you remember moments in the locker room, moments when something funny happens when you are traveling," said Charles.

"It's about the camaraderie and the people you meet along the way. Maybe when I retire I will have a better answer, but right now I am just focused on the present. I don't think I've really accomplished anything yet.

"I just hope that who I am as a person off-the-court will speak louder than what I have been able to do on it. I just put a ball in a basket. I hope to be able to inspire other girls to want to play in the WNBA. And I hope that some of the teammates I've had will also be able to pay it forward as a result of what I have been able to do. That's what's important to me."

It's full speed ahead for Liberty coach Katie Smith
By Mechelle Voepel

At some point, perhaps in October, Liberty coach Katie Smith should sit down and leisurely hit the mental rewind on what is one of the landmark periods of her life. Smith will be able to think back on 2018 being her first season as a head coach, and being the year that she was inducted into the Women's Basketball Hall of Fame and the Naismith Memorial Basketball Hall of Fame.

Right now, though, it's hard to find any time to reflect.

"I threw something together," Smith said last week about her speech preparation for the WBHOF's induction ceremony Saturday in Knoxville, Tennessee. "It's been a little rough to put down your thoughts on the past when you're in constant game mode and prep mode. I'm going to enjoy my day, and we'll see how the speech plays out."

Smith was the only one of the seven inductees who nailed the hoped-for time limit of 5-7 minutes; she spoke for 6½. And it was a reminder of some of Smith's qualities that perhaps get obscured by all her high-level, sustained success and talent as a player: She likes discipline, order and predictability.

The last one, in particular, is the furthest thing from guaranteed in a career in athletics. And maybe even more so in women's basketball.

"I chose a career where it was possible to be back at home, driving to my Christmas shopping," Smith said during her speech, "and finding out the league I was playing in was shutting down. By a reporter calling me for my reaction. That's how I found out the ABL folded.

"Or you could be named the head coach [of the Liberty] and then find out that your team is being sold. As I said, 'How on earth is this my life?' Not a shot at security, or certainty, or a well-worn path. Just this amazing game choosing me. And I honestly could not be more grateful."

Indeed, Smith went from the national championship game as a freshman at Ohio State ... to missing the tournament the next two years ... to playing her last college game at eventual NCAA champ Tennessee ... to two ABL titles at home in Columbus, Ohio ... to the ABL folding ... to a spot in the WNBA with Minnesota ... to a lopsided trade to Detroit, where she helped the Shock win two titles ... to that franchise leaving Detroit ... to finishing her WNBA career playing for three different teams ... to going into coaching.

That's where she is now with the 3-4 Liberty, who host Las Vegas on Wednesday. It will be a chance for Smith to face Aces coach Bill Laimbeer, a longtime mentor going back to her playing days in Detroit and then when he was the Liberty's head coach.

"I appreciate Bill, and I've said that many times, but I got to do a lot," Smith said of her time as Laimbeer's assistant. "I got to have a voice; I got to do scouts. I didn't come in like, 'What do I do?' "

Rather, she began her head coaching career with a sense of calm and trying to stay in the moment. The Liberty are now playing in a different venue, the Westchester County Center, that is -- to say the least -- very different in size and vibe from previous longtime home Madison Square Garden. Neither Smith nor her players know for sure when the Liberty officially will be sold -- MSG has had the franchise on the market since late last year -- or how that eventual sale logistically will impact the team.

Tina Charles, who is averaging 22.3 points and 8.1 rebounds, remains the Liberty's stalwart post player. New York's top draft pick, guard Kia Nurse at No. 10, has been terrific so far off the bench, averaging 14.6 points. Veteran guard/forward Marissa Coleman, whom the Liberty picked up after she was waived by Indiana, is starting and averaging 8.0 PPG; she hit the winning shot against the Fever on Sunday.

Center Kia Vaughn reported a little late because she was playing in the Turkish league finals. Center Kiah Stokes has had a foot issue that has limited her to three games. Sugar Rodgers (knee) and Brittany Boyd (Achilles) have recently gotten back into action. The Liberty are still waiting for the return of guard Epiphanny Prince from a concussion.

But injuries and players coming in late are among the uncontrollable things all WNBA coaches must deal with. There are more of those than usual for Smith right now. But her personality has adjusted to being good with that.

"It's weird ... I feel like I should be more upset sometimes," Smith said. "But I think I approach it more like I did as a player: 'OK, let's find a way to go get this done.' You've been through it, and know things that you cannot predict are going to happen. It's not something I get too worked up about."

Take last Thursday's loss to Connecticut, where New York led 86-84 with 5.6 seconds left. The one thing the Liberty couldn't afford was surrendering a 3-pointer.

But Connecticut's Shekinna Stricklen hit one at the buzzer -- and got fouled as well, making the free throw to add insult to injury.

Sun 88, Liberty 86.

"It does crush you a little bit," Smith said. "Then you're thinking about just a few things different here or there, and we win."

But by 4 a.m. the next morning, Smith was taking an Uber to LaGuardia airport for her flight to Knoxville. The fact that her connection went through Detroit was just one of those 'the universe is winking at you' kind of coincidences.

It was with the Shock that Smith got into the best shape of her life, expanded her leadership skills and formed a good player/coach relationship with Laimbeer. It was in Detroit that the seeds for Smith's coaching career were sown.

The material was always there, though.

"I looked up to Katie, even going back to college," said fellow Hall of Fame inductee Chamique Holdsclaw, who played for Tennessee against Smith in 1996 in her final game with the Buckeyes. "I admired the way she played and carried herself."

Tina Thompson is going on a similar journey this year as Smith, being inducted into the same two Halls of Fame while starting a head-coaching career, at the college level at Virginia. Thompson and Smith were on the U.S. national team together for several years, plus played one season together (2012) with the Seattle Storm. Both retired as players in 2013, and now both are on the sideline.

Smith, though, is in season right now -- and she hopes that will be the case deep into September. The Liberty have lost in the single-elimination second round the past two WNBA postseasons, and in the Eastern Conference finals the year before that. Smith isn't thinking directly about the 2018 playoffs now. But to some degree, it is always on her mind.

"Close games sting, because you don't want them to bite you in the end," Smith said of qualifying for the postseason. "But you also don't want to panic. You want to trust the process, which is kind of a corny line. But it's true.

"So many WNBA teams are tough. If you don't show up, you're going to get beat. I believe this is as wide open as it's been in a while. The biggest key is just make the playoffs. That's the goal: Get in and then see what happens."

And then, whenever it is all over this year, Smith can catch her breath and spend some time marveling at all that 2018 has meant to her.