



# NEW YORK LIBERTY

## 2018 NEW YORK LIBERTY GAME NOTES

Liberty statistics  
presented by  
**SAP**



**MEDIA CONTACT:** Ajah Hawley- Alexander | ajah.hawley-alexander@msg.com | (212) 485-7116 | @nyliberty | #ShowUp

### 2018 SCHEDULE/RESULTS

#### MAY

##### PRESEASON

Monday, May 7	vs. Dallas Wings (at Mohegan Sun Arena)	L, 76-69	0-1
Tuesday, May 8	vs. Los Angeles Sparks (at Mohegan Sun Arena)	W, 81-75	1-1

##### REGULAR SEASON

Sunday, May 20	Chicago Sky	L, 80-76	0-1
Friday, May 25	MINNESOTA	L, 76-72	0-2
Tuesday, May 29	DALLAS	W, 94-89	1-2

#### JUNE

Saturday, June 2	at Indiana	W, 87-81	2-2
Tuesday, June 5	PHOENIX	L, 80-74	2-3
Thursday, June 7	CONNECTICUT	L, 88-86	2-4
Sunday, June 10	INDIANA	W, 78-75	3-4
Wednesday, June 13	LAS VEGAS	7:00 PM	
Saturday, June 16	at Minnesota	8:00 PM	
Tuesday, June 19	ATLANTA	7:00 PM	
Friday, June 22	at Las Vegas (ESPN 2)	10:00 PM	
Sunday, June 24	at Los Angeles	5:00 PM	
Tuesday, June 26	PHOENIX	7:00 PM	
Thursday, June 28	at Washington	7:00 PM	
Friday, June 29	CHICAGO	7:30 PM	

#### JULY

Sunday, July 1	at Chicago	6:00 PM	
Tuesday, July 3	SEATTLE	7:00 PM	
Thursday, July 5	at Washington	7:00 PM	
Sunday, July 8	DALLAS	3:00 PM	
Wednesday, July 11	at Connecticut	11:30 AM	
Sunday, July 15	CHICAGO	3:00 PM	
Tuesday, July 17	at Dallas	1:00 PM	
Thursday, July 19	at Atlanta	7:00 PM	
Saturday, July 21	WASHINGTON	3:00 PM	
Tuesday, July 24	at Minnesota (ESPN 2)	8:00 PM	

#### AUGUST

Wednesday, Aug. 1	at Connecticut	7:00 PM	
Saturday, Aug. 4	INDIANA	3:00 PM	
Monday, Aug. 6	SEATTLE	11:00 AM	
Wednesday, Aug. 8	LOS ANGELES	7:00 PM	
Sunday, Aug. 12	ATLANTA	2:30 PM	
Tuesday, Aug. 14	at Los Angeles	10:30 PM	
Wednesday, Aug. 15	at Las Vegas	10:00 PM	
Friday, Aug. 17	at Seattle	10:00 PM	
Sunday, Aug. 19	at Phoenix	6:00 PM	

### GAME 8: NEW YORK LIBERTY VS. LAS VEGAS ACES



**NEW YORK LIBERTY (3-4)**

**VS.**

**LAS VEGAS ACES (1-7)**

Wednesday, June 13 • 7:00 PM (EST)  
White Plains, NY (Westchester County Center)  
Watch: ESPN 3, MSG+



#### TALE OF THE TAPE

	PPG	OPP. PPG	FG%	OPP FG%	3PT%	OPP 3PT%	FT%	RPG	APG	SPG	TO	BLK
<b>NEW YORK</b>	81.0	81.6	.425	.430	.329	.336	.803	34.0	18.3	6.29	13.6	3.43
<b>LAS VEGAS</b>	78.9	88.6	.409	.439	.286	.384	.766	35.3	17.9	6.63	14.9	3.75

### NEW YORK LIBERTY PROBABLE STARTERS

NO.	NAME	POS.	HT.	PPG	RPG	APG	MPG	College
0	Marissa Coleman	G/F	6-1	8.0	3.6	1.9	25	Maryland
	<i>Drilled the game-winning three to defeat Indiana (6/10)</i>							
1	Shavonte Zellous	G	5-10	10.0	3.3	3.9	26	Pittsburgh
	<i>Liberty is 3-1 when she scores in double-figures</i>							
7	Kia Vaughn	C	6-4	3.2	2.6	1.0	17	Rutgers
	<i>Recorded a season-high 8 points against Connecticut (6/7)</i>							
8	Bria Hartley	G	5-8	8.8	2.7	4.8	29	Connecticut
	<i>Over the last two games, is shooting .545 from three (6-of-11)</i>							
31	Tina Charles	F	6-4	22.3	8.1	2.7	35	Connecticut
	<i>13 points registered against Indiana (6/10) marks the lowest offensive output</i>							

### LIBERTY HISTORY VS. LAS VEGAS

All-Time Record.....	25-18
Home .....	15-7
Away .....	10-11
Overtime .....	1-1
Postseason .....	0-0
Last 10 Games vs San Antonio .....	7-3
Current Streak vs. San Antonio .....	W1

#### RECENT MATCHUPS

##### 2017 RESULTS VS. SAN ANTONIO (2-1)

5/13/17 .....	at New York... W, 73-64
8/1/17 .....	at San Antonio... L, 81-93
9/1/17 .....	at New York... W, 81-69

#### 2018 SCHEDULE

6/13/18 .....	at New York... 7:00 PM
6/22/18 .....	at Las Vegas... 7:00 PM
8/15/18 .....	at Las Vegas... 7:00 PM

### QUICK HITS

Tina Charles' 22.3 points per game rank second in the league (as of 6/12).

Charles' 8.1 rebounds per game are good for fifth in the league, and the forward has notched three double-doubles this season (as of 6/12).

Kia Nurse's ranks 18th in the league and third among rookies with 14.6 points per game (as of 6/12).

Nurse is shooting 90.3% from the charity stripe, the eighth best mark in the WNBA (as of 6/12).

Bria Hartley is eighth in the league with 4.3 assists per game (as of 6/12).

The Aces have yet to win a game on the road this season.

Las Vegas head coach Bill Laimbeer served in the same position with the Liberty for five seasons, leading them to a conference finals appearance in 2015. He joined the Aces this past offseason.

A trio of former Liberty players now suit up for Las Vegas; Carolyn Swords, Kelsey Bone, and Lindsey Allen. Allen was featured on the Liberty's training camp roster.

# 2018 NEW YORK LIBERTY ROSTER

## ALPHABETICAL

No.	Name	Pos	Ht.	Wt.	DOB	College/COUNTRY	Exp.
9	Rebecca Allen	F/G	6-2	164	11/06/1992	Australia	3
15	Brittany Boyd	G	5-9	156	06/11/1993	California	3
31	Tina Charles	C	6-4	186	12/05/1988	Connecticut	8
0	Marissa Coleman	G	6-1	160	01/04/1987	Maryland	8
8	Bria Hartley	G	5-8	148	09/30/1992	Connecticut	4
5	Kia Nurse	G	6-0	153	02/22/1996	Connecticut	R
10	Epiphanny Prince	G	5-9	179	01/11/1988	Rutgers	8
14	Sugar Rodgers	G	5-9	166	12/08/1989	Georgetown	5
41	Kiah Stokes	C	6-3	191	03/30/1993	Connecticut	3
7	Kia Vaughn	C	6-4	205	01/24/1987	Rutgers	9
17	Amanda Zahui B.	C	6-5	250	09/08/1993	Minnesota	3
1	Shavonte Zellous	G	5-10	188	08/28/1986	Pittsburgh	9

<b>Head Coach</b>	Katie Smith
<b>Team President</b>	Isiah Thomas
<b>Assistant Coach</b>	Herb Williams
<b>Assistant Coach</b>	Barbara Farris
<b>Director of Player Development &amp; Director of Franchise Development</b>	Teresa Weatherspoon
<b>Director of Franchise Development</b>	Swin Cash
<b>Head Athletic Trainer</b>	Chantal Hart
<b>Chief Med Off &amp; VP, Player Care</b>	Dr. Lisa Callahan
<b>Team Physician</b>	Dr. Jo A. Hannafin
<b>Team Physician</b>	Dr. Marci Goolsby

## NUMERICAL

No.	Name	Pos	Ht.	Wt.	DOB	College/COUNTRY	Exp.
0	Marissa Coleman	G	6-1	160	01/04/1987	Maryland	8
1	Shavonte Zellous	G	5-10	188	08/28/1986	Pittsburgh	8
5	Kia Nurse	G	6-0	153	02/22/1996	Connecticut	R
7	Kia Vaughn	C	6-4	205	01/24/1987	Rutgers	8
8	Bria Hartley	G	5-8	148	09/30/1992	Connecticut	3
9	Rebecca Allen	F/G	6-2	164	11/06/1992	Australia	2
10	Epiphanny Prince	G	5-9	178	01/11/1988	Rutgers	7
14	Sugar Rodgers	G	5-9	166	12/08/1989	Georgetown	4
15	Brittany Boyd	G	5-9	156	06/11/1993	California	2
17	Amanda Zahui B.	C	6-5	250	09/08/1993	Minnesota	2
31	Tina Charles	C	6-4	186	12/05/1988	Connecticut	7
41	Kiah Stokes	C	6-3	191	03/30/1993	Connecticut	2

## HOW THE LIBERTY WAS BUILT

### WNBA DRAFT

Kia Nurse	1st round pick in the 2018 WNBA Draft, 10th overall selection.
Brittany Boyd	1st round pick in the 2015 WNBA Draft, 9th overall selection.
Kiah Stokes	1st round pick in the 2015 WNBA Draft, 11th overall selection.


### SIGNINGS

Marissa Coleman	Signed on March 1, 2018.
Rebecca Allen	Signed on June 21, 2016.
Shavonte Zellous	Signed on February 1, 2016.

### TRADES

Tina Charles	Acquired from Connecticut in exchange for Kelsey Bone, 2014 first round pick Alyssa Thomas and a 2015 first round draft pick. Connecticut sent its 2015 third round pick to New York.
Bria Hartley	Acquired from Washington along with Kia Vaughn in exchange for Carolyn Swords (to Seattle)
Sugar Rodgers	Acquired from Minnesota in exchange for the right to swap third round picks in 2015.
Epiphanny Prince	Acquired from Chicago in exchange for guard Cappie Pondexter in 2015.
Amanda Zahui B.	Acquired from Dallas in addition to a 2017 second round pick in exchange for a 2017 first round pick.
Kia Vaughn	Acquired from Washington along with Bria Hartley in exchange for Carolyn Swords (to Seattle)

# 2018 NEW YORK LIBERTY SPOTTER'S CHART



#9 REBECCA ALLEN  
GUARD /FORWARD  
2ND SEASON



#15 BRITTANY BOYD  
GUARD  
4TH SEASON



#31 TINA CHARLEES  
FORWARD  
9TH SEASON



#0 MARISSA COLEMAN  
GUARD  
10TH SEASON



#8 BRIA HARTLEY  
GUARD  
5TH SEASON



#5 KIA NURSE  
GUARD  
1ST SEASON



#10 EPIHANNY PRINCE  
GUARD  
9TH SEASON



#14 SUGAR RODGERS  
GUARD  
6TH SEASON



#41 KIAH STOKES  
CENTER  
4TH SEASON



#7 KIA VAUGHN  
CENTER  
9TH SEASON



#17 AMANDA ZAHUI B  
CENTER  
4TH SEASON



#1 SHAVONTE ZELLOOUS  
GUARD  
9TH SEASON



KATIE SMITH  
HEAD COACH  
1ST SEASON



HERB WILLIAMS  
ASSISTANT COACH  
4TH SEASON



BARBARA FARRIS  
ASSISTANT COACH  
1ST SEASON



TERESA WEATHERSPOON  
DIR. PLAYER DEVELOPMENT  
3RD SEASON



## HEAD COACH

# KATIE SMITH

1ST SEASON (1ST OVERALL) | 2-2 (2-2 IN NEW YORK) | OHIO STATE '96

1ST SEASON (1ST WITH NEW YORK) • OHIO STATE '96

3-4 (.429) OVERALL RECORD | 3-4 (.429) WITH NEW YORK | 0-0 (.000) PLAYOFFS

Katie Smith enters her fourth season as a member of the New York Liberty coaching staff, having been promoted to associate head coach for the 2016 season, after serving two years as an assistant coach. Since Smith joined the coaching staff, the Liberty has posted an overall record of 59-43 (.578), posting back-to-back 20-win seasons and WNBA Playoffs berths in 2015 and 2016.

Smith spent the 2013 season – her final in the WNBA – with the Liberty, reuniting with Bill Laimbeer who she won two titles with as a member of the Detroit Shock (now Dallas). She retired after the 2013 campaign, finishing her 17-year playing career as the all-time leading scorer in women's professional basketball and second in WNBA history, scoring 7,885-career points as a professional and 6,452 in the WNBA.

A 15-year veteran of the WNBA, Smith was a seven-time All-Star and two-time First Team All-WNBA selection. She won WNBA Championships in 2006 and 2008 with the Shock, and in 2011 was voted one of the Top 15 Players in WNBA history. She ranks first in the WNBA in both three-point field goals made (906) and attempted (2,466), second in career points (6,452), fourth in free throws made (1,440) and 10th in all-time assists (1,258).

Smith is the all-time leading scorer in the history of U.S. women's professional basketball (ABL & WNBA) with 7,885 career points. Smith signed with the WNBA in 1999, joining Minnesota after a two-year stint in the ABL. In 2006, she became the only player to win a championship with both the ABL and WNBA, which was the same year she became the first player to win a WNBA All-Star game as a member of both the Eastern and Western Conference teams. During the WNBA's 20th season in 2016, Smith was voted as one of the top-20 best and most influential players in league history.

Her success also extended to the international level, having won three Olympic Gold Medals in 2000, 2004 and 2008, and the World Championships in 1998 and 2002.

Smith spent several seasons on the women's basketball staff at her alma mater Ohio State University. As a student-athlete for the Buckeyes, Smith helped guide her team to the NCAA championship game as a freshman, and went on to break the Big Ten scoring record for points scored in a career in men's or women's basketball. On Jan. 21, 2001, Ohio State honored her as the first female Buckeye athlete to have her number retired.

### CAREER COACHING HIGHLIGHTS

- Earned first win against Dallas on May 29, 2018 by the score of 94-89.

### CAREER PLAYING HIGHLIGHTS

- Played 15 seasons in the WNBA, retiring in 2013 after playing one year with the New York Liberty
- Retired as the all-time scoring leader in women's professional basketball history with 7,885-career points and ranked second in WNBA history with 6,452 points
- Two-time WNBA Champion (2006, 2008) winning twice with the Detroit Shock
- Voted as one of the top-15 players in WNBA history
- Voted as one of the top-20 best and most influential players in WNBA history in 2016
- Seven-time WNBA All-Star
- Three-time Olympic Gold Medalist (2000, 2004, 2008)

### SMITH'S CAREER COACHING RECORD

Season	Team	Record	Postseason Finish
2018	New York Liberty	3-4 (.429) 3-4 (.429)	

### 2017 LIBERTY COACHING STAFF




**ASSISTANT COACH**  
HERB WILLIAMS  
4TH SEASON



**ASSISTANT COACH**  
BARBARA FARRIS  
1ST SEASON



**DIR. PLAYER DEVELOPMENT**  
TERESA WEATHERSPOON  
4TH SEASON



**HEAD ATHLETIC TRAINER**  
CHANTAL HART  
1ST SEASON

## 2018 NEW YORK LIBERTY OVERALL STATISTICS (3-4)

NO	PLAYER	GP-GS	MIN	FGM-FGA	FG%	3-POINT		FTM-FTA	FT%	---REBOUNDS---			AST	PF-DQ	STL	TO	BLK	PTS/AVG
						FGM-FGA	FG%			OFF	DEF	TOT						
31	Charles, T	7-7	242:12	63-139	0.453	6-28	0.214	24-31	0.774	14	43	57/8.1	19	16-0	8	23	8	156/22.3
5	Nurse, K	7-0	201:02	30-69	0.435	14-37	0.378	28-31	0.903	8	16	24/3.4	15	16-0	5	10	2	102/14.6
1	Zellous, S	7-7	178:20	21-55	0.382	3-14	0.214	25-31	0.806	1	23	24/3.4	27	23-0	4	6	3	70/10.0
8	Hartley, B	7-7	198:59	26-57	0.456	10-23	0.435	3-7	0.429	9	11	20/2.9	30	18-0	3	12	0	65/9.3
0	Coleman, M	7-7	176:26	23-52	0.442	8-22	0.364	2-2	1.000	8	17	25/3.6	13	9-0	7	8	1	56/8.0
14	Rodgers, S	4-1	61:10	8-22	0.364	8-18	0.444	1-2	0.500	2	9	11/2.8	6	11-1	3	3	0	25/6.3
17	Zahui B, A	7-0	93:07	15-34	0.441	3-12	0.250	7-8	0.875	9	16	25/3.6	5	13-0	4	13	2	40/5.7
7	Vaughn, K	5-3	84:33	7-17	0.412	0-0	0.000	2-3	0.667	4	9	13/2.6	5	10-0	6	8	1	16/3.2
9	Allen, R	6-0	70:41	5-20	0.250	2-11	0.182	4-4	1.000	3	9	12/2.0	2	6-0	2	3	5	16/2.7
41	Stokes, K	3-3	58:27	4-6	0.667	0-0	0.000	0-0	0.000	7	13	20/6.7	0	9-0	0	2	1	8/2.7
15	Boyd, B	3-0	27:40	2-8	0.250	1-2	0.500	3-4	0.750	1	3	4/1.3	4	4-0	0	2	0	8/2.7
2	Russell, M	2-0	32:24	1-3	0.333	0-0	0.000	3-4	0.750	0	3	3/1.5	2	2-0	2	1	1	5/2.5
10	Prince, E	0-0	00:00	0-0	0.000	0-0	0.000	0-0	0.000	0	0	0/0.0	0	0-0	0	0	0	0/0.0
Team										60						4		
New York Liberty		7-35	1425:00	205-482	0.425	55-167	0.329	102-127	0.803	66	172	298/42.6	128	137-1	44	95	24	567/81.0
Team										69						10		
OPPONENTS		7-35	1425:00	204-474	0.430	51-152	0.336	112-151	0.742	63	181	313/44.7	130	133-0	44	97	23	571/81.6

NO	PLAYER	MIN	----- SINGLE GAME HIGHS -----						----- AVERAGE PER GAME -----							----- AVERAGE PER 48 MIN -----					
			REB	AST	STL	TO	BLK	PTS	MIN	REB	AST	STL	TO	BLK	PTS	REB	AST	STL	TO	BLK	PTS
31	Charles, T	37:23	12	5	3	6	3	34	34:36	8.1	2.7	1.1	3.3	1.1	22.3	9.4	3.1	1.3	3.8	1.3	25.8
5	Nurse, K	40:25	9	4	2	4	1	34	28:43	3.4	2.1	0.7	1.4	0.3	14.6	4.8	3.0	1.0	2.0	0.4	20.3
1	Zellous, S	32:54	6	9	1	3	1	19	25:28	3.4	3.9	0.6	0.9	0.4	10.0	5.4	6.1	0.9	1.3	0.7	15.7
8	Hartley, B	33:33	5	6	2	3	0	18	28:25	2.9	4.3	0.4	1.7	0.0	9.3	4.0	6.0	0.6	2.4	0.0	13.1
0	Coleman, M	32:09	7	3	4	2	1	12	25:12	3.6	1.9	1.0	1.1	0.1	8.0	5.7	2.9	1.6	1.8	0.2	12.7
14	Rodgers, S	26:57	6	2	2	2	0	16	15:17	2.8	1.5	0.8	0.8	0.0	6.3	7.2	3.9	2.0	2.0	0.0	16.3
17	Zahui B, A	22:04	8	1	2	5	1	15	13:18	3.6	0.7	0.6	1.9	0.3	5.7	10.7	2.1	1.7	5.6	0.9	17.2
7	Vaughn, K	23:44	5	3	2	4	1	8	16:54	2.6	1.0	1.2	1.6	0.2	3.2	6.2	2.4	2.8	3.8	0.5	7.6
9	Allen, R	20:20	3	1	1	1	2	9	11:46	2.0	0.3	0.3	0.5	0.8	2.7	6.8	1.1	1.1	1.7	2.8	9.1
41	Stokes, K	25:46	12	0	0	2	1	4	19:29	6.7	0.0	0.0	0.7	0.3	2.7	13.7	0.0	0.0	1.4	0.7	5.5
15	Boyd, B	12:21	3	3	0	1	0	3	09:13	1.3	1.3	0.0	0.7	0.0	2.7	5.8	5.8	0.0	2.9	0.0	11.6
2	Russell, M	18:47	2	2	2	1	1	3	16:12	1.5	1.0	1.0	0.5	0.5	2.5	3.7	2.5	2.5	1.2	1.2	6.2
10	Prince, E	00:00	0	0	0	0	0	0	00:00	0.0	0.0	0.0	0.0	0.0	0.0	0.0	0.0	0.0	0.0	0.0	0.0

## 2018 LAS VEGAS ACES OVERALL STATISTICS (1-7)

NO	PLAYER	GP-GS	MIN	FGM-FGA	FG%	3-POINT		FTM-FTA	FT%	---REBOUNDS---			AST	PF-DQ	STL	TO	BLK	PTS/AVG
						FGM-FGA	FG%			OFF	DEF	TOT						
22	Wilson, A	8-8	238:31	52-123	0.423	0-0	0.000	59-77	0.766	16	46	62/7.8	14	21-0	6	13	9	163/20.4
21	McBride, K	6-6	191:53	33-79	0.418	9-23	0.391	11-15	0.733	9	15	24/4.0	12	8-0	7	15	2	86/14.3
12	Coffey, N	6-6	142:50	23-53	0.434	2-5	0.400	23-35	0.657	5	14	19/3.2	7	18-0	4	17	2	71/11.8
1	Young, T	8-4	212:04	29-76	0.382	1-5	0.200	19-25	0.760	5	26	31/3.9	16	21-0	7	16	2	78/9.8
5	Hamby, D	8-0	91:10	22-34	0.647	4-10	0.400	9-13	0.692	5	21	26/3.3	7	11-0	4	6	4	57/7.1
15	Allen, L	8-6	199:51	19-47	0.404	1-12	0.083	5-8	0.625	2	13	15/1.9	35	12-0	12	6	0	44/5.5
10	Plum, K	6-2	103:20	9-27	0.333	4-13	0.308	10-12	0.833	1	9	10/1.7	19	11-0	0	6	0	32/5.3
31	Nared, J	7-0	88:11	10-28	0.357	3-11	0.273	8-8	1.000	1	12	13/1.9	2	8-0	6	4	0	31/4.4
3	Bone, K	8-1	103:00	12-27	0.444	0-0	0.000	3-3	1.000	5	15	20/2.5	15	15-0	0	10	2	27/3.4
13	Louis, R	2-0	21:20	2-5	0.400	0-1	0.000	2-3	0.667	1	3	4/2.0	1	2-0	1	4	0	6/3.0
19	Park, J	8-3	92:53	8-25	0.320	0-0	0.000	3-5	0.600	7	22	29/3.6	9	10-0	3	7	3	19/2.4
8	Swords, C	7-4	90:07	5-20	0.250	0-0	0.000	5-7	0.714	10	16	26/3.7	4	16-0	2	8	5	15/2.1
17	Holmes, S	1-0	12:03	1-1	1.000	0-0	0.000	0-1	0.000	1	0	1/1.0	1	1-0	1	1	1	2/2.0
00	Schimmel, S	2-0	12:44	0-5	0.000	0-4	0.000	0-0	0.000	0	2	2/1.0	1	0-0	0	1	0	0/0.0
4	Jefferson, M	0-0	00:00	0-0	0.000	0-0	0.000	0-0	0.000	0	0	0/0.0	0	0-0	0	0	0	0/0.0
Team										77						5		
Las Vegas Aces		8-40	1600:00	225-550	0.409	24-84	0.286	157-212	0.741	68	214	359/44.9	143	154-0	53	119	30	631/78.9
Team										60						9		
OPPONENTS		8-40	1600:00	246-561	0.439	71-185	0.384	146-178	0.820	77	231	368/46.0	163	181-1	58	113	46	709/88.6

----- SINGLE GAME HIGHS -----									----- AVERAGE PER GAME -----							----- AVERAGE PER 48 MIN -----						
NO	PLAYER	MIN	REB	AST	STL	TO	BLK	PTS	MIN	REB	AST	STL	TO	BLK	PTS	REB	AST	STL	TO	BLK	PTS	
22	Wilson, A	33:57	12	3	2	3	3	27	29:48	7.8	1.8	0.8	1.6	1.1	20.4	10.4	2.3	1.0	2.2	1.5	27.3	
21	McBride, K	36:38	6	4	2	4	1	21	31:58	4.0	2.0	1.2	2.5	0.3	14.3	5.0	2.5	1.5	3.1	0.4	17.9	
12	Coffey, N	32:02	6	6	2	3	2	23	23:48	3.2	1.2	0.7	2.8	0.3	11.8	5.3	2.0	1.1	4.8	0.6	19.9	
1	Young, T	33:12	7	5	3	4	1	23	26:30	3.9	2.0	0.9	2.0	0.3	9.8	5.8	3.0	1.3	3.0	0.4	14.7	
5	Hamby, D	24:29	6	2	2	2	3	24	11:23	3.3	0.9	0.5	0.8	0.5	7.1	11.4	3.1	1.8	2.6	1.8	25.0	
15	Allen, L	33:38	5	8	4	2	0	9	24:58	1.9	4.4	1.5	0.8	0.0	5.5	3.0	7.0	2.4	1.2	0.0	8.8	
10	Plum, K	29:11	5	6	0	3	0	12	17:13	1.7	3.2	0.0	1.0	0.0	5.3	3.9	7.4	0.0	2.3	0.0	12.4	
31	Nared, J	20:10	3	1	2	1	0	10	12:35	1.9	0.3	0.9	0.6	0.0	4.4	5.9	0.9	2.7	1.8	0.0	14.1	
3	Bone, K	19:31	6	3	0	2	1	10	12:52	2.5	1.9	0.0	1.3	0.3	3.4	7.8	5.8	0.0	3.9	0.8	10.5	
13	Louis, R	12:47	2	1	1	3	0	3	10:40	2.0	0.5	0.5	2.0	0.0	3.0	7.5	1.9	1.9	7.5	0.0	11.3	
19	Park, J	21:31	11	3	1	2	2	6	11:36	3.6	1.1	0.4	0.9	0.4	2.4	12.5	3.9	1.3	3.0	1.3	8.2	
8	Swords, C	15:34	7	1	1	2	3	6	12:52	3.7	0.6	0.3	1.1	0.7	2.1	11.5	1.8	0.9	3.6	2.2	6.7	
17	Holmes, S	12:03	1	1	1	1	1	2	12:03	1.0	1.0	1.0	1.0	1.0	2.0	3.3	3.3	3.3	3.3	3.3	6.6	
00	Schimmel, S	08:16	1	1	0	1	0	0	06:22	1.0	0.5	0.0	0.5	0.0	0.0	6.3	3.1	0.0	3.1	0.0	0.0	
4	Jefferson, M	00:00	0	0	0	0	0	0	00:00	0.0	0.0	0.0	0.0	0.0	0.0	0.0	0.0	0.0	0.0	0.0	0.0	

# LAS VEGAS ACES

## QUICK FACTS

Arena (Capacity)....Mandalay Bay Events Center(12,000)  
 Inaugural Season .....2003  
 .....Utah Starzz (1997-2002)  
 .....San Antonio Stars (2003-2017)  
 All-Time Record.....301-426 (.414)  
 All-Time Playoff Record .....10-23 (.303)  
 WNBA Finals Appearances .....1  
 WNBA Championships .....0  
 2017 Playoffs .....None  
 2017 Record .....8-26 (6th West)  
 2017 vs. Liberty.....1-2  
 Last 10 Games vs. Liberty.....3-7  
 Current Streak vs. Liberty .....L1

## LIBERTY HISTORY VS. LAS VEGAS

All-Time Record.....25-18  
 Home .....15-7  
 Away.....10-11  
 Overtime.....1-1  
 Postseason .....0-0

### Liberty

Most Points .....90 at San Antonio (6/11/16)  
 Fewest Points .....53 at San Antonio (7/25/13)  
 Largest Victory .....28 (73-45) at San Antonio (8/19/15)  
 Individual Points ....27 - Rebecca Lobo at Utah (8/19/97)  
 .....27 - Shameka Christon at San Antonio (7/8/08)

### Stars

Most Points .....94 at New York (7/8/12)  
 Fewest Points .....45 at San Antonio (8/19/15)  
 Largest Victory .....14 (80-66) at San Antonio (7/9/14)  
 Individual Points ..31 - Kayla McBride at San Antonio (8/1/17)

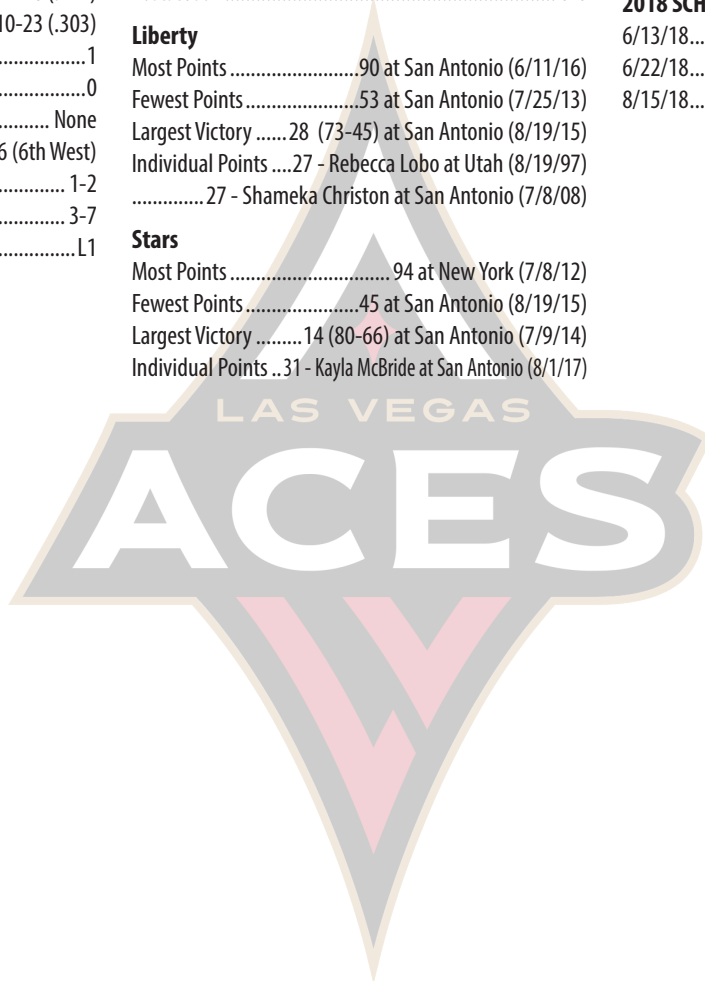
## RECENT MATCHUPS

### 2017 RESULTS VS. SAN ANTONIO (2-1)

5/13/17.....at New York .....W, 73-64  
 8/1/17.....at San Antonio.....L, 81-93  
 9/1/17.....at New York .....W, 81-69

### 2018 SCHEDULE

6/13/18.....at New York .....7:00 PM  
 6/22/18.....at Las Vegas .....7:00 PM  
 8/15/18.....at Las Vegas .....7:00 PM



## 2018 NEW YORK LIBERTY REGULAR SEASON GAME-BY-GAME

Date	Opponent	W/L	Team/Opp	Home	Road	Total	High Scoring	High Rebounds	High Assists	Opponent Scoring	Atten.
May 20	at Chicago	L	76- 80	0-0	0-1	0-1	Charles-19	Zahui B.-7	Hartley-6	Quigley-22	7,922
May 25	MINNESOTA	L	72- 78	0-1	0-1	0-2	Charles-18	Charles-12	Hartley-3	Augustus-21	2,319
May 29	DALLAS	W	94- 89	1-1	0-1	1-2	Charles-34	Charles-10	Zellous-9	Cabbage-28	1,516
June 2	at Indiana	W	87-81(OT)	1-1	1-1	2-2	Nurse-34	Stokes-12	Nurse-4	K. Mitchell-26	5,575
June 5	PHOENIX	L	74-80	1-2	1-1	2-3	Charles-25	Zahui B.-8 Charles-8	Hartley-5	Griner-26	7,215
June 6	CONNECTICUT	L	86- 88	1-3	1-1	2-4	Charles-24	Charles-9	Zellous-7	J. Thomas-19	1,581
June 10	INDIANA	W	78- 75	2-3	1-1	3-4	Rodgers-16	Hartley-4	Tied with-3	K. Mitchell-19	1,537

## 2018 NEW YORK LIBERTY REGULAR SEASON GAME-BY-GAME TOTALS

TEAM	DATE	MIN	FGM	FGA	FG%	3PM	3PA	3P%	FTM	FTA	FT%	OR	DR	REB	AST	STL	BLK	TO	PF	PTS
at Chicago	May 20	200	26	72	0.361	9	25	0.360	15	19	0.789	8	22	30	18	10	4	8	18	76
MINNESOTA	May 25	200	27	72	0.375	5	24	0.208	13	18	0.722	11	23	34	11	4	2	6	20	72
DALLAS	May 29	200	36	69	0.522	9	22	0.409	13	16	0.812	7	25	32	22	11	3	14	21	94
at Indiana	June 2	225	27	68	0.397	3	19	0.158	30	32	0.938	12	34	46	14	4	5	20	18	87
PHOENIX	June 5	200	31	75	0.413	9	28	0.321	3	5	0.600	19	20	39	19	6	0	17	19	74
CONNECTICUT	June 7	200	32	69	0.464	7	25	0.280	15	19	0.789	6	29	35	25	3	5	11	21	86
INDIANA	June 10	200	26	57	0.456	13	24	0.542	13	18	0.722	3	19	22	19	6	5	15	20	78

## 2018 OPPONENT REGULAR SEASON GAME-BY-GAME TOTALS

TEAM	DATE	MIN	FGM	FGA	FG%	3PM	3PA	3P%	FTM	FTA	FT%	OR	DR	REB	AST	STL	BLK	TO	PF	PTS
at Chicago	May 20	200	30	63	0.476	6	13	0.462	14	18	0.778	9	34	43	20	5	6	15	19	80
MINNESOTA	May 25	200	27	69	0.391	4	18	0.222	20	25	0.800	10	34	44	13	4	2	9	17	78
DALLAS	May 29	200	28	59	0.475	13	31	0.419	20	28	0.714	6	26	32	18	8	4	32	20	89
at Indiana	June 2	225	31	79	0.392	7	23	0.304	12	18	0.667	10	23	33	17	6	1	9	28	81
PHOENIX	June 5	200	28	56	0.500	7	23	0.304	17	19	0.895	3	18	21	21	8	4	11	9	80
CONNECTICUT	June 7	200	33	82	0.402	8	25	0.320	14	24	0.583	16	24	40	22	6	3	9	21	88
INDIANA	June 10	200	27	66	0.409	6	19	0.316	15	19	0.789	9	22	31	19	7	3	15	19	75

## 2018 NEW YORK LIBERTY REGULAR SEASON MISCELLANEOUS GAME-BY-GAME

Opponent	Date	W/L	Score	Ties	LC	Largest lead		Paint		2nd Chance		Fastbreak		Off T0's		Bench	
						NYL	Opp	NYL	Opp	NYL	OPP	NYL	OPP	NYL	OPP	NYL	OPP
at Chicago	May 20	L	80-75	7	8	5	8	28	34	14	8	9	8	15	16	35	34
MINNESOTA	May 25	L	78-72	5	16	6	6	30	16	18	11	3	13	2	12	29	17
DALLAS	May 29	W	94-89	3	3	5	17	28	38	6	10	12	8	10	23	20	13
at Indiana	June 2	W	87-81	7	7	20	7	34	22	14	7	8	6	22	8	36	7
PHOENIX	June 5	L	80-74	8	17	8	6	38	28	16	2	0	5	18	11	19	9
CONNECTICUT	June 7	L	88-86	1	8	15	4	36	40	5	19	3	4	15	14	21	25
INDIANA	June 10	W	78-75	14	18	7	5	16	24	9	12	0	0	17	12	32	25

## 2018 NEW YORK LIBERTY REGULAR SEASON SCORE BY PERIOD

Date	Team	W/L	NEW YORK LIBERTY								OPPONENTS							
			1st	2nd	1st Half	3rd	4th	2nd Half	OT	Total	1st	2nd	1st Half	3rd	4th	2nd Half	OT	Total
May 20	at Chicago	L	22	18	40	11	24	35		76	22	16	38	18	24	42		80
May 25	MINNESOTA	L	19	17	36	23	13	36		72	21	20	41	14	23	37		78
May 29	DALLAS	W	14	23	37	22	35	57		94	31	15	46	22	21	43		89
June 2	at Indiana	W	21	25	46	12	13	25	16	87	19	10	29	23	19	42	10	81
June 5	PHOENIX	L	27	11	38	17	19	36		74	21	22	43	14	23	37		80
June 7	CONNECTICUT	L	29	25	54	17	15	32		86	18	23	41	27	20	47		88
June 10	INDIANA	W	17	21	38	19	21	40		78	18	18	36	19	20	39		75

## LEAGUE RANKINGS

	STAT	RANK
Points Per Game	81.0	6
Opponent Points Per Game	81.6	6
FG Percentage	.425	8
Opponent FG Percentage	.430	8
Free Throw Percentage	.803	5
3FG Percentage	.294	12
Opponent 3FG Percentage	.329	7
Offensive Rebounds Per Game	9.4	4
Defensive Rebounds Per Game	24.6	8
Rebounds Per Game	34.0	8
Assists Per Game	18.3	5
Steals Per Game	6.3	8
Turnovers Per Game	13.6	17
Blocks Per Game	3.4	8

## INDIVIDUAL LEAGUE LEADERS

<b>TINA CHARLES</b>	STAT	RANK
Scoring Average	22.3	2
Offensive Rebounds Per Game	2.0	10
Defensive Rebounds Per Game	6.1	8
Rebounds Per Game	8.1	5
Minutes Per Game	34.6	2
Steals Per Game	1.14	19

<b>MARISSA COLEMAN</b>	STAT	RANK
Steals Per Game	1.17	19

<b>BRIA HARTLEY</b>	STAT	RANK
Assists Per Game	4.3	8

<b>KIA NURSE</b>	STAT	RANK
Points Per Game	14.6	18

<b>SHAVONTE ZELLOUS</b>	STAT	RANK
Assists Per Game	3.9	12

<b>REBECCA ALLEN</b>	STAT	RANK
Blocks Per Game	0.83	16

## 2018 WNBA STANDINGS

LEAGUE OVERALL	W	L	PCT	GB	CONF	HOME	ROAD	L-10	STREAK
#1 Connecticut Sun	7	1	0.875	-	4-1	4-0	3-1	7-1	W 2
#2 Los Angeles Sparks	5	2	0.714	1.5	3-1	3-1	2-1	5-2	W 1
#3 Phoenix Mercury	7	3	0.700	1	4-2	3-2	4-1	7-3	W 5
#4 Seattle Storm	6	3	0.667	1.5	4-2	3-2	3-1	6-3	L 1
#5 Atlanta Dream	5	3	0.625	2	2-0	2-2	3-1	5-3	W 3
#6 Dallas Wings	4	3	0.571	2.5	1-2	2-0	2-3	4-3	W 2
#7 Washington Mystics	5	4	0.556	2.5	2-1	3-2	2-2	5-4	L 3
#8 New York Liberty	3	4	0.429	3.5	2-2	2-3	1-1	3-4	W 1
#9 Chicago Sky	3	5	0.375	4	2-2	2-2	1-3	3-5	L 2
#10 Minnesota Lynx	3	6	0.333	4.5	1-3	1-2	2-4	3-6	L 1
#11 Las Vegas Aces	1	7	0.125	6	0-3	1-2	0-5	1-7	L 3
#12 Indiana Fever	0	8	0.000	7	0-6	0-5	0-3	0-8	L 8

## LIBERTY 2018 SEASON HEADLINES

- New York finished with the best record in the WNBA Eastern Conference for the 3rd-straight season, going 22-12 overall, earning the No. 3 seed in the WNBA Playoffs.
- The Liberty posted three consecutive seasons with at least 20 victories.
- New York lost to Washington in the 2nd Round of the WNBA Playoffs, falling in a single-elimination game at The Garden 82-68.
- Tina Charles finished the season ranked 3rd in the WNBA in scoring, 4th in rebounding, and 6th in minutes (32.2 mpg). She was named 1st Team All-WNBA for a 3rd-straight season and named 1st Team WNBA All-Defensive for the 1st time in her career. Charles was named 1st Team All-WNBA for a 2nd-straight season, becoming the 1st Liberty player to earn the accolade in back-to-back seasons.
- Katie Smith became the 7th head coach in franchise history this year. Smith retired following the 2013 season in New York, and spent the last four years as an assistant coach with the Liberty, having been promoted to Associate Head Coach prior to the 2016 season.

## KEY MATCHUP

The game will feature a head-to-head matchup between two of the league's best all-around players in Tina Charles and A'ja Wilson. Charles, the seasoned veteran, is second in the league in scoring and fifth in rebounding. Wilson, the rookie phenom, ranks sixth in the league in both categories, averaging 20.4 points and 7.8 rebounds per game.

## PLAYER TO WATCH

Sugar Rodgers was on fire from behind the arc against Indiana. Her five makes were the most by a Liberty player this season. Her 16 points led the team in the victory.

## KEY STAT

The Aces are allowing opponents to hit a league-best 38.4 percent from three this season. The Liberty average 23.9 three-point attempts per game, the most in the WNBA.

## LAST MEETING

On September 1, 2017, Tina Charles and Epiphanny Prince scored 16 points apiece as the New York Liberty beat the San Antonio Stars, 81-69.

Shavonte Zellous and Kia Vaughn each added 10 points for the Liberty. Kelsey Plum led the Stars with 18.

New York entered the matchup having already clinched a first-round postseason bye. It was the second-to-last game for San Antonio, who relocated to Las Vegas following the 2017 season.

## LIBERTY FACTS & FIGURES - KEY NUMBERS

**9**  
New York has netted nine threes as a team three times this season going 1-2 (Chicago (5/20), Dallas (5/29) and Phoenix (6/5)).

**34**  
The Liberty have had two players-Tina Charles vs. Dallas (5/29) and Kia Nurse at Indiana (6/2)-finish with 34 points.

**2**  
Kiah Stokes is two blocks away from tying second all-time in Liberty history and two rebounds short of tying ninth.

**6**  
Bria Hartley has finished with six assists twice this season.

**5**  
Sugar Rodgers' five triples against Indiana (6/10) marked the most makes by a Liberty player this season.

**2-1**  
The Liberty are 2-1 when Kiah Stokes is featured in the lineup.

## DOWN TO THE WIRE

The Liberty have yet to experience a relaxed fourth quarter this season, as each of their matchups have come down to the final minute of play. Their average point differential is -0.6, and their four setbacks have been by a combined 15 points.

## SPREADING THE WEALTH

The win over Indiana saw five Liberty players score in double figures- Sugar Rodgers (16), Charles (13), Hartley (12), Shavonte Zellous (10), and Nurse (10). It was the second consecutive game in which four or more players reached the 10-point benchmark. The bench chipped in 32, and on the season Liberty reserves have averaged 27.4 points per contest.

## FIRING FROM DEEP

Liberty players are not afraid to let it fly from behind the arc. Their 23.9 three-point attempts per game lead the league. Versus Indiana the second time around, New York had its best performance from distance this season, going 13-of-24. Rodgers spearheaded the attack with five of her own, the most made by a Liberty player this season.

## ON THE MEND

Wednesday's matchup against Las Vegas marks a return for both Epiphanny Prince and Kiah Stokes. Since recovering from a concussion, Prince has yet to be featured in a game this season. Stokes has sat out the past three games to nurse a left foot injury. It will be the first game this season the Liberty have a full roster at their disposal. Prince averaged 12.0 points per game in 2017, and the team is 2-1 when Stokes has suited up this year.

## NEW YORK VS. INDIANA RECAP (6/10)

*LIBERTY HANG ON TO BEAT FEVER, 78-75*

Five Liberty players reach double figures in their second win over Indiana this season

New York, NY – June 10, 2018 – Marissa Coleman refused to let her former team steal one at the Westchester County Center, sinking a three with 16.8 seconds remaining in a tie game. The shot would prove to be the game winner, as the New York Liberty held on to beat the Indiana Fever, 78-75. The victory snapped a two-game skid for New York, while Indiana lost their eighth straight contest to begin the season.

The Liberty (3-4) were trailing by three with just over two minutes remaining when Bria Hartley decided to take over. The guard scored seven straight points to give New York a three-point lead, before Victoria Vivians tied the game for the Fever (0-8) with 33 seconds left. Coleman would provide the answer just 17 seconds later to reward New York the victory.

It was another tightly contested battle for the Liberty, who have seen every game this season settled by single digits. There were 18 lead changes, and neither team led by more than seven at any point in the contest.

Head coach Katie Smith spoke about the game. "It was another tough one. I thought it was tough for either team to really get a flow. It was a really hard-fought game. It just never felt easy, but I thought our squad had a lot of contribution off the bench which gave us a spark and probably put us over the top."

The Liberty came into the contest shooting just 30.1 percent from distance, the second-lowest mark in the league. Against Indiana, they converted a season-best 13 of their 24 attempts (54.2%), the most threes the Fever have endured in their franchise history. Sugar Rodgers led the way, making five of her nine attempts from behind the arc, the most makes in a game by a Liberty player this season. She paced the team with 16 points.

Tina Charles' 13 points and four rebounds both tabbed a season-low.

Four other Liberty players joined her in double figures-Rodgers (16), Hartley (12), Shavonte Zellous (10), and Kia Nurse (10). It was the second consecutive game where at least four players reached the 10-point benchmark. Liberty reserves combined for 32 points.

Charles commented on her teammates contributions. "The team definitely stepped up. I've been in situations like that before where the ball is just not going in the rim and it's frustrating. When you have a team that is playing hard and encouraging each other, it just shows the depth of this team. Everyone is capable of being a star in their own role."

The Liberty celebrated its eighth annual Pride Night with special guests White Plains based organization The LOFT: LGBT Community Center and the NOH8 Campaign.

New York will look to a midweek contest against former head coach, Bill Laimbeer and the Las Vegas Aces, on Wednesday, June 13. The action begins at 7 p.m. (ET) inside the Westchester County Center.

## NEW YORK VS. CONNECTICUT RECAP (6/7)

*LIBERTY LOSE A HEARTBREAKER TO SUN IN BUZZER-BEATING FASHION, 88-86*

Despite 24 points from Tina Charles, Liberty can't hold on against the league-leading Sun

## NEW YORK LIBERTY FRANCHISE ALL TIME LEADERS

### POINTS SCORED

1.	Vickie Johnson	3,246
2.	Cappie Pondexter	2,970
3.	<b>Tina Charles</b>	<b>2,685</b>
4.	Becky Hammon	2,367
5.	Crystal Robinson	2,301
6.	Shameka Christon	2,295
7.	Tari Phillips	1,826
8.	Essence Carson	1,790
9.	Janel McCarville	1,448
10.	Tamika Whitmore	1,394

### SCORING AVERAGE (AS OF LAST SEASON)

1.	<b>Tina Charles</b>	<b>18.9</b>
2.	Cappie Pondexter	17.9
3.	Tari Phillips	12.9
4.	Sophia Witherspoon	12.1
5.	Shameka Christon	11.6
6.	Vickie Johnson	11.5
7.	Janel McCarville	11.3
8.	Ann Wauters	11.3
9.	Crystal Robinson	10.7
10.	Plenette Pierson	10.6

### REBOUNDS

1.	<b>Tina Charles</b>	<b>1,289</b>
2.	Tari Phillips	1,077
3.	Vickie Johnson	1,053
4.	Sue Wicks	788
5.	Teresa Weatherspoon	750
6.	Cathrine Kraayeveld	703
7.	Janel McCarville	695
8.	Shameka Christon	679
9.	Elena Baranova	654
10.	<b>Kiah Stokes</b>	<b>652</b>

### BLOCKED SHOTS

1.	Sue Wicks	155
2.	Elena Baranova	147
3.	<b>Kiah Stokes</b>	<b>145</b>
4.	Shameka Christon	133
5.	Janel McCarville	113
6.	<b>Tina Charles</b>	<b>110</b>
7.	Tamika Whitmore	98
8.	Plenette Pierson	85
9.	Rebecca Lobo	84
10.	Essence Carson	83

### 3PT FIELD GOALS MADE

1.	Crystal Robinson	400
2.	Becky Hammon	331
3.	Shameka Christon	288
4.	Cappie Pondexter	236
5.	Leilani Mitchell	233
6.	Vickie Johnson	221
	<b>Sugar Rodgers</b>	<b>221</b>
8.	Cathrine Kraayeveld	215
9.	Nicole Powell	167
10.	Loree Moore	140

### TIMES LED THE LIBERTY IN

	PTS	REB	AST	STL	BLK	MIN	10+ PTS	15+ PTS	20+ PTS	30+ PTS	5+ REB	10+ REB	5+ AST	10+ AST	3+ STL	3+ BLK	DBL-DBL
Sugar Rodgers	1			1			1	1			1				1		
Marissa Coleman				3			2				1						
Tina Charles	5	4	1	2	3	4	7	6	4	1	5	1					3
Bria Hartley		1	4	1		1	2	1					2				
Shavonte Zellous			3	1	1		3	2			1		2				
Kia Nurse	1		2	2	1	2	5	2	1	1	1						
Amanda Zahui B.		2		2	1		1				2						
Mercedes Russell				1	1												
Rebecca Allen					2												
Brittany Boyd			1														
Epiphanny Prince																	
Kiah Stokes		1			1						2	1					
Kia Vaughn				2													

## NEW YORK'S RECORD WHEN...

Overall.....	2-4
At home .....	1-3
On the road .....	1-1
Against Eastern Conference.....	1-2
Against Western Conference.....	1-2
After a win .....	1-1
After a loss .....	1-2
In overtime .....	1-0
Games decided by 1-3 points .....	0-1
Games decided by 4-5 points .....	1-1
Games decided by 6-10 points .....	1-2
Games decided by 11-20 points .....	0-0
Games decided by 20+ points.....	0-0
Scoring 70+ points .....	2-4
Scoring under 70 points .....	0-0
Opponent scores 70+ points .....	2-3
Opponent scores under 70 points .....	0-0
Shooting under 44 percent.....	1-3
Shooting 44-49 percent .....	0-1
Shooting 50-54 percent .....	1-0
Shooting 55-59 percent .....	0-0
Shooting 60 percent or higher.....	0-0
Outrebound opponent .....	1-1
Opponent outrebounds New York .....	1-2
Rebounds are even.....	1-0
Creates more turnovers .....	1-2
Opponent creates more turnovers .....	1-2
Turnovers are even .....	0-0
Scores more points off turnovers.....	1-2
Opponent scores more points off turnovers.....	1-2
Points off turnovers is even .....	0-0
Scores more points in the paint .....	2-2
Opponent scores more points in the paint.....	0-2
Points in the paint is even .....	0-0
Scores more 2nd chance points .....	2-2
Opponent scores more 2nd chance points.....	0-2
2nd chance points are even.....	0-0
Scores more fast break points.....	1-2
Opponent scores more fast break points .....	0-1
Fast break points are even .....	0-0
Scores more bench points .....	2-3
Opponent scores more bench points .....	0-1
Bench points are even .....	0-0
On Monday.....	0-0
On Tuesday .....	1-1
On Wednesday .....	0-0
On Thursday .....	0-1
On Friday.....	0-1
On Saturday .....	1-0
On Sunday.....	0-1

## AP WNBA PRESEASON POLL

Rank	Team
1.	Minnesota (9)
2.	Los Angeles (5)
3.	Connecticut
4.	Phoenix
5.	New York
6.	Dallas
7.	Seattle
8.	Washington
9.	Atlanta
10.	Chicago
11.	Las Vegas
12.	Indiana

New York, NY — June 7, 2018 — A Marissa Coleman layup with 30 seconds left on the clock gave the New York Liberty an 85-84 lead over the Connecticut Sun, and a Bria Hartley free throw with 5.8 seconds remaining extended the lead to two. As the final buzzer sounded at the Westchester County Center, the Sun netted a miracle thanks to a four-point play from Shekinna Stricklen to round out the final, 88-86.

The Liberty (2-4) held a 13-point lead at halftime which included a 54-point outburst, but they mustered just 32 points after the break. The game marked yet another nail-biting finish for the Liberty who have seen each one of their matchups determined by single digits, combining for 15 points.

Despite another tough loss, head coach Katie Smith largely lauded her team's effort. "I love our squad, I like their mentality and that they battle when they are tired. They show up every day and are trying to do things we have asked them. But we just needed a little more."

Tina Charles continued her excellent start to the season, putting up a team-high 24 points to go along with nine rebounds and five assists. It was the fourth consecutive game with over 20 points for the league's leading scorer.

Charles commented on the loss. "We know this game should have been ours with the talent we have in the room, we know how much hard work Katie and the coaching staff has been putting in to prepare us for games. When we watch film, we know we are right there. We have to keep holding each other accountable and motivating one another."

A variety of other Liberty players helped the cause. Shavonte Zellous returned to double figures after a quiet two-point performance against Phoenix (6/5), finishing with 13 points along with seven assists. Coleman turned in a well-rounded game, notching 11 points, seven rebounds, three assists, while Kia Nurse chipped in 11 points off the bench.

After getting to the line just five times against Phoenix (6/5), the Liberty cashed in from the charity stripe in this one, hitting 15-of-19 attempts. Connecticut, meanwhile, shot just 50%, leaving 12 points at the line. However, the Sun attempted 13 more shots than the Liberty, due to an advantage in both offensive rebounds (16 to 6) and turnovers (9 to 11).

The Liberty have now dropped the first two of their four-game homestand. On Sunday, June 10th, they host the winless Indiana Fever in a rematch of their overtime thriller from last week. Tip-off is set for 3 p.m. (ET) at the Westchester County Center.

## COACH'S CORNER

### 6/10 Postgame Quotes

Katie Smith's opening statement. . .

"Tough one. I thought it was tough for either team to really get a flow. It was a really hard-fought game. It just never felt easy, but I thought our squad had a lot of contribution off the bench which gave us a spark and probably put us over the top."

Smith on team's three-point shooting. . .

"Bria shot the ball well. Sugar shot the ball well. Sugar coming off the bench and hitting those and Nurse hitting a couple in the first half, it definitely helped us out. I thought Sugar came in and really gave us a spark on the offensive end, and we needed it to really give ourselves a cushion. We gave it right back though on a couple of offensive rebounds and some easy buckets by them."

Smith of her team's depth. . .

"I think it's huge. It's something that we need to continue to kind of embrace. We challenge ourselves to make the right reads and of course we miss Tina, but opposing teams make an extraordinary effort to front her, and to put somebody on the back-side. They want somebody else to beat them. There was a couple of good high-low passes and there are other times when we could do a better job getting the ball to her and recognizing situations, but overall it was really good to see other people be aggressive and shoot the ball well. Boyd played well and really pushed the tempo. Again, I thought a lot of people made a lot of contributions."

Smith on what was said during the last timeout. . .

"Just move the basketball, read the defense, and take what they give you. All the time there is something that's there. It's just a matter executing. You need to see it, deliver the pass, and obviously at the end of the day, make the shot. But on the other end it really was about just trying to get rebounds. The other night against Connecticut, that's what killed us in the second half, and here's Indiana flying around, jumping around, and getting extra possessions. That's what we were telling them, just that we have to finish plays with a rebound."

Describe Bria's resiliency and poise to tie it up and then give you the lead:

"I think Bria is really comfortable in those situations and hits big shots for us. She is one of our best drivers and finishers. She can attack the rim and create for others. So that ability, being able to handle it and go make plays late in the shot clock or late in the game is huge. Tonight, she made some big buckets for us."

Smith on what Pride Month means to the Liberty. . .

"I think it's not only this month, but I think for the WNBA, our team, this sport, it really is about diversity. We are all so different. We look different, and we come from different places. It is something we pride ourselves on. We are a part of a sport and a league that really owns that every single day, so we are really proud of our league and who we are as women. We embrace it, and it's a lot of fun to really put it out there and celebrate being comfortable in our own skin."

Smith on the shot from Marissa Coleman. . .

"It probably felt really good for her, and I think the bench, their energy too, they realized how good that must have felt for Marissa. Obviously, it was a much-needed bucket. I am sure that felt very good."

Smith on going up against Bill Laimbeer Wednesday. . .

"It will be great. To have Bill back in New York, I am sure a lot of fans will have fun with him, whether it's good, bad, or booing. He embraces all of that. It will be good to see him in a different role, with another team."

Smith on what this win means moving forward. . .

"I hope so, it was a big win. Playing a team below us in terms of record, and another on Wednesday, maybe you look at the standings and say they are a team that you should beat, but you have to show up against teams like that. There are still a bunch of little things we have to correct and they are some of the same things we have been battling with our first five games. We just really want to get better every night and become

"I think so, and also the confidence that you can play with anybody. We have played some of the best teams whether it's Connecticut, I think Phoenix is one of the better teams, and also Minnesota even though they have lost some games. I think we have shown that if we just become a little bit more disciplined as a basketball team, we are right there with anybody. And again, it helps me as well with just trying to figure out execution at the end, with lineups, this, that and the other. We are all learning through this process, but I appreciate the grit that we show towards the end in trying to pull out games. It doesn't hurt us."

HOME	STAT	AWAY
1-3.....	RECORD .....	1-1
81.5.....	PPG.....	81.5
83.8.....	OPP. PPG.....	80.5
.442.....	FG%.....	.379
.436.....	OPP FG%.....	.430
.303.....	3PT%.....	.273
.330.....	OPP 3PT%.....	.361
.759.....	FT%.....	.882
42.8.....	RPG.....	48.5
19.3.....	APG.....	16.0
6.0.....	SPG.....	7.0
12.8.....	TO.....	14.5
2.5.....	BLK.....	4.5

	RECORD	HOME	ROAD	OT
Overall	2-4	1-3	1-1	1-0
EASTERN	1-2	0-1	1-1	1-0
WESTERN	1-2	1-2	0-0	0-0

## OVERALL

Loss - 2  
Long: Win - 2  
Loss - 2  
Last: Win - 6/2 @ IND 87-81  
Loss - 6/7 - vs. CON 88-86

**HOME**

Loss - 2  
Win - 1  
Loss - 2  
Win - 5/29 vs. DAL 94-89  
Loss - 6/7 - vs. CON 88-86

## ROAD

Win - 1  
Win - 1  
Loss - 1  
Win - 6/2 @ IND 87-81  
Loss- 5/20 @ CHI 80-76

	WON	LOST	OFFENSE		VsOPP		HOME ATTENDANCE		At Start Of:	OVERALL	HOME	ROAD	FG%	OVERALL	HOME	ROAD
May	1	2	70+	2-4	.500+	1-4	Games:	4	2nd Ahead:	1-2	0-2	1-0	-44%	1-3	0-2	1-1
June	1	2	70<	0-0	.500<	1-0	Total:	12,631	Behind:	1-1	1-1	0-0	45-49%	0-1	0-1	0-0
July	0	0	DEFENSE				Average:	3,158	Tied:	0-1	0-0	0-1	50-54%	1-0	1-0	0-0
Aug.	0	0		70+	2-4		High:	7,215	3rd Ahead:	1-2	0-1	1-1	55-59%	0-0	0-0	0-0
Sep.	0	0		70<	0-0				Behind:	1-2	1-2	0-0	+60%	0-0	0-0	0-0
									Tied:	0-0	0-0	0-0				
			4th Ahead:						1-2	0-2	1-0					
			Behind:						1-2	1-1	0-1					
								Tied:	0-0	0-0	0-0					

Largest margin victory .....	6 @ IND 6/2 .....	Largest rebounding margin .....	18 @ PHO 6/5 .....
Smallest margin victory .....	5 vs. DAL 5/29 .....	Opp. largest rebounding margin .....	13 @ CHI 5/20 .....
Largest margin of defeat .....	4 2x, last vs. MIN 5/25 .....	Largest points in the paint margin .....	14 vs. MIN 5/25 .....
Smallest margin of defeat .....	4 2x, last vs. MIN 5/25 .....	Opp. largest point in the paint margin .....	6 @ CHI 5/20 .....
Largest lead .....	20 @ IND 6/2 .....	Largest second chance points margin .....	14 vs. MIN 5/25 .....
Largest lead blown (loss) .....	8 vs. PHO 6/5 .....	Opp. largest second chance points margin .....	4 vs. DAL 5/29 .....
Largest deficit .....	17 vs. DAL 5/29 .....		
Largest deficit overcome for win .....	17 vs. DAL 5/29 .....		

[illegible]

## 2018 NEW YORK LIBERTY STARTING LINEUP COMBINATIONS

GAME	GUARD	GUARD	GUARD/FORWARD	FORWARD	CENTER	RECORD
5/20 @ CHI	HARTLEY	RODGERS	ZELLOUS	COLEMAN	CHARLES	0-1
5/25 vs. MIN	HARTLEY	ZELLOUS	COLEMAN	CHARLES	STOKES	0-1
5/29 vs. DAL	HARTLEY	ZELLOUS	COLEMAN	CHARLES	STOKES	1-1
6/2 @ IND	HARTLEY	ZELLOUS	COLEMAN	CHARLES	STOKES	2-1
6/5 vs. PHO	HARTLEY	ZELLOUS	COLEMAN	CHARLES	VAUGHN	0-1
6/7 vs. CON	HARTLEY	ZELLOUS	COLEMAN	CHARLES	VAUGHN	0-2
6/10 vs. IND	HARTLEY	ZELLOUS	COLEMAN	CHARLES	VAUGHN	1-2

### LIBERTY TEAM HIGHS

POINTS .....	94	.....vs. Dallas (5/29)
FIELD GOALS MADE .....	36	.....vs. Dallas (5/29)
FIELD GOALS ATTEMPTED .....	75	.....vs. Phoenix (6/5)
3-POINT FG MADE .....	13	.....vs. Indiana (6/10)
3-POINT FG ATTEMPTED .....	28	.....vs. Phoenix (6/5)
FREE THROWS MADE .....	30	.....@ Indiana (6/2)
FREE THROWS ATTEMPTED .....	32	.....@ Indiana (6/2)
OFFENSIVE REBOUNDS .....	19	.....vs. Phoenix (6/5)
DEFENSIVE REBOUNDS .....	34	.....@ Indiana (6/2)
TOTAL REBOUNDS .....	46	.....@ Indiana (6/2)
ASSISTS .....	25	.....vs. Connecticut (6/7)
STEALS .....	11	.....vs. Dallas (5/29)
BLOCKED SHOTS .....	5	.....@ Indiana (6/2)
.....	5	.....vs. Connecticut (6/7)
.....	5	.....vs. Indiana (6/10)
TURNOVERS .....	20	.....@ Indiana (6/2)

### LIBERTY TEAM LOWS

POINTS .....	72	.....vs. Minnesota (5/25)
FIELD GOALS MADE .....	26	.....at Chicago (5/25)
.....	26	.....vs. Indiana (6/10)
FIELD GOALS ATTEMPTED .....	57	.....vs. Indiana (6/10)
3-POINT FG MADE .....	3	.....@ Indiana (6/2)
3-POINT FG ATTEMPTED .....	19	.....@ Indiana (6/2)
FREE THROWS MADE .....	3	.....vs. Phoenix (6/5)
FREE THROWS ATTEMPTED .....	5	.....vs. Phoenix (6/5)
OFFENSIVE REBOUNDS .....	3	.....vs. Indiana (6/10)
DEFENSIVE REBOUNDS .....	19	.....vs. Indiana (6/10)
TOTAL REBOUNDS .....	22	.....vs. Indiana (6/10)
ASSISTS .....	11	.....vs. Minnesota (5/25)
STEALS .....	3	.....vs. Connecticut (6/7)
BLOCKED SHOTS .....	0	.....vs. Phoenix (6/5)
TURNOVERS .....	6	.....vs. Minnesota (5/25)

### OPPONENT TEAM HIGHS

POINTS .....	89	.....vs. Dallas (5/29)
FIELD GOALS MADE .....	33	.....vs. Connecticut (6/7)
FIELD GOALS ATTEMPTED .....	82	.....vs. Connecticut (6/7)
3-POINT FG MADE .....	13	.....vs. Dallas (5/29)
3-POINT FG ATTEMPTED .....	31	.....vs. Dallas (5/29)
FREE THROWS MADE .....	20	.....vs. Minnesota (5/25)
.....	20	.....vs. Dallas (5/29)
FREE THROWS ATTEMPTED .....	28	.....vs. Dallas (5/29)
OFFENSIVE REBOUNDS .....	16	.....vs. Connecticut (6/7)
DEFENSIVE REBOUNDS .....	34	.....vs. Minnesota (5/25)
.....	34	.....at Chicago (5/20)
TOTAL REBOUNDS .....	44	.....vs. Minnesota (5/25)
ASSISTS .....	22	.....vs. Connecticut (6/7)
STEALS .....	8	.....vs. Dallas (5/29)
.....	8	.....vs. Phoenix (6/5)
BLOCKED SHOTS .....	6	.....at Chicago (5/20)
TURNOVERS .....	19	.....vs. Dallas (5/29)

### OPPONENT TEAM LOWS

POINTS .....	75	.....vs. Indiana (6/10)
FIELD GOALS MADE .....	27	.....vs. Minnesota (5/25)
.....	27	.....vs. Indiana (6/10)
FIELD GOALS ATTEMPTED .....	56	.....vs. Phoenix (6/5)
3-POINT FG MADE .....	4	.....at Chicago (5/20)
3-POINT FG ATTEMPTED .....	13	.....vs. Minnesota (5/25)
FREE THROWS MADE .....	12	.....@ Indiana (6/2)
FREE THROWS ATTEMPTED .....	18	.....at Chicago (5/20)
.....	18	.....@ Indiana (6/2)
OFFENSIVE REBOUNDS .....	3	.....vs. Phoenix (6/5)
DEFENSIVE REBOUNDS .....	18	.....vs. Phoenix (6/5)
TOTAL REBOUNDS .....	31	.....vs. Indiana (6/10)
ASSISTS .....	13	.....vs. Minnesota (5/25)
STEALS .....	4	.....vs. Minnesota (5/25)
BLOCKED SHOTS .....	1	.....@ Indiana (6/2)
TURNOVERS .....	9	.....vs. Minnesota (5/25)
.....	9	.....@ Indiana (6/2)
.....	9	.....vs. Connecticut (6/7)

### LIBERTY INDIVIDUAL HIGHS

POINTS .....	34	.....Tina Charles vs. Dallas (5/29)
.....	34	.....Kia Nurse @ Indiana (6/2)
FIELD GOALS MADE .....	13	.....Tina Charles vs. Dallas (5/29)
FIELD GOALS ATTEMPTED .....	25	.....Tina Charles vs. Phoenix (6/5)
3-POINT FG MADE .....	5	.....Sugar Rodgers vs. Indiana (6/10)
3-POINT FG ATTEMPTED .....	9	.....Sugar Rodgers vs. Indiana (6/10)
FREE THROWS MADE .....	15	.....Kia Nurse @ Indiana (6/2)
FREE THROWS ATTEMPTED .....	16	.....Kia Nurse @ Indiana (6/2)
OFFENSIVE REBOUNDS .....	5	.....Tina Charles vs. Minnesota (5/25)
.....	5	.....Amanda Zahui B. vs. Phoenix (6/5)
DEFENSIVE REBOUNDS .....	9	.....Kiah Stokes @ Indiana (6/2)
TOTAL REBOUNDS .....	12	.....Tina Charles vs. Minnesota (5/25)
.....	12	.....Kiah Stokes @ Indiana (6/2)
ASSISTS .....	9	.....Shavonte Zellous vs. Dallas (5/29)
STEALS .....	4	.....Marissa Coleman vs. Dallas (5/29)
BLOCKED SHOTS .....	3	.....Tina Charles vs. Connecticut (6/7)
.....	3	.....Tina Charles vs. Indiana (6/10)
TURNOVERS .....	6	.....Tina Charles vs. Dallas (5/29)
MINUTES .....	40	.....Kia Nurse @ Indiana (6/2)

### OPPONENT INDIVIDUAL HIGHS

POINTS .....	28	.....Liz Cambage vs. Dallas (5/29)
FIELD GOALS MADE .....	12	.....Brittney Griner vs. Phoenix (6/5)
FIELD GOALS ATTEMPTED .....	18	.....Candice Dupree @ Indiana (6/2)
3-POINT FG MADE .....	5	.....Skylar Diggins-Smith vs. Dallas (5/29)
.....	5	.....Kelsey Mitchell @ Indiana (6/2)
3-POINT FG ATTEMPTED .....	10	.....Skylar Diggins-Smith vs. Dallas (5/29)
FREE THROWS MADE .....	10	.....Diana Taurasi vs. Phoenix (6/5)
FREE THROWS ATTEMPTED .....	12	.....Liz Cambage vs. Dallas (5/29)
OFFENSIVE REBOUNDS .....	7	.....Jonquel Jones vs. Connecticut (6/7)
DEFENSIVE REBOUNDS .....	10	.....Liz Cambage vs. Dallas (5/29)
TOTAL REBOUNDS .....	16	.....Liz Cambage vs. Dallas (5/29)
ASSISTS .....	8	.....Diana Taurasi vs. Phoenix (6/5)
.....	8	.....Jasmine Thomas vs. Connecticut (6/7)
STEALS .....	4	.....Kayla Thornton vs. Dallas (5/29)
BLOCKED SHOTS .....	3	.....Cheyenne Parker at Chicago (5/20)
.....	3	.....Brittney Griner vs. Phoenix (6/5)
TURNOVERS .....	6	.....Liz Cambage vs. Dallas (5/29)
.....	6	.....Brittney Griner vs. Phoenix (6/5)
MINUTES .....	40	.....Candice Dupree @ Indiana (6/2)



# FORWARD

# #9 REBECCA ALLEN

4TH SEASON | AUSTRALIA | 6-2 | BORN NOVEMBER 6, 1992

## YEAR-BY-YEAR AVERAGES

SEASON	TEAM	G	GS	MPG	FG%	3P%	FT%	OREB	DREB	RPG	APG	SPG	BPG	TO	PF	PPG
2015	NYL	2	0	17.0	.300	.000	.000	1.0	3.5	4.5	0.0	1.5	1.0	1.5	0.5	3.0
2016	NYL	21	6	13.3	.459	.567	.867	0.6	1.1	1.7	0.5	0.4	0.5	0.6	1.7	5.7
2017	NYL	33	0	9.2	.376	.341	0.1	0.4	1.6	2.0	0.5	0.4	0.4	0.5	1.1	2.8
Career		56	6	11.0	41.1	41.0	71.4	0.5	1.5	2.0	0.5	0.4	0.4	0.6	1.3	3.9

## YEAR-BY-YEAR TOTALS

SEASON	TEAM	G	GS	MIN	FGM-A	3PM-A	FTM-A	OREB	DREB	REB	AST	STL	BLK	TO	PF	PTS
2015	NYL	2	0	34	3 - 10	0 - 4	0 - 0	2	7	9	0	3	2	3	1	6
2016	NYL	21	6	280	45 - 98	17 - 30	13 - 15	12	23	35	11	9	11	13	35	120
2017	NYL	33	0	304	38 - 101	15 - 44	2 - 6	13	54	67	17	12	13	18	35	93
Career		56	6	618	86 - 209	32 - 78	15 - 21	27	84	111	28	24	26	34	71	219

## PLAYOFF YEAR-BY-YEAR AVERAGES

SEASON	TEAM	G	GS	MPG	FG%	3P%	FT%	OREB	DREB	RPG	APG	SPG	BPG	TO	PF	PTS
2017	NYL	1	0	6.7	100	100	0.0	0.0	0.0	0.0	0.0	0.0	1.0	0.0	1.0	3.0
Career	NYL	1	0	6.7	100	100	0.0	0.0	0.0	0.0	0.0	0.0	1.0	0.0	1.0	3.0

## PLAYOFF YEAR-BY-YEAR TOTALS

SEASON	TEAM	G	GS	MPG	FG%	3P%	FT%	OREB	DREB	RPG	APG	SPG	BPG	TO	PF	PTS
2017	NYL	1	0	7	1 - 1	1 - 1	0 - 0	0	0	0	0	0	1	0	1	3
Career	NYL	1	0	7	1 - 1	1 - 1	0 - 0	0	0	0	0	0	1	0	1	3

**CAREER TRANSACTIONS:** Signed with New York Liberty as free agent on Feb. 2, 2015... Re-signed with the Liberty on June 21, 2016... Re-signed with the Liberty on Feb. 7, 2017.

## CAREER HIGHLIGHTS:

- Made her WNBA debut in the Liberty's 2015 season opener against Atlanta, scoring six points.
- Scored a career-high 19 points with four 3-pointers in a win at Washington on July 20, 2016.
- Made her first-career start at Indiana on Sept. 1, 2016.
- Shot .593 from 3-point range during the 2016 season (16-of-27)
- Five-career games scoring in double figures

**2017:** Appeared in a career-high 33 games averaging 2.8 ppg and 2.0 rpg... Missed just the season-opener due to a quad strain... Shot .341 (15-of-44) from 3-point range... Ranked 36th in the league averaging 0.4 bpg... Scored a new season-high with 9 points. Matched career-highs in both assists and steals with 2 and 3 respectively in a win over Chicago (8/27)... Posted 4 points and 3 rebounds in win over Indiana (8/8)... Had 4 points and 4 rebounds against Los Angeles (8/4)... For the third time this season, scored a season-high 8 points. Also pulled down 3 rebounds at Chicago (7/30)... Scored a season-high 8 points, including a pair of 3-pointers. Also had 4 rebounds and 2 assists against Minnesota (7/25)... Dished out a career-high 5 assists. Also scored 2 points and pulled down 2 rebounds against Minnesota (7/25)... Collected 7 points and 3 rebounds in win over Connecticut (7/19)... Posted a new season-high with 8 points, including a pair of 3-pointers. Also had 2 rebounds, 1 steal, and 1 block against Washington (7/16)... Finished with 2 points and 2 rebounds against Seattle (7/6)... Connected on a 3-pointer and had 1 rebound against Atlanta (7/2)... Grabbed 3 rebounds against Washington (6/29)... Pulled down 2 rebounds against Dallas (6/16)... Registered a 3-pointer for her 3rd-straight game and had 2 steals and 2 blocks against Connecticut (6/14)... Racked up a 3-pointer and 4 rebounds in a win against Seattle (6/11)... Scored a season-high 5 points in win over Atlanta Dream; also finished with career-high 2 blocks, and dished out 2 assists (6/7)... Netted a pair of baskets for 4 points, also had 1 block and 1 rebound against Phoenix (6/4)... Played for 3 minutes and had 1 assist and 1 rebound against Dallas (6/2)... Had 1 steal and 1 rebound in game against the Sparks (5/30)... Pulled down a career-high 9 rebounds and scored 2 points against Seattle (5/26)... Scored 3 points from deep against Phoenix, and had a season-high 3 rebounds (5/23)... Scored 3 points and had 2 rebounds and 1 steal against Minnesota (5/18).

**INTERNATIONAL:** Played for the South East Queensland Stars in the WNBL in Australia during the league's 2015-16 season... Eased back into action after recovering from knee injury... Appeared in 26 games, going on to average 11.5 points and 5.5 rebounds per game, knocking down 25 3-pointers while shooting 32.0 percent from 3-point range... Played the 2016-17 season for Good Angels Kosice in Slovakia... Helped lead Good Angels to the Slovakian League championship and the EuroCup Women quarterfinals.

**PERSONAL:** Completed her sixth season in the Women's National Basketball League, last playing for the Bulleen Melbourne Boomers... Averaging 14.0 points and 6.1 rebounds per game... Named the 2014 WNBL Defensive Player of the Year... Represented the Australian National Team at the 2014 FIBA World Championships in Turkey.



FORWARD

# #9 REBECCA ALLEN

4TH SEASON | AUSTRALIA | 6-2 | BORN NOVEMBER 6, 1992

	PTS	FGM	FGA	3FGM	3FGA	FTM	FTA	OREB	DREB	REB	AST	STL	TO	BLK	MIN
SEASON	9	3	7	1 (2x)	3 (3x)	2 (2x)	2 (2x)	2	3	3 (3x)	1 (2x)	1 (2x)	1 (2x)	2	20
	vs. MIN	vs. MIN	vs. MIN	last vs. DAL	last @ IND	last @ IND	last @ IND	vs. PHO	vs. CON	last vs. CON	vs. CON	last @ IND	vs. DAL	vs. DAL	vs. DAL
	5/25/18	5/25/18	5/25/18	5/29/18	6/2/18	6/2/18	6/2/18	6/5/18	6/7/18	6/7/18	6/7/18	6/2/18	5/29/18	5/29/18	5/29/18
CAREER	19	6 (2x)	13	4	6	3	3	3	7	9	2 (8x)	3 (3x)	4	2 (7x)	35
	@ WAS	last @ CHI	@ CHI	@ WAS	@ WAS	@ WAS	last @ CHI	@ MIN	@ SEA	@ SEA	last vs. CHI	last vs. CHI	@ CON	last vs. DAL	@ CHI
	7/20/16	9/16/16	9/16/16	7/20/16	7/20/16	7/20/16	7/20/16	6/29/16	5/26/17	5/26/17	8/27/17	8/27/17	6/14/17	5/29/18	9/16/16
PLAYOFFS	3	1	1	1	1	--	--	--	--	--	--	--	--	1	7
	vs. WAS	vs. WAS	vs. WAS	vs. WAS	vs. WAS	--	--	--	--	--	--	--	--	vs. WAS	vs. WAS
	9/10/17	9/10/17	9/10/17	9/10/17	9/10/17	--	--	--	--	--	--	--	--	9/10/17	9/10/17

### 2018 GAME-BY-GAME STATISTICS

#### PRESEASON

Opponent	Date	MIN	FGM	FGA	FG%	3PM	3PA	3P%	FTM	FTA	FT%	OR	DR	REB	AST	STL	BLK	TO	PF	PTS	+/-
vs. Dallas	5/7		NWT																		
vs. Los Angeles	5/8		NWT																		

#### REGULAR SEASON

at Chicago	5/20	5:49	0	2	0.000	0	1	0.000	0	0	0.000	0	0	0	0	0	1	0	1	0	-3
vs. Minnesota	5/25	17:14	3	7	0.429	1	3	0.333	2	2	1.000	0	1	1	0	1	0	1	1	9	-3
vs. Dallas	5/29	20:20	2	5	0.400	1	3	0.333	0	0	0.000	1	2	3	1	0	2	1	2	5	18
@ Indiana	6/2	16:11	0	4	0.000	0	3	0.000	2	2	1.000	0	2	2	0	1	1	0	0	2	12
vs. Phoenix	6/5	5:56	0	1	0.000	0	0	0.000	0	0	0.000	2	1	3	0	0	0	0	0	-7	
vs. Connecticut	6/7	5:11	0	1	0.000	0	1	0.000	0	0	0.000	0	3	3	1	0	1	1	2	0	0
vs. Indiana	6/10		DNP - Coach's Decision																		



GUARD

# #15 BRITTANY BOYD

4TH SEASON | CALIFORNIA '15 | RICHMOND, CALIF. | 5-9 | BORN JUNE 11, 1993

## YEAR-BY-YEAR AVERAGES

SEASON	TEAM	G	GS	MPG	FG%	3P%	FT%	OREB	DREB	RPG	APG	SPG	BPG	TO	PF	PPG
2015	NYL	30	4	14.3	.391	.267	.713	0.6	2.1	2.7	2.3	1.1	0.0	1.6	1.9	6.6
2016	NYL	33	9	19.7	.361	.167	.728	0.5	2.0	2.5	3.6	1.5	0.0	1.9	2.5	6.5
2017	NYL	2	2	15.8	.600	.000	.727	1.5	2.5	4.0	2.5	1.5	0.0	1.0	2.5	13.0
Career		65	15	17.1	.382	.209	.720	0.6	2.1	2.6	3.0	1.4	0.0	1.8	2.2	6.8

## YEAR-BY-YEAR TOTAL

SEASON	TEAM	G	GS	MIN	FGM-A	3PM-A	FTM-A	OREB	DREB	REB	AST	STL	BLK	TO	PF	PTS
2015	NYL	30	4	430	59 - 151	8 - 30	72 - 101	17	64	81	70	35	2	48	58	198
2016	NYL	33	9	651	75 - 208	6 - 36	59 - 81	17	66	83	119	52	3	65	82	215
2017	NYL	2	2	32	9 - 15	0 - 1	8 - 11	3	5	8	5	3	0	2	5	26
Career		65	15	1113	143 - 374	14 - 67	139 - 193	37	135	172	194	90	5	115	145	439

**CAREER TRANSACTIONS:** Selected by the New York Liberty in the First Round of the 2015 WNBA Draft, ninth overall selection.

## CAREER HIGHLIGHTS:


- Drafted in the first round (ninth overall) by the New York Liberty in the 2015 WNBA Draft
- Named to the WNBA All-Rookie Team in 2015.
- Led all rookies in steals per game (1.1 spg) and ranked sixth amongst first-year players in scoring (6.6 ppg) as a rookie in 2015.
- Finished 4th in the WNBA averaging 1.6 steals per game and 15th with 3.6 assists per game in 2016.
- Dished out a career-high 10 assists at Dallas on Sept. 11, 2016.
- Missed all but 2 games during the 2017 season due to a torn Achilles' tendon.

**2017:** Suffered a torn left Achilles' tendon in the 4th quarter of the Liberty's game against Minnesota on May 18, had a successful repair performed at Hospital for Special Surgery (HSS) on May 22, and missed the remainder of the 2017 WNBA season... Scored 16 points, 14 of which were scored during the second half. Also had 4 rebounds, 3 assists, and 2 steals in game against the Lynx (5/18)... Scored 8 of her 10 points in the 4th quarter, also had 2 assists and 1 steal in season-opening win over San Antonio (5/13).

**2016:** Appeared in 33 games, making 9 starts... Averaged 6.5 points, 3.6 assists and 1.6 steals per game... Finished the season ranked fourth in the WNBA in steals and 15th in assists... Led the Liberty in steals and tied for second with assists... Recorded 10 games with five or more assists and 10 games with at least three steals... Had five games scoring in double figures... Set a new career-high for assists for the second-straight game as she dished out 10 dimes against Dallas (9/11)... Had a career-high 8 assists to go along with 8

**2016:** Appeared in 33 games, making 9 starts... Averaged 6.5 points, 3.6 assists and 1.6 steals per game... Finished the season ranked fourth in the WNBA in steals and 15th in assists... Led the Liberty in steals and tied for second with assists... Recorded 10 games with five or more assists and 10 games with at least three steals... Had five games scoring in double figures... Set a new career-high for assists for the second-straight game as she dished out 10 dimes against Dallas (9/11)... Had a career-high 8 assists to go along with 8 points, and 6 rebounds in New York's win over the Sun (9/9)... In her second-straight start, Boyd thrived as she scored a season-high 19 points (7-of-8 FG) and dished out 6 assists in New York's win over the Mercury (9/3)... Talled up 11 points, 3 rebounds 3 steals, and 2 assists in New York's victory at San Antonio (8/26)... Finished with a season-high 17 points while leading the Liberty with a career-best 7 assists, also tallying 3 steals in a win at Washington (7/20)... Was electric off the bench as she finished with 8 points, 3 steals, 3 rebounds, and 2 assists in 20 minutes of action against the Sun (7/17)... Finished with 8 points and 4 rebounds off the bench in the Liberty's setback at Minnesota (7/15)... Provided excellent energy coming off the bench, finishing 3-of-5 from the floor with 6 points, a team-high 4 assists and 2 rebounds in 20 minutes against the Stars (7/10)... Was 4-of-10 from the field scoring, 8 points with 2 assists, 2 rebounds, and 2 steals off the bench against the Sparks (7/3)... Snagged a team-high 3 steals, scoring 4 points in 14 minutes in a road win at Phoenix (7/1)... In 19 minutes of action she scored 8 points, dished out 3 assists and grabbed 2 boards in New York's OT win at Minnesota (6/29)... Was an efficient 4-for-6 from the field in 15 minutes, finishing with 8 points, 2 rebounds, 2 assists, and 2 steals in New York's overtime loss to Phoenix (6/26)... Dished out 3 assists in 11 minutes in New York's win over Chicago, and led the team with a +8 rating on the court (6/24)... Had 4 points, 4 rebounds, and 4 assists in the team's 80-72 victory over Connecticut (6/16)... Provided a spark off the bench, playing 12 minutes with 5 points, 4 assists, and a team-high 3 steals in a win over Dallas (6/14)... Was a perfect 5-for-5 from the field, scoring 10 points in the Liberty's win against the Storm (6/5)... Scored 7 points and had 5 assists in New York's 91-59 win over Indiana (6/3)... Had 9 points, 3 rebounds and 3 assists in New York's contest vs. Minnesota (5/31)... Scored 9 points in 16 minutes of action against the Sparks (5/21)... Started the season opener at Washington, finishing with 7 points and 4 assists (5/14).

**PERSONAL:** Grew up in Richmond, California and attended Berkeley High School... Was the No. 38 overall prospect and No. 8 point guard according to ESPN HoopGurlz...was invited to the USA



GUARD

# #15 BRITTANY BOYD

4TH SEASON | CALIFORNIA '15 | RICHMOND, CALIF. | 5-9 | BORN JUNE 11, 1993

	PTS	FGM	FGA	3FGM	3FGA	FTM	FTA	OREB	DREB	REB	AST	STL	TO	BLK	MIN
SEASON	3 (2x)	1 (2x)	3 (2x)	1	1 (2x)	3	4	1	3	3	3		1 (2x)		11
	vs. IND	last vs. IND	last vs. CON	vs. IND	last vs. IND	vs. CON	vs. CON	vs. PHO	vs. CON	vs. CON	vs. IND	--	last vs. CON	--	vs. CON
CAREER	22	7	13	2 (2x)	5	8	11	3 (2x)	6	8	10	4 (2x)	6	2	35
	vs. TUL	vs. PHO	@ CHI	last @ WAS	vs. TUL	vs. TUL	@ IND	last @ IND	@ CHI	@ IND	@ DAL	last @ SAS	@ ATL	@ ATL	@ DAL
PLAYOFFS	8/15/15	9/03/16	9/16/16	7/20/16	8/15/15	8/15/15	8/23/15	9/01/15	8/07/15	9/01/16	9/11/16	8/19/15	6/21/15	6/21/15	9/11/16
	2	1	4		1	--	--	--	2	2	2	1	2	--	12
	vs. PHO	vs. PHO	vs. PHO	--	vs. PHO	--	--	--	vs. PHO	vs. PHO	vs. PHO	vs. PHO	vs. PHO	--	vs. PHO
	9/24/16	9/24/16	9/24/16		9/24/16				9/24/16	9/24/16	9/24/16	9/24/16	9/24/16		9/24/16

## 2018 GAME-BY-GAME STATISTICS

### PRESEASON

Opponent	Date	MIN	FGM	FGA	FG%	3PM	3PA	3P%	FTM	FTA	FT%	OR	DR	REB	AST	STL	BLK	TO	PF	PTS	+/-
vs. Dallas	5/7																				
vs. Los Angeles	5/8																				

### REGULAR SEASON

at Chicago	5/20																				
vs. Minnesota	5/25																				
vs. Dallas	5/29																				
@ Indiana	6/2																				
vs. Phoenix	6/5	4:02	1	3	0.333	0	0	0.000	0	0	0.000	1	0	1	0	0	0	1	0	2	-5
vs. Connecticut	6/7	11:17	0	3	0.000	0	1	0.000	3	4	0.750	0	3	3	1	0	0	1	2	3	-3
vs. Indiana	6/10	12:21	1	2	0.500	1	1	1.000	0	0	0.000	0	0	0	3	0	0	0	2	3	13



FORWARD

# #31 TINA CHARLES

9TH SEASON | CONNECTICUT '10 | QUEENS, N.Y. | 6-4 | BORN DEC. 5, 1988

## YEAR-BY-YEAR AVERAGES

SEASON	TEAM	G	GS	MPG	FG%	3P%	FT%	OREB	DREB	RPG	APG	SPG	BPG	TO	PF	PPG
2010	CON	34	34	31.0	.487	.000	.763	3.8	7.9	11.7	1.5	0.7	1.6	2.0	2.1	15.5
2011	CON	34	34	33.4	.468	.000	.687	3.7	7.3	11.0	1.9	0.7	1.7	2.2	2.6	17.6
2012	CON	33	33	33.2	.499	.200	.802	3.7	6.7	10.5	1.7	0.5	1.4	2.2	1.9	18.0
2013	CON	29	29	32.8	.400	.000	.752	3.4	6.7	10.1	1.4	0.9	0.9	2.2	2.0	18.0
2014	NYL	34	34	32.9	.462	.000	.752	2.6	6.8	9.4	2.2	1.2	0.8	2.2	1.7	17.4
2015	NYL	34	34	31.0	.458	.200	.715	2.1	6.4	8.5	2.4	0.7	0.6	2.4	1.6	17.1
2016	NYL	32	32	33.7	.439	.347	.812	2.3	7.6	9.9	3.8	0.8	0.7	1.9	1.5	21.5
2017	NYL	34	34	32.2	44.2	34.8	80.4	2.0	7.3	9.4	2.6	0.8	0.7	2.3	2.2	19.7
Career		264	264	32.5	45.5	31.9	76.2	3.0	7.1	10.0	2.2	0.8	1.1	2.2	2.0	18.1

## YEAR-BY-YEAR TOTALS

SEASON	TEAM	G	GS	MIN	FGM-A	3PM-A	FTM-A	OREB	DREB	REB	AST	STL	BLK	TO	PF	PTS
2010	CON	34	34	1054	206 - 423	0 - 1	116 - 152	129	269	398	51	25	57	71	72	528
2011	CON	34	34	1136	254 - 543	0 - 3	92 - 134	126	248	374	63	26	60	75	89	600
2012	CON	33	33	1096	250 - 501	1 - 5	93 - 116	123	222	345	57	17	47	74	64	594
2013	CON	29	29	951	218 - 545	0 - 3	85 - 113	98	195	293	42	27	28	64	57	521
2014	NYL	34	34	1119	236 - 511	0 - 0	118 - 157	89	231	320	74	44	30	77	57	590
2015	NYL	34	34	1053	243 - 531	1 - 5	93 - 130	72	216	288	83	24	23	82	56	580
2016	NYL	32	32	1077	273 - 622	17 - 49	125 - 154	74	243	317	121	27	25	63	48	688
2017	NYL	34	34	1095	262 - 593	24 - 69	123 - 153	69	249	318	87	28	24	80	74	671
Career		264	264	8580	1942 - 4269	43 - 135	845 - 1109	780	1873	2653	578	218	294	586	517	

## PLAYOFF YEAR-BY-YEAR AVERAGES

SEASON	TEAM	G	GS	MPG	FG%	3P%	FT%	OREB	DREB	RPG	APG	SPG	BPG	TO	PF	PPG
2011	CON	2	2	36.0	.313	.000	.625	3.5	8.5	12.0	2.0	1.0	2.5	2.0	2.0	12.5
2012	CON	5	5	36.0	.469	.500	.696	4.2	5.8	10.0	1.0	0.8	2.6	1.8	3.6	18.6
2015	NYL	6	6	38.3	.434	.500	.789	2.0	6.7	8.7	4.0	0.1	0.6	2.0	2.3	20.3
2016	NYL	1	1	36.4	.417	.333	1.000	3.0	6.0	9.0	5.0	1.0	0.0	1.0	1.0	19.0
2017	NYL	1	1	36.2	47.1	50.0	50.0	1.0	5.0	6.0	1.0	0.0	0.0	2.0	3.0	18.0
Career		15	15	37.0	43.2	44.4	75.0	2.9	6.5	9.4	2.6	0.5	1.5	1.9	2.7	18.5

## PLAYOFF YEAR-BY-YEAR TOTALS

SEASON	TEAM	G	GS	MIN	FGM-A	3PM-A	FTM-A	OREB	DREB	REB	AST	STL	BLK	TO	PF	PTS
2011	CON	2	2	72	10 - 32	0 - 0	5 - 8	7	17	24	4	2	5	4	4	25
2012	CON	5	5	180	38 - 81	1 - 2	16 - 23	21	29	50	5	4	13	9	18	93
2015	NYL	6	6	230	53 - 122	1 - 2	15 - 19	12	40	52	24	1	4	12	14	122
2016	NYL	1	1	36	5 - 12	1 - 3	8 - 8	3	6	9	5	1	0	1	1	19
2017	NYL	1	1	36	8 - 17	1 - 2	1 - 2	1	5	6	1	0	0	2	3	18
Career		15	15	555	114 - 264	4 - 9	45 - 60	44	97	141	39	8	22	28	40	277



FORWARD

# #31 TINA CHARLES

9TH SEASON | CONNECTICUT '10 | QUEENS, N.Y. | 6-4 | BORN DEC. 5, 1988

**CAREER TRANSACTIONS:** Selected by the Connecticut Sun in the First Round of the 2010 WNBA Draft, first overall selection... Acquired from Connecticut in exchange for Kelsey Bone, Alyssa Thomas and 2015 first round draft pick on April 16, 2014... Re-signed with the Liberty on April 6, 2018.

## CAREER HIGHLIGHTS:

- WNBA Most Valuable Player in 2012
- Five-time WNBA All-Star (2011, 2013, 2014, 2015, 2017)
- Named First Team All-WNBA 5 times (2011-12; 2015-17, and 1st player in Liberty franchise history to earn 1st Team honors for 3-straight seasons (2015-17)
- Named Second Team All-WNBA 3 times (2010, 2013-14)
- Received 1st Team WNBA All-Defensive Team honors for the 1st time in her career following the 2017 season
- Won a gold medal with Team USA at the 2012 Summer Olympic Games in London, and a second gold medal with Team USA at the 2016 Summer Olympic Games in Rio
- 11-time WNBA Eastern Conference Player of the Month (Last – Aug/Sept. 2017). Won WNBA record 4-straight Player of the Month awards in 2016.
- Named the Eastern Conference Player of the Week WNBA record 28 times in her career (Last – Sept. 4, 2017)
- Has 141 double-double performances in 264 career games, which ranks second in league history behind Lisa Leslie's 157
- Her 10.0 rebounds per game is the best rate in WNBA history and her 18.1 ppg scoring average ranks 8th all-time
- Became just the 3rd player in WNBA history to lead the league in scoring (21.5 ppg) and rebounding (9.9 rpg) in the same season in 2016.
- Led league in rebounding three-straight seasons (2010-12) and for a fourth time in 2016.
- Holds the 3rd and 4th highest single-season rebounding total in WNBA history (398 in 2010 and 374 in 2011)
- Became the fastest player in WNBA history to record 400, 500, 600 and 700 career rebounds
- First player in WNBA history to record three games with 20-points and 20-rebounds
- Has 10-career 30-point games, 7 of which have come with the Liberty (Last – 36 points vs. Dallas on June 2, 2017)
- Set WNBA record 23 double-doubles in a season in 2011
- New York Liberty all-time leading rebounder with 1,243 as a member of the Liberty
- Established rookie records for most rebounds in a game with 23 and double-doubles in a season with 22
- Unanimous choice for WNBA Rookie of the Year in 2010
- Selected as one of four finalists for the 2016 Sports Humanitarian of the Year Award.

**2017:** Started all 34 games for the Liberty, leading the team in scoring (19.7 ppg), rebounding (9.4 rpg), and 3-point field goal percentage (.348)... Finished the season ranked 3rd in the WNBA in scoring, 4th in rebounding, and 6th in minutes (32.2 mpg)... Named 1st Team All-WNBA for a 3rd-straight season... Named 1st Team WNBA All-Defensive for the 1st time in her career... Selected as Eastern Conference Player of the Month for July and August/September, increasing her league record to 11-career Player of the Month awards... Named Eastern Conference Player of the Week 7 times (6/5, 6/23, 7/24, 7/31, 8/21, 8/28, 9/4) establishing a new WNBA record by receiving the honor 28 times in her career... Recorded a new Liberty single-game record with 19 rebounds against Chicago, also breaking the franchise all-time rebounding mark in the same game... Received the WNBA Cares Community Assist Award for August 2017... Tallied 18 points and 6 rebounds in playoff game against Washington (9/10)... Recorded a double-double with 18 points and 18 rebounds, 1 shy of her season-high. Also had 3 assists and 1 steal in win at Dallas (9/3)... With her first basket of the game passed Chamique Holdscaw to hold 20th place in scoring all alone with 4,738 points. 10 of her 22 points came within the first 5 minutes of the game. Also collected 8 rebounds in home-win over Chicago (8/27)... Scored 20 points to tie with Chamique Holdscaw for 20th all-time in scoring at 4,716 points. Matched a season-high 3 steals. Pulled down 7 rebounds in home win over Washington (8/25)... Finished with a game-high 24 points and hauled in 7 rebounds in road-win over Connecticut (8/18)... Netted 21 points and pulled down 7 rebounds to move past DeLisha Milton-Jones for 6th place in WNBA history (8/13)... Led the Liberty with 26 points. Grabbed 7 rebounds and handed out a team-high 4 assists in win over Indiana (8/8)... Scored a game-high 25 points in a comeback win at Indiana. Collected 4 assists and 3 rebounds (7/28)... Managed her 10th double-double of the season with 24 points and 16 rebounds. Also dished out 2 assists and 1 block against Minnesota (7/25)... Poured in 28 points on 12-of-21 shooting against Connecticut. Also managed 17 rebounds, 2 short of her season high (7/19)... Scored 23 points with 1 assist in 33 minutes (7/14)... Scored 29 points for the second game in a row. Pulled down 8 rebounds and managed 2 take-aways at Phoenix (7/9)... Led the Liberty with 29 points and 12 rebounds. Also had 4 assists and 3 blocks against Seattle (7/6)... Finished with 21 points and 7 rebounds. Also had 5 assists and 3 blocks against Atlanta (7/2)... Led the team with a season-high 6 assists. Also scored 20 points and pulled down 11 rebounds to lead the Liberty in both categories against Connecticut (6/23)... Posted her 5th double-double of the year with 25 points and 10 rebounds in an overtime win at Dallas (6/16)... Recorded her 4th double-double of the season with 21 points, and 14 rebounds, 1 shy of her season-high, also had 3 assists against Seattle (6/11)... Scored 18 points, 17 of which came in the 1st half, and finished with a season-high 15 rebounds in win over Atlanta (6/7)... Finished with a career-high 36 points to for her 4th-straight game of 20-plus points, it was her 10th career 30-points game and 7th as a member of the Liberty, also had 10 rebounds and 3 assists in win over Dallas (6/2)... Scored the first 11 Liberty points over 5:23 of action and had 19 points in the 1st half, finished with 25 points to lead all scorers, also had 5 rebounds in game against Sparks (5/30)... Went 12-of-25 from the field, scoring a season-high 28 points at Seattle; scored 13 of her 28 points in the 1st 5:06 of the 3rd quarter and shot 8-of-10 in the period – also had 9 rebounds and 2 steals (5/26)... Earned her 1st double-double of the season with 22 points, 15 of which came during the 1st half, and 11 rebounds in a win at Phoenix (5/23).

**PERSONAL:** Full name is Tina Alexandria Charles... Daughter of Angella Holgate and Rawiston Charles... Majored in psychology... Consensus High School Player of the Year in 2006... Racked up 1,750 points, 1,224 rebounds, 440 assists and 432 blocks in three seasons at Christ The King... Awards in 2006 included Parade Magazine Player of the Year, Gatorade National Player of the Year, WBCA National Player of the Year, McDonald's Player of the Year, USA Today National Player of the Year and EA Sports National Player of the Year... Averaged 26.5 points, 14.8 rebounds, 5.5 assists, 5.2 blocks and 3.5 assists per game while leading Christ The King to a 30-0 record, a second straight state title, and a second straight No. 1 ranking in USA Today... As a junior in 2004-05, averaged 21.2 points, 13.8 rebounds and 6.2 blocks as Christ The King went 27-0, winning the state title while finishing No. 1 in the final USA Today poll... Charles led her junior varsity team to a 22-0 mark as a freshman... Off the court, Charles has earned great praise for her philanthropic endeavors... Has donated her entire WNBA salary to her Hopey's Heart foundation, which she founded in 2013 and has placed more than 260 AEDs worldwide... She paid \$32,000 to underwrite the construction of a school in Mali that opened in May of 2012, purchased a shipment of athletic shoes from Nike for girls and boys who attend Saint Jago High School in Spanish Town, St. Catherine, Jamaica, and donated \$7,275 to the Wes Leonard Heart Foundation, an organization that raises money to buy Automatic External Defibrillators (AEDs) for schools in Michigan... Charles also donated for the purchase of five AEDs to schools in New York and recently committed to funding five four-year full secondary-school scholarships for girls in Africa through Connect To Learn, a global initiative dedicated to helping educate children in impoverished areas.

## TINA CHARLES - HOPEY'S HEART FOUNDATION

The Hopey's Heart Foundation was formed in memory of Tina Charles' late aunt Maureen "Hopey" Vaz, who died of multiple organ failure on March 9th, 2013. Hopey was known for having a very giving heart and when her own heart failed it was a tragic loss to her family and an eye-opener to Charles, who prior to the passing of her aunt, made a \$14,775 donation for ten Automated External Defibrillators (AED) to the New York Department of Education and the Wes Leonard Heart Team. The Hopey's Heart Foundation was founded to prevent Sudden Cardiac Arrest from claiming the lives of promising student athletes like Wes Leonard. It is committed to providing AEDs nationally for the prevention of heart and other injuries in student and amateur athletes through the provision of health education and medical equipment in schools, community and recreational centers. The Hopey's Heart Foundation is committed to improving sports safety and raising awareness of Sudden Cardiac Arrest throughout the country. Tina annually donates her entire WNBA salary to Hopey's Heart Foundation in order to place AEDs in areas of need.





FORWARD

# #31 TINA CHARLES

9TH SEASON | CONNECTICUT '10 | QUEENS, N.Y. | 6-4 | BORN DEC. 5, 1988

	PTS	FGM	FGA	3FGM	3FGA	FTM	FTA	OREB	DREB	REB	AST	STL	TO	BLK	MIN
SEASON	34	13	25	3	5 (3x)	6	7 (2x)	5	8 (3x)	12	5	3	6	3 (2x)	37
	vs. DAL	vs. DAL	vs. PHO	vs. DAL	last vs. CON	vs. CON	vs. CON	vs. MIN	vs. CON	vs. MIN	vs. CON	vs. DAL	vs. DAL	last vs. IND	vs. DAL
	5/29/18	5/29/18	6/5/18	5/29/18	6/7/18	6/7/18	6/7/18	5/25/18	6/7/18	5/25/18	6/7/18	5/29/18	5/20/18	6/10/18	5/29/18
CAREER	36	14 (3x)	27	3 (2x)	5 (3x)	19	24	9	17	23 (2x)	10	7	8	8	46
	vs. DAL	last @ CON	vs. PHO	last @ DAL	last vs. DAL	vs. PHO	vs. PHO	@ MIN	@ ATL	last vs. LAS	@ ATL	vs. ATL	last @ ATL	vs. WAS	@ CHI
	6/2/17	8/14/15	6/26/16	9/11/16	5/29/18	6/29/13	6/29/13	8/3/10	7/7/10	6/28/11	6/22/16	5/24/16	6/17/12	8/8/10	6/23/11
PLAYOFFS	25 (2x)	10 (4x)	27	1 (4x)	3	8	8	7	13	17	9	2 (2x)	5	4 (2x)	45
	last @ IND	last @ IND	vs. WAS	last vs. WAS	vs. PHO	vs. PHO	vs. PHO	vs. IND	@ ATL	@ ATL	vs. IND	last vs. IND	vs. IND	last vs. IND	vs. WAS
	9/27/15	9/27/15	9/18/15	9/10/17	9/24/16	9/24/16	9/24/16	10/5/12	9/18/11	9/18/11	9/23/15	10/5/12	9/29/15	10/5/12	9/18/15

## 2018 GAME-BY-GAME STATISTICS

### PRESEASON

Opponent	Date	MIN	FGM	FGA	FG%	3PM	3PA	3P%	FTM	FTA	FT%	OR	DR	REB	AST	STL	BLK	TO	PF	PTS	+/-
vs. Dallas	5/7	7:25	2	4	.500	1	2	.500	2	2	100	0	4	4	0	1	0	1	0	7	+1
vs. Los Angeles	5/8	DNP-Head																			

### REGULAR SEASON

at Chicago	5/20	30:10	8	20	0.400	1	4	0.250	2	3	0.667	1	3	4	0	2	0	3	3	19	-16
vs. Minnesota	5/25	30:01	8	16	0.500	1	5	0.200	1	3	0.333	5	7	12	2	0	0	1	3	18	-5
vs. Dallas	5/29	37:23	13	23	0.565	3	5	0.600	5	7	0.714	2	8	10	3	3	0	6	1	34	10
@ Indiana	6/2	36:39	9	22	0.409	0	4	0.000	5	5	1.000	2	8	10	2	0	2	4	4	23	-1
vs. Phoenix	6/5	36:33	12	25	0.480	1	4	0.250	0	0	0.000	2	6	8	4	2	0	4	3	25	-3
vs. Connecticut	6/7	37:10	9	18	0.500	0	5	0.000	6	7	0.857	1	8	9	5	0	3	2	1	24	0
vs. Indiana	6/10	34:16	4	15	0.267	0	1	0.000	5	6	0.833	1	3	4	3	1	3	3	1	13	3



FORWARD

# #31 TINA CHARLES

9TH SEASON | CONNECTICUT '10 | QUEENS, N.Y. | 6-4 | BORN DEC. 5, 1988

**CAREER TRANSACTIONS:** Selected by the Connecticut Sun in the First Round of the 2010 WNBA Draft, first overall selection... Acquired from Connecticut in exchange for Kelsey Bone, Alyssa Thomas and 2015 first round draft pick on April 16, 2014... Re-signed with the Liberty on April 6, 2018.

## CAREER HIGHLIGHTS:

- WNBA Most Valuable Player in 2012
- Five-time WNBA All-Star (2011, 2013, 2014, 2015, 2017)
- Named First Team All-WNBA 5 times (2011-12; 2015-17, and 1st player in Liberty franchise history to earn 1st Team honors for 3-straight seasons (2015-17)
- Named Second Team All-WNBA 3 times (2010, 2013-14)
- Received 1st Team WNBA All-Defensive Team honors for the 1st time in her career following the 2017 season
- Won a gold medal with Team USA at the 2012 Summer Olympic Games in London, and a second gold medal with Team USA at the 2016 Summer Olympic Games in Rio
- 11-time WNBA Eastern Conference Player of the Month (Last – Aug/Sept. 2017). Won WNBA record 4-straight Player of the Month awards in 2016.
- Named the Eastern Conference Player of the Week WNBA record 28 times in her career (Last – Sept. 4, 2017)
- Has 141 double-double performances in 264 career games, which ranks second in league history behind Lisa Leslie's 157
- Her 10.0 rebounds per game is the best rate in WNBA history and her 18.1 ppg scoring average ranks 8th all-time
- Became just the 3rd player in WNBA history to lead the league in scoring (21.5 ppg) and rebounding (9.9 rpg) in the same season in 2016.
- Led league in rebounding three-straight seasons (2010-12) and for a fourth time in 2016.
- Holds the 3rd and 4th highest single-season rebounding total in WNBA history (398 in 2010 and 374 in 2011)
- Became the fastest player in WNBA history to record 400, 500, 600 and 700 career rebounds
- First player in WNBA history to record three games with 20-points and 20-rebounds
- Has 10-career 30-point games, 7 of which have come with the Liberty (Last – 36 points vs. Dallas on June 2, 2017)
- Set WNBA record 23 double-doubles in a season in 2011
- New York Liberty all-time leading rebounder with 1,243 as a member of the Liberty
- Established rookie records for most rebounds in a game with 23 and double-doubles in a season with 22
- Unanimous choice for WNBA Rookie of the Year in 2010
- Selected as one of four finalists for the 2016 Sports Humanitarian of the Year Award.

**2017:** Started all 34 games for the Liberty, leading the team in scoring (19.7 ppg), rebounding (9.4 rpg), and 3-point field goal percentage (.348)... Finished the season ranked 3rd in the WNBA in scoring, 4th in rebounding, and 6th in minutes (32.2 mpg)... Named 1st Team All-WNBA for a 3rd-straight season... Named 1st Team WNBA All-Defensive for the 1st time in her career... Selected as Eastern Conference Player of the Month for July and August/September, increasing her league record to 11-career Player of the Month awards... Named Eastern Conference Player of the Week 7 times (6/5, 6/23, 7/24, 7/31, 8/21, 8/28, 9/4) establishing a new WNBA record by receiving the honor 28 times in her career... Recorded a new Liberty single-game record with 19 rebounds against Chicago, also breaking the franchise all-time rebounding mark in the same game... Received the WNBA Cares Community Assist Award for August 2017... Tallied 18 points and 6 rebounds in playoff game against Washington (9/10)... Recorded a double-double with 18 points and 18 rebounds, 1 shy of her season-high. Also had 3 assists and 1 steal in win at Dallas (9/3)... With her first basket of the game passed Chamique Holdsclaw to hold 20th place in scoring all alone with 4,738 points. 10 of her 22 points came within the first 5 minutes of the game. Also collected 8 rebounds in home-win over Chicago (8/27)... Scored 20 points to tie with Chamique Holdsclaw for 20th all-time in scoring at 4,716 points. Matched a season-high 3 steals. Pulled down 7 rebounds in home win over Washington (8/25)... Finished with a game-high 24 points and hauled in 7 rebounds in road-win over Connecticut (8/18)... Netted 21 points and pulled down 7 rebounds to move past DeLisha Milton-Jones for 6th place in WNBA history (8/13)... Led the Liberty with 26 points. Grabbed 7 rebounds and handed out a team-high 4 assists in win over Indiana (8/8)... Scored a game-high 25 points in a comeback win at Indiana. Collected 4 assists and 3 rebounds (7/28)... Managed her 10th double-double of the season with 24 points and 16 rebounds. Also dished out 2 assists and 1 block against Minnesota (7/25)... Poured in 28 points on 12-of-21 shooting against Connecticut. Also managed 17 rebounds, 2 short of her season high (7/19)... Scored 23 points with 1 assist in 33 minutes (7/14)... Scored 29 points for the second game in a row. Pulled down 8 rebounds and managed 2 take-aways at Phoenix (7/9)... Led the Liberty with 29 points and 12 rebounds. Also had 4 assists and 3 blocks against Seattle (7/6)... Finished with 21 points and 7 rebounds. Also had 5 assists and 3 blocks against Atlanta (7/2)... Led the team with a season-high 6 assists. Also scored 20 points and pulled down 11 rebounds to lead the Liberty in both categories against Connecticut (6/23)... Posted her 5th double-double of the year with 25 points and 10 rebounds in an overtime win at Dallas (6/16)... Recorded her 4th double-double of the season with 21 points, and 14 rebounds, 1 shy of her season-high, also had 3 assists against Seattle (6/11)... Scored 18 points, 17 of which came in the 1st half, and finished with a season-high 15 rebounds in win over Atlanta (6/7)... Finished with a career-high 36 points to for her 4th-straight game of 20-plus points, it was her 10th career 30-points game and 7th as a member of the Liberty, also had 10 rebounds and 3 assists in win over Dallas (6/2)... Scored the first 11 Liberty points over 5:23 of action and had 19 points in the 1st half, finished with 25 points to lead all scorers, also had 5 rebounds in game against Sparks (5/30)... Went 12-of-25 from the field, scoring a season-high 28 points at Seattle; scored 13 of her 28 points in the 1st 5:06 of the 3rd quarter and shot 8-of-10 in the period – also had 9 rebounds and 2 steals (5/26)... Earned her 1st double-double of the season with 22 points, 15 of which came during the 1st half, and 11 rebounds in a win at Phoenix (5/23).

**PERSONAL:** Full name is Tina Alexandria Charles... Daughter of Angella Holgate and Rawiston Charles... Majored in psychology... Consensus High School Player of the Year in 2006... Racked up 1,750 points, 1,224 rebounds, 440 assists and 432 blocks in three seasons at Christ The King... Awards in 2006 included Parade Magazine Player of the Year, Gatorade National Player of the Year, WBCA National Player of the Year, McDonald's Player of the Year, USA Today National Player of the Year and EA Sports National Player of the Year... Averaged 26.5 points, 14.8 rebounds, 5.5 assists, 5.2 blocks and 3.5 assists per game while leading Christ The King to a 30-0 record, a second straight state title, and a second straight No. 1 ranking in USA Today... As a junior in 2004-05, averaged 21.2 points, 13.8 rebounds and 6.2 blocks as Christ The King went 27-0, winning the state title while finishing No. 1 in the final USA Today poll... Charles led her junior varsity team to a 22-0 mark as a freshman... Off the court, Charles has earned great praise for her philanthropic endeavors... Has donated her entire WNBA salary to her Hopey's Heart foundation, which she founded in 2013 and has placed more than 260 AED's worldwide... She paid \$32,000 to underwrite the construction of a school in Mali that opened in May of 2012, purchased a shipment of athletic shoes from Nike for girls and boys who attend Saint Jago High School in Spanish Town, St. Catherine, Jamaica, and donated \$7,275 to the Wes Leonard Heart Foundation, an organization that raises money to buy Automatic External Defibrillators (AEDs) for schools in Michigan... Charles also donated for the purchase of five AEDs to schools in New York and recently committed to funding five four-year full secondary-school scholarships for girls in Africa through Connect To Learn, a global initiative dedicated to helping educate children in impoverished areas.



FORWARD

# #0 MARISSA COLEMAN

10TH SEASON | MARYLAND '09 | PORTLAND, OR. | 6-1 | BORN JANUARY 4, 1987

## YEAR-BY-YEAR AVERAGES

SEASON	TEAM	G	GS	MPG	FG%	3P%	FT%	OREB	DREB	RPG	APG	SPG	BPG	TO	PF	PPG
2009	WAS	28	0	18.8	34.0	36.3	75.6	0.8	1.9	2.7	0.8	0.7	0.3	1.2	1.6	6.1
2010	WAS	34	1	19.5	39.7	40.2	75.6	0.7	2.6	3.3	1.5	0.8	0.3	1.2	2.0	6.5
2011	WAS	34	28	27.0	38.5	36.8	67.6	1.4	3.5	4.8	1.4	0.7	0.4	1.5	2.4	8.6
2012	LAS	34	2	16.1	31.9	25.5	90.0	0.7	1.9	2.6	1.1	0.6	0.2	0.7	1.3	3.1
2013	LAS	34	3	17.5	43.0	40.0	63.6	0.9	2.0	2.9	1.0	0.7	0.1	0.9	1.3	4.6
2014	IND	34	32	24.0	39.1	38.1	81.7	0.8	2.5	3.3	1.1	0.7	0.3	1.1	2.0	8.9
2015	IND	34	34	24.8	38.4	33.6	74.7	1.0	2.6	3.5	1.6	1.2	0.2	1.8	1.9	10.4
2016	IND	32	21	24.4	34.6	26.8	75.3	0.7	2.6	3.3	2.0	0.9	0.2	1.7	2.1	8.3
2017	IND	34	23	18.7	32.7	32.2	83.3	0.2	1.8	2.0	1.0	0.2	0.1	1.1	1.2	4.9
Career		298	144	21.2	37.2	34.5	75.9	0.8	2.4	3.2	1.3	0.8	0.2	1.3	1.7	6.9

## YEAR-BY-YEAR TOTALS

SEASON	TEAM	G	GS	MIN	FGM-A	3PM-A	FTM-A	OREB	DREB	REB	AST	STL	BLK	TO	PF	PTS
2009	WAS	28	0	525	54 - 159	29 - 80	34 - 45	22	54	76	22	20	9	34	44	171
2010	WAS	34	1	663	75 - 189	41 - 102	31 - 41	25	87	112	50	29	12	42	67	222
2011	WAS	34	28	918	107 - 278	53 - 144	25 - 37	46	118	164	47	24	14	54	80	292
2012	LAS	34	2	548	37 - 116	14 - 55	18 - 20	24	63	87	36	21	8	24	44	106
2013	LAS	34	3	595	58 - 135	20 - 50	21 - 33	32	68	100	34	24	5	31	43	157
2014	IND	34	32	815	106 - 271	43 - 113	49 - 60	28	84	112	37	27	11	40	68	304
2015	IND	34	34	842	127 - 331	42 - 125	59 - 79	33	87	120	54	42	10	63	65	355
2016	IND	32	21	781	85 - 246	33 - 123	64 - 85	23	82	105	63	29	9	56	67	267
2017	IND	34	23	636	55 - 168	28 - 87	30 - 36	8	61	69	34	10	5	39	41	168
Career		298	144	6324	704 - 1893	303 - 879	331 - 436	241	704	945	377	226	83	383	519	2042

## PLAYOFF YEAR-BY-YEAR AVERAGES

SEASON	TEAM	G	GS	MPG	FG%	3P%	FT%	OREB	DREB	RPG	APG	SPG	BPG	TO	PF	PPG
2009	WAS	2	0	26.5	31.6	50.0	100	1.5	3.5	5.0	1.5	2.0	2.0	3.5	1.5	10.5
2010	WAS	2	0	25.0	40.0	30.0	80.0	1.0	3.0	4.0	1.0	1.0	0.0	0.5	3.0	13.5
2012	LAS	4	0	7.8	33.3	33.3	100	0.3	0.5	0.8	0.3	0.2	0.0	0.0	0.5	2.0
2013	LAS	3	0	16.8	27.3	0.0	66.7	0.3	1.0	1.3	1.0	1.3	0.3	1.6	0.3	3.3
2014	IND	5	5	22.9	41.0	33.3	50.0	1.0	2.2	3.2	0.0	1.0	0.0	1.0	2.4	8.2
2015	IND	11	11	29.0	40.3	41.2	70.0	0.5	1.9	2.5	0.9	1.0	0.3	0.9	2.1	11.9
2016	IND	1	1	28.7	44.4	40.0	100	0.0	2.0	2.0	1.0	1.0	0.0	1.0	6.0	13.0
Career		28	17	23.1	39.0	37.1	76.0	0.6	1.9	2.5	0.7	1.0	0.3	1.0	1.9	9.0

## PLAYOFF YEAR-BY-YEAR TOTALS

SEASON	TEAM	G	GS	MIN	FGM-A	3PM-A	FTM-A	OREB	DREB	REB	AST	STL	BLK	TO	PF	PTS
2009	WAS	2	0	53	6 - 19	4 - 8	5 - 5	3	7	10	3	4	4	7	3	21
2010	WAS	2	0	50	8 - 20	3 - 10	8 - 10	2	6	8	2	2	0	1	6	27
2012	LAS	4	0	31	2 - 6	2 - 6	2 - 2	1	2	3	1	1	0	0	2	8
2013	LAS	3	0	50	3 - 11	0 - 4	4 - 6	1	3	4	3	4	1	5	1	10
2014	IND	5	5	115	16 - 39	7 - 21	2 - 4	5	11	16	0	5	0	5	12	41
2015	IND	11	11	319	48 - 119	21 - 51	14 - 20	6	21	27	10	12	4	10	23	131
2016	IND	1	1	29	4 - 9	2 - 5	3 - 3	0	2	2	1	1	0	1	6	13
Career		28	17	647	87 - 223	39 - 105	38 - 50	18	52	70	20	29	9	29	53	251



FORWARD

# #0 MARISSA COLEMAN

10TH SEASON | MARYLAND '09 | PORTLAND, OR. | 6-1 | BORN JANUARY 4, 1987

	PTS	FGM	FGA	3FGM	3FGA	FTM	FTA	OREB	DREB	REB	AST	STL	TO	BLK	MIN
SEASON	12	5 (2x)	12	2 (3x)	5	2	2	3	5	7	3 (2x)	4	2 (2x)	1	32
	vs. DAL	last vs. CON	vs. CON	last vs. PHO	vs. CON	@ CHI	@ CHI	vs. PHO	vs. CON	vs. CON	last vs. CON	last vs. DAL	last vs. IND	vs. DAL	vs. DAL
	5/29/18	6/7/18	6/7/18	6/5/18	6/7/18	5/20/18	5/20/18	6/5/18	6/7/18	6/7/18	6/7/18	5/29/18	6/10/18	5/29/18	5/29/18
CAREER	33	12 (2x)	25	6 (2x)	11	12	13	4 (2x)	7 (3x)	9 (2x)	9 (2x)	6 (2x)	6 (2x)	2 (4x)	41
	@ ATL	last @ ATL	@ ATL	last @ PHO	@ CHI	@ CON	@ CON	last vs. LAS	last @ PHO	last @ PHO	last @ ATL	last @ CON	last @ ATL	last @ ATL	@ MIN
	6/02/12	6/02/12	6/02/16	5/27/13	9/11/13	8/05/14	8/05/14	8/13/17	7/9/17	7/9/17	7/2/17	8/14/15	6/02/12	7/2/17	8/11/13
PLAYOFFS	5	2	7	--	2	1	2	1 (2x)	2 (2x)	3 (2x)	5	2	1	--	25
	@ IND	@ IND	@ IND	--	@ IND	@ IND	@ IND	last vs. IND	last vs. IND	last vs. IND	vs. IND	@ IND	@ IND	--	@ IND
	8/21/14	8/21/14	8/21/14	--	8/21/14	8/21/14	8/21/14	8/23/14	8/23/14	8/23/14	8/23/14	8/21/14	8/21/14	--	8/21/14

## 2018 GAME-BY-GAME STATISTICS

### PRESEASON

Opponent	Date	MIN	FGM	FGA	FG%	3PM	3PA	3P%	FTM	FTA	FT%	OR	DR	REB	AST	STL	BLK	TO	PF	PTS	+/-
vs. Dallas	5/7	6:33	6	12	.500	2	4	.500	0	0	-	0	2	2	0	1	0	1	0	14	2
vs. Los Angeles	5/8	28:54	5	10	.500	2	3	.667	2	2	1.0	3	1	4	3	0	1	1	1	14	17

### REGULAR SEASON

at Chicago	5/20	23:08	2	8	0.250	2	3	0.667	2	2	1.000	1	3	4	3	2	0	1	2	8	-5
vs. Minnesota	5/25	25:27	4	9	0.444	0	3	0.000	0	0	0.000	1	0	1	1	0	0	1	1	8	1
vs. Dallas	5/29	32:09	5	7	0.714	2	4	0.500	0	0	0.000	1	3	4	2	4	1	1	1	12	-3
@ Indiana	6/2	27:28	1	5	0.200	0	1	0.000	0	0	0.000	0	2	2	1	0	0	1	2	2	-3
vs. Phoenix	6/5	21:25	3	5	0.600	2	4	0.500	0	0	0.000	3	2	5	2	0	0	0	1	8	-4
vs. Connecticut	6/7	28:05	5	12	0.417	1	5	0.200	0	0	0.000	2	5	7	3	1	0	2	0	11	7
vs. Indiana	6/10	18:44	3	6	0.500	1	2	0.500	0	0	0.000	0	2	2	1	0	0	2	2	7	2



FORWARD

# #0 MARISSA COLEMAN

10TH SEASON | MARYLAND '09 | PORTLAND, OR. | 6-1 | BORN JANUARY 4, 1987

**CAREER TRANSACTIONS:** Selected by the Washington Mystics in the First Round of the 2009 WNBA Draft, second overall selection... Traded to Los Angeles, February, 1 2012, in exchange for Noelle Quinn... Signed as a free agent by Indiana, March 29, 2014... Signed a contract extension with Indiana, September 14, 2016... Waived by Indiana April 25, 2018... Signed as a free agent by New York, May 1, 2018.

## CAREER HIGHLIGHTS:

- Nine-year WNBA veteran and former No. 2 draft pick
- Eclipsed 2,000 career points during 2017 season
- 2015 WNBA All-Star
- Twice matched Fever playoff record with 5 3FGs during 2015 playoffs
- WNBA Finals in 2015 with Indiana

**2017:** Coleman averaged 4.9 points per game and reached double-figure scoring four times... she scored 19 points with five 3-pointers in a home win over defending champion Los Angeles, 5/24... she scored a season-high 20 points with a career-high six 3-pointers against Washington, 8/20... she became the 11th player to score 1,000 career points in Fever uniform at Chicago, 6/28, and eclipsed the 2,000-point mark of her career at Connecticut, 7/30.

**PERSONAL:** The daughter of Joni and Tony Coleman... she has a sister, Tonya, and a brother, Anthony... a lifelong resident of the Washington, D.C. area, she played at the University of Maryland following a prep career in the District... she was drafted by the Mystics and played her first two pro seasons in Washington... in November 2016, she opened a Mellow Mushroom pizza restaurant in nearby Roanoke, Va., with her former L.A. Sparks teammate Alana Beard... she chose Maryland over Duke, Connecticut, Tennessee and Florida... at St. John's College High School in the District of Columbia, she was a McDonald's and WBCA All-American, playing in both senior all-star games... she led all scorers with 19 points in the McDonald's game and was selected the East's MVP in the WBCA game... she also was a first team Parade All-American... Coleman was named first team All-USA by USA Today and was the Washington Post High School Player of the Year... she earned first team All-Met honors in her final two seasons... she was the 2004 and 2005 Washington D.C. Gatorade Player of the Year, leading the Cadets to a 59-9 record in her final two years... she led her squad to the Washington Catholic Athletic Conference title game every year, capturing the title in 2002 and 2004... she left the school with career records for points (2,057) and rebounds (1,750)... she averaged 21 points, 10 rebounds, three assists and two steals a game as a senior.



GUARD

# #8 BRIA HARTLEY

5TH SEASON | CONNECTICUT '14 | NORTH BABYLON, N.Y. | 5-8 | BORN SEPTEMBER 30, 1992

## YEAR-BY-YEAR AVERAGES

SEASON	TEAM	G	GS	MPG	FG%	3P%	FT%	OREB	DREB	RPG	APG	SPG	BPG	TO	PF	PPG
2014	WAS	34	29	27.1	38.0	32.7	78.0	0.6	1.6	2.1	3.1	0.7	0.0	2.5	1.8	9.7
2015	WAS	25	0	12.3	30.4	23.9	76.5	0.2	1.0	1.2	1.6	0.4	0.0	0.8	0.9	4.2
2016	WAS	24	5	16.9	37.6	36.2	80.0	0.4	1.6	2.0	2.3	0.4	0.0	1.4	1.8	6.5
2017	NYL	34	24	21.4	41.6	34.5	74.4	0.3	1.8	2.1	2.1	0.5	0.1	1.4	1.6	7.8
Career		117	58	20.2	37.9	32.7	77.5	0.4	1.5	1.9	2.3	0.6	0.0	1.6	1.6	7.3

## YEAR-BY-YEAR TOTAL

SEASON	TEAM	G	GS	MIN	FGM-A	3PM-A	FTM-A	OREB	DREB	REB	AST	STL	BLK	TO	PF	PTS
2014	WAS	34	29	921	116 - 305	33 - 101	64 - 82	19	53	72	105	24	2	85	60	329
2015	WAS	25	0	306	34 - 112	11 - 46	26 - 34	4	26	30	41	12	1	21	23	105
2016	WAS	24	5	406	50 - 133	21 - 58	36 - 45	9	38	47	54	10	0	35	44	157
2017	NYL	34	24	727	99 - 238	38 - 110	29 - 39	10	61	71	70	19	5	49	55	265
Career		117	58	2361	299 - 788	103 - 315	155 - 200	42	178	220	270	65	8	190	182	856

## PLAYOFF YEAR-BY-YEAR AVERAGES

SEASON	TEAM	G	GS	MPG	FG%	3P%	FT%	OREB	DREB	RPG	APG	SPG	BPG	TO	PF	PTS
2014	WAS	2	2	20.4	33.3	0.0	50.0	1.0	2.0	3.0	4.5	1.0	0.0	0.5	4.0	3.5
2015	WAS	1	0	6.0	0.0	0.0	0.0	0.0	1.0	1.0	1.0	0.0	0.0	0.0	1.0	0.0
2017	NYL	1	1	29.5	60.0	40.0	100	0.0	2.0	2.0	5.0	1.0	0.0	5.0	4.0	15.0
Career		4	3	19.1	42.9	25.0	66.7	0.5	1.8	2.3	3.8	0.8	0.0	1.5	3.3	5.5

## PLAYOFF YEAR-BY-YEAR TOTALS

SEASON	TEAM	G	GS	MPG	FG%	3P%	FT%	OREB	DREB	RPG	APG	SPG	BPG	TO	PF	PTS
2014	WAS	2	2	41	3 - 9	0 - 2	1 - 2	2	4	6	9	2	0	1	8	7
2015	WAS	1	0	6	0 - 2	0 - 1	0 - 0	0	1	1	1	0	0	0	1	0
2017	NYL	1	1	29	6 - 10	2 - 5	1 - 1	0	2	2	5	1	0	5	4	15
Career		4	3	76	9 - 21	2 - 8	2 - 3	2	7	9	15	3	0	6	13	22



GUARD

# #8 BRIA HARTLEY

5TH SEASON | CONNECTICUT '14 | NORTH BABYLON, N.Y. | 5-8 | BORN SEPTEMBER 30, 1992

	PTS	FGM	FGA	3FGM	3FGA	FTM	FTA	OREB	DREB	REB	AST	STL	TO	BLK	MIN
SEASON	18	7	13	4	8	1 (3x)	2 (3x)	3	4	5	6 (2x)	2	3 (2x)		33
	vs. PHO	vs. PHO	vs. PHO	vs. PHO	vs. PHO	last vs. CON	last vs. CON	@ IND	vs. IND	@ IND	last vs. DAL	vs. PHO	vs. PHO	--	vs. PHO
	6/5/18	6/5/18	6/5/18	6/5/18	6/5/18	6/7/18	6/7/18	6/2/18	6/10/18	6/2/18	5/29/18	6/5/18	6/5/18		6/5/18
CAREER	26	11	16	4 (3x)	8 (2x)	6 (3x)	8	3	5 (3x)	6 (2x)	7	4	5 (4x)	2	39 (2x)
	@ SEA	@ SEA	@ SEA	last vs. NY	last vs. PHO	last @ CT	@ CHI	vs. IND	last @ WAS	last @ CT	vs. LA	@ ATL	last @ CT	vs. DAL	last @ CT
	6/22/14	6/22/14	6/22/14	5/14/16	6/5/17	6/14/16	7/09/14	6/06/14	6/29/17	5/21/16	5/20/16	6/18/14	5/21/16	6/02/17	5/21/16
PLAYOFFS	15	6	10	2	5	1 (2x)	2	1 (2x)	2 (3x)	3 (2x)	5 (2x)	2	5		29
	vs. WAS	vs. WAS	vs. WAS	vs. WAS	vs. WAS	last vs. WAS	@ IND	last vs. IND	last vs. WAS	last vs. IND	last vs. WAS	@ IND	vs. WAS	--	vs. WAS
	9/10/17	9/10/17	9/10/17	9/10/17	9/10/17	9/10/17	8/21/14	8/23/14	9/10/17	8/23/14	9/10/17	8/21/14	9/10/17		9/10/17

## 2018 GAME-BY-GAME STATISTICS

### PRESEASON

Opponent	Date	MIN	FGM	FGA	FG%	3PM	3PA	3P%	FTM	FTA	FT%	OR	DR	REB	AST	STL	BLK	TO	PF	PTS	+/-
vs. Dallas	5/7		NWT - Turkey																		
vs. Los Angeles	5/8		NWT - Turkey																		

### REGULAR SEASON

at Chicago	5/20	31:33	3	10	0.300	1	3	0.333	1	2	0.500	1	2	3	6	0	0	1	1	8	-4
vs. Minnesota	5/25	22:38	2	10	0.200	0	2	0.000	0	0	0.000	1	1	2	3	1	0	0	3	4	-5
vs. Dallas	5/29	24:07	3	5	0.600	1	2	0.500	0	0	0.000	0	0	0	6	0	0	1	5	7	-6
@ Indiana	6/2	30:46	3	6	0.500	0	1	0.000	1	1	1.000	3	2	5	4	0	0	3	1	7	7
vs. Phoenix	6/5	33:33	7	13	0.538	4	8	0.500	0	2	0.000	2	1	3	5	2	0	3	1	18	-2
vs. Connecticut	6/7	28:43	3	4	0.750	2	3	0.667	1	2	0.500	2	1	3	5	0	0	1	3	9	1
vs. Indiana	6/10	27:39	5	9	0.556	2	4	0.500	0	0	0.000	0	4	4	1	0	0	3	4	12	-10



GUARD

# #8 BRIA HARTLEY

5TH SEASON | CONNECTICUT '14 | NORTH BABYLON, N.Y. | 5-8 | BORN SEPTEMBER 30, 1992

**CAREER TRANSACTIONS:** Drafted No. 7 overall by the Seattle Storm in the 2014 WNBA Draft... Traded to the Washington Mystics on April 14, 2014... Traded to the New York Liberty on January 30, 2017 along with center Kia Vaughn in exchange for center Carolyn Swords... Re-signed with the Liberty as a restricted free agent on Feb. 9, 2018.

**CAREER HIGHLIGHTS:**

- Drafted in the 1st round, 7th overall by the Seattle Storm in 2014, and traded to the Washington Mystics on draft day.
- Named to the WNBA All-Rookie team in 2014
- Career .327 percent 3-point shooter, made a career-best 38 3-pointers in 2017, and shot a career-best .362 percent from three in 2016
- Averaged career-best 9.7 ppg and 3.1 apg during rookie season in 2014

**2017:** Appeared in all 34 games for the Liberty, making 24 starts... Averaged 7.8 ppg, 2.1 rpg and 2.1 apg... Finished the season ranked 22nd in the WNBA shooting .345 from 3-point range... Ranked 2nd on the Liberty with 38 made 3-pointers, the highest tally of her career... Averaged 10.8 ppg and scored in double figures 12 times over the final 17 games of the season, helping lead the Liberty to a 14-3 record over that stretch... Netted 15 points, including 2 3-pointers. Also had 5 assists and 2 rebounds in playoff game against Washington (9/10)... Scored 13 points, including 2 3-point shots. Grabbed 3 rebounds and handed out 2 assists in final regular-season game at Dallas (9/3)... Connected for 11 points, including a 3-point shot. Posted the highest +/- rating with 21 in a win over Chicago (8/27)... Against her former team, scored 10 points including a pair of 3-pointers. Grabbed 4 rebounds and handed out 3 assists in win over the Mystics (8/25)... Collected 12 points and 3 rebounds in road win over Indiana. Also put up 2 assists and 2 steals (8/23)... Dished out a season-high 6 assists. Managed 9 points, including 2 3-pointers, and 4 rebounds in win over Minnesota (8/20)... Hit a season-high 3 3-pointers to finish with 11 points, also posted 3 rebounds against Connecticut (8/18)... Matched a season-high 5 assists. Connected for 7 points in win over Los Angeles (8/13)... Reached 4-straight games in double figures, scoring 10 points with a couple of 3-pointers to go along with 2 assists in a win at Atlanta (8/11)... Managed 13 points to record her 3rd straight game scoring in double figures, her longest streak of the season, and longest such streak since 2014. Also had 3 rebounds and 2 assists against Indiana (8/8)... Scored 16 points, 1 shy of her season-high. Also had 3 rebounds and 3 assists at LA (8/4)... Matched her season-high with 17 points. Recorded a new season-high with 5 assists. Also managed 1 steal and 2 rebounds at San Antonio (8/1)... Matched her season-high with 17 points, going 3-of-3 from deep. Also managed 4 assists and 3 rebounds in win over Indiana (7/28)... Netted 10 points, including a pair of 3-pointers. Also had 3 rebounds against Connecticut (7/19)... Posted a team-high 15 points, including 3 3-pointers, to lead the Liberty in scoring for the 1st time. Was able to also collect 4 rebounds, 1 assist, 1 steal, and 1 block against Washington (7/16)... Finished with 5 points and also tied her career-high with 5 rebounds at Washington (6/29)... Scored double figures in back-to-back games for the 1st time this season. Finished with 13 points, shooting 5-of-7 from the floor. Also had a rebound, assist, and steal against Connecticut (6/23)... Scored a season-high 17 points, including a clutch erratic 3-pointer in OT at Dallas, eclipsing 10 points for the 3rd time over the previous 6 games (6/16)... Tied her season-high in scoring with 10 points, also tallied a season-high 3 steals against Seattle (6/11)... Finished the game with 10 points, a season-high, including a pair of 3-pointers against Dallas; also had 4 assists, 3 rebounds, and a career-best 2 blocks (6/2)... Had 3 assists and 4 rebounds in home opening win over San Antonio Stars (5/13).

**PERSONAL:** Born September 30, 1992... Parents are Dennis and Simone Hartley... Majored in communication sciences... Earned a Suffolk County Legislature proclamation for high academic achievement, community service and excellence in basketball... Son, Bryson Noah, born in January 2017.



GUARD

# #5 KIA NURSE

1ST SEASON | CONNECTICUT '18 | HAMILTON, CANADA | 6-0 | BORN FEBRUARY 22, 1996

	PTS	FGM	FGA	3FGM	3FGA	FTM	FTA	OREB	DREB	REB	AST	STL	TO	BLK	MIN
SEASON	34	8	16	3 (3x)	8	15	16	3 (2x)	6	9	4	2 (2x)	4	1 (2x)	40
	@ IND	@ IND	@ IND	last vs. CON	@ IND	@ IND	@ IND	last vs. PHO	@ IND	@ IND	@ IND	last @ IND	@ IND	last @ IND	@ IND
	6/2/18	6/2/18	6/2/18	6/7/18	6/2/18	6/2/18	6/2/18	6/5/18	6/2/18	6/2/18	6/2/18	6/2/18	6/2/18	6/2/18	6/2/18
CAREER	34	8	16	3 (2x)	8	15	16	3 (2x)	6	9	4	2 (2x)	4	1 (2x)	40
	@ IND	@ IND	@ IND	last @ IND	@ IND	@ IND	@ IND	last vs. PHO	@ IND	@ IND	@ IND	last @ IND	@ IND	last @ IND	@ IND
	6/2/18	6/2/18	6/2/18	6/2/18	6/2/18	6/2/18	6/2/18	6/5/18	6/2/18	6/2/18	6/2/18	6/2/18	6/2/18	6/2/18	6/2/18

## 2018 GAME-BY-GAME STATISTICS

### PRESEASON

Opponent	Date	MIN	FGM	FGA	FG%	3PM	3PA	3P%	FTM	FTA	FT%	OR	DR	REB	AST	STL	BLK	TO	PF	PTS	+/-
vs. Dallas	5/7	6:34	2	6	.333	0	2	.000	6	7	.857	2	2	4	1	0	0	3	2	10	-1
vs. Los Angeles	5/8	23:13	7	13	.538	3	6	.500	2	4	.500	1	1	2	1	1	0	1	2	19	+2

### REGULAR SEASON

at Chicago	5/20	28:43	5	10	0.500	2	6	0.333	5	5	1.000	1	1	2	3	2	0	1	1	17	8
vs. Minnesota	5/25	34:02	4	12	0.333	3	6	0.500	3	3	1.000	1	4	5	2	0	1	1	2	14	-8
vs. Dallas	5/29	20:30	4	10	0.400	1	4	0.250	2	2	1.000	0	1	1	1	1	0	3	4	11	14
@ Indiana	6/2	40:25	8	16	0.500	3	8	0.375	15	16	0.938	3	6	9	4	2	1	4	2	34	10
vs. Phoenix	6/5	22:58	2	7	0.286	0	4	0.000	1	1	1.000	3	0	3	2	0	0	1	1	5	-4
vs. Connecticut	6/7	26:14	4	9	0.444	3	5	0.600	0	0	0.000	0	2	2	0	0	0	0	3	11	-4
vs. Indiana	6/10	28:10	3	5	0.600	2	4	0.500	2	4	0.500	0	2	2	3	0	0	0	3	10	4



GUARD

# #5 KIA NURSE

---

1ST SEASON | CONNECTICUT '18 | HAMILTON, CANADA | 6-0 | BORN FEBRUARY 22, 1996

---

**CAREER TRANSACTIONS:** Selected by the New York Liberty in the First Round of the 2018 WNBA Draft, 10th overall selection.

**PERSONAL:** Named the 2018 WBCA and American Athletic Conference Defensive Player of the Year ... finished her collegiate career with more than 1,600 points and 400 assists while adding 185 steals and 395 rebounds ... a two-time CoSIDA Third Team Academic All-American ... a 2017 American Athletic Conference Second Team honoree ... named to the 2016 American Athletic Conference Third Team... a 2015 American Athletic Conference Freshman of the Year ... selected to the 2015 American Athletic Conference All-Freshman Team... a two-time NCAA Champions (2015, 2016)... scored a career high 33 points versus DePaul on December 1, 2016 ... netted a career-high nine threes versus Syracuse on March 20, 2017... averaged double-figures in points three out of her four seasons with the Huskies... shot over 50-percent from the floor as a senior... shot over 40-percent from three in three out of her four seasons at UConn.



# GUARD

## #10 EPIPHANNY PRINCE

9TH SEASON | RUTGERS | BROOKLYN, N.Y. | 5-9 | BORN JAN. 11, 1988

### YEAR-BY-YEAR AVERAGES

SEASON	TEAM	G	GS	MPG	FG%	3P%	FT%	OREB	DREB	RPG	APG	SPG	BPG	TO	PF	PPG
2010	CHI	34	2	19.6	.427	.338	.784	0.4	1.6	2.0	2.7	1.6	0.1	1.7	2.0	9.8
2011	CHI	34	27	29.4	.375	.373	.804	0.7	1.4	2.1	3.0	2.3	0.3	1.6	2.2	13.6
2012	CHI	26	25	30.0	.442	.407	.899	0.9	2.6	3.5	3.1	1.8	0.2	2.0	2.2	18.1
2013	CHI	31	31	30.0	.376	.396	.900	0.6	2.1	2.7	3.0	1.6	0.3	1.3	1.5	15.0
2014	CHI	26	24	32.3	.383	.327	.876	0.6	2.3	3.0	3.8	1.8	0.4	1.7	2.4	15.0
2015	NYL	24	23	28.6	.467	.356	.900	0.8	2.1	2.9	3.4	1.9	0.2	1.5	1.3	15.0
2016	NYL	6	0	13.9	.400	.364	1.000	0.2	1.3	1.5	0.7	0.3	0.0	0.3	1.3	5.2
2017	NYL	28	25	26.8	40.1	34.4	87.8	1.1	2.5	3.6	2.9	1.2	0.2	1.2	1.8	12.0
Career		209	157	27.4	40.7	37.0	86.4	0.7	2.0	2.7	3.0	1.8	0.2	1.6	1.9	13.7

### YEAR-BY-YEAR TOTALS

SEASON	TEAM	G	GS	MIN	FGM-A	3PM-A	FTM-A	OREB	DREB	REB	AST	STL	BLK	TO	PF	PTS
2010	CHI	34	2	665	117 - 274	24 - 71	76 - 97	14	54	68	92	55	5	60	67	334
2011	CHI	34	27	1001	162 - 432	50 - 134	90 - 112	23	48	71	102	79	13	57	76	464
2012	CHI	26	25	780	157 - 355	59 - 145	98 - 109	24	67	91	80	47	7	52	58	471
2013	CHI	31	31	930	148 - 394	61 - 154	108 - 120	18	66	84	93	51	12	43	45	465
2014	CHI	26	24	840	123 - 321	32 - 98	113 - 129	16	61	77	100	49	11	45	62	391
2015	NYL	24	23	686	136 - 291	26 - 73	63 - 70	19	51	70	82	47	5	38	32	361
2016	NYL	6	0	83	10 - 25	4 - 11	7 - 7	1	8	9	4	2	0	2	8	31
2017	NYL	28	25	751	116 - 289	33 - 96	72 - 82	32	69	101	81	35	7	35	50	337
Career		209	157	5735	969 - 2381	289 - 782	627 - 726	147	424	571	634	365	60	332	398	2854

### PLAYOFF YEAR-BY-YEAR AVERAGES

SEASON	TEAM	G	GS	MPG	FG%	3P%	FT%	OREB	DREB	RPG	APG	SPG	BPG	TO	PF	PPG
2013	CHI	2	2	33.5	.333	.286	1.000	0.0	1.5	1.5	0.5	1.5	0.0	0.0	3.0	14.5
2014	CHI	9	9	29.1	.296	.273	.800	1.0	2.4	3.4	2.1	1.5	0.7	1.4	2.7	9.2
2015	NYL	6	6	32.6	.359	.379	.750	0.7	2.2	2.8	3.0	1.1	0.3	1.8	1.7	13.2
2016	NYL	1	0	16.7	.500	.667	1.000	2.0	1.0	3.0	3.0	0.0	0.0	0.0	3.0	12.0
2017	NYL	1	1	34.6	44.4	28.6	100	0.0	5.0	5.0	2.0	1.0	0.0	2.0	1.0	12.0
Career		19	18	30.3	33.6	32.9	84.3	0.8	2.3	3.1	2.3	1.3	0.5	1.4	2.3	11.3

### PLAYOFF YEAR-BY-YEAR TOTALS

SEASON	TEAM	G	GS	MIN	FGM-A	3PM-A	FTM-A	OREB	DREB	REB	AST	STL	BLK	TO	PF	PTS
2013	CHI	2	2	67	8 - 24	2 - 7	11 - 11	0	3	3	1	3	0	0	6	29
2014	CHI	9	9	262	29 - 98	9 - 33	16 - 20	9	22	31	19	14	7	13	24	83
2015	NYL	6	6	196	28 - 78	11 - 29	12 - 16	4	13	17	18	7	2	11	10	79
2016	NYL	1	0	17	4 - 8	2 - 3	2 - 2	2	1	3	3	0	0	0	3	12
2017	NYL	1	1	35	4 - 9	2 - 7	2 - 2	0	5	5	2	1	0	2	1	12
Career		19	18	575	73 - 217	26 - 79	43 - 51	15	44	59	43	25	9	26	44	215



GUARD

# #10 EPIPHANNY PRINCE

9TH SEASON | RUTGERS | BROOKLYN, N.Y. | 5-9 | BORN JAN. 11, 1988

	PTS	FGM	FGA	3FGM	3FGA	FTM	FTA	OREB	DREB	REB	AST	STL	TO	BLK	MIN
SEASON															
CAREER	33	12 (2x)	25	6 (2x)	11	12	13	4 (2x)	7 (3x)	9 (2x)	9 (2x)	6 (2x)	6 (2x)	2 (4x)	41
	@ ATL	last @ ATL	@ ATL	last @ PHO	@ CHI	@ CON	@ CON	last vs. LAS	last @ PHO	last @ PHO	last @ ATL	last @ CON	last @ ATL	last @ ATL	@ MIN
	6/02/12	6/02/12	6/02/16	5/27/13	9/11/13	8/05/14	8/05/14	8/13/17	7/9/17	7/9/17	7/2/17	8/14/15	6/02/12	7/2/17	8/11/13
PLAYOFFS	26	11	16 (3x)	4	7 (2x)	7	7	3	5 (2x)	8	7	3 (3x)	4	3	44
	vs. WAS	vs. WAS	last vs. WAS	vs. IND	last vs. WAS	vs. IND	vs. IND	@ ATL	last vs. WAS	@ ATL	@ ATL	last @ PHO	vs. IND	@ IND	vs. WAS
	9/18/15	9/18/15	9/18/15	9/23/15	9/10/17	9/20/13	9/20/13	8/22/14	9/10/17	8/22/14	8/22/14	9/9/14	9/29/15	8/30/14	9/18/15

## 2018 GAME-BY-GAME STATISTICS

### PRESEASON

Opponent	Date	MIN	FGM	FGA	FG%	3PM	3PA	3P%	FTM	FTA	FT%	OR	DR	REB	AST	STL	BLK	TO	PF	PTS	+/-
vs. Dallas	5/7																				
vs. Los Angeles	5/8																				

### REGULAR SEASON

at Chicago	5/20																				
vs. Minnesota	5/25																				
vs. Dallas	5/29																				
@ Indiana	6/2																				
vs. Phoenix	6/5																				
vs. Connecticut	6/7																				
vs. Indiana	6/10																				



# GUARD

## #10 EPIPHANNY PRINCE

9TH SEASON | RUTGERS | BROOKLYN, N.Y. | 5-9 | BORN JAN. 11, 1988

**CAREER TRANSACTIONS:** Selected by the Chicago Sky in the First Round of the 2010 WNBA Draft, seventh overall selection... Acquired from Chicago in exchange for Cappie Pondexter on Feb. 16, 2015.

### CAREER HIGHLIGHTS:

- Second-Team All-WNBA selection in 2015
- Two-Time WNBA All-Star selection (2011, 2013)
- In 2011, led the WNBA in steals (79) and steals per game (2.3)
- Made at least 50 3-pointers in three of her five pro seasons
- Has 2,486 points over her six-year career
- Averaged double figures in scoring for five-straight seasons with a career-high of 18.1 ppg in 2012
- Named the Associated Press Comeback Player of the Year in 2017

**2017:** Appeared in 28 games, making 25 starts... Averaged 12.0 ppg, 3.6 rpg, 2.9 apg, and 1.3 spg... Led the Liberty in assists and steals and ranked 2nd in scoring... Finished the season ranked 15th in the WNBA in steals... Had 4 20-point games, with a season-high 24 in a win at Phoenix... Named the AP WNBA Comeback Player of the Year... Missed 6 games in June while competing for the Russian National Team in the 2017 EuroBasket Women Tournament in the Czech Republic... Named the WNBA Eastern Conference Player of the Week for the 5th time in her career on May 30... Connected on 2 3-pointers, finishing with 12 points. Also posted 5 rebounds and 2 assists against Washington (9/10)... Led all scorers with 20 points going 7-of-14 from the field. Posted 3 rebounds, 1 assist, and 1 block against Dallas (9/3)... Scored 16 points including 2 3-pointers, to lead the Liberty offensively in a win over San Antonio; marked her 5th straight game scoring in double figures, her longest streak of the season. Handed out 4 assists and collected 6 rebounds in 9th consecutive win (9/1)... Posted 11 points, 7 of which she scored within the first 4 minutes of the 3rd quarter. Also handed out 3 assists in 8th consecutive win, a victory over Chicago (8/27)... Recorded her 3rd 20-point game of the season. Knocked down a pair of 3-pointers and pulled down 4 rebounds in 7th consecutive win vs. Mystics (8/25)... Managed 11 points and 5 rebounds, shooting 3-of-4 from 3-point range, to propel Liberty to a road win against the Fever (8/23)... Finished with 15 points, including 2 3-point shots. Also managed 3 rebounds in home win over the Lynx (8/20)... Posted the highest +/- rating of all players with +18. Netted 18 points and grabbed 7 rebounds. Also had 5 assists in win over the Sparks (8/13)... Scored 12 points in win at Chicago, going 5-of-7 from the field. Also had 2 rebounds, 2 assists, and 1 steal (7/30)... Scored 19 points and went 8-of-15 from the floor. Managed 5 rebounds and tied her season-high of 4 steals against Minnesota (7/25)... Finished with 8 points and matched her career-high of 9 rebounds. Also dished out a team-high 4 assists at Phoenix (7/9)... Tallied 16 points, including a pair of 3-pointers. Also had 4 rebounds and 2 assists at Seattle (7/6)... Matched her career-high of 9 assists and had a season-high 2 blocks. Also scored 8 points in loss at Atlanta (7/2)... Scored 12 points and finished with a season-high 7 rebounds against Washington (6/29)... Saw action for the first time since May 30th. Scored 14 points, including a pair of 3-pointers. Also had a season-high 5 rebounds against Connecticut (6/23)... Scored 20+ points for the second time this season with 21 points, collected a season-high 4 steals -Liberty converted all of Prince's steals to points, also dished out 5 assists against LA (5/30)... Scored 19 points, dished out a season-high 7 assists, and pulled down a season-high 5 rebounds against Seattle (5/26)... Started for the 1st time since Sept. 29, 2015, scored the game-winning shot with 4.5 seconds left on the clock, netting a game-high 24 points and went 4-of-6 from deep against Phoenix; 1st time surpassing 20 points since Aug. 7, 2015 (5/23)... Collected 11 points, 2 assists, 2 steals, and 3 rebounds in season opening win over the San Antonio Stars (5/13).

**PERSONAL:** Epiphanny Prince is originally from Brooklyn, New York... She left Rutgers University a year early to play overseas... Prince holds the record for most points in a single high school basketball game with 113... Mother Kathy and Father Jerry were both in attendance at the 2010 WNBA Draft.



GUARD

# #14 SUGAR RODGERS

6TH SEASON | GEORGETOWN '13 | SUFFOLK, VA. | 5-9 | BORN DEC. 8, 1989

## YEAR-BY-YEAR AVERAGES

SEASON	TEAM	G	GS	MPG	FG%	3P%	FT%	OREB	DREB	RPG	APG	SPG	BPG	TO	PF	PPG
2013	MIN	28	0	7.6	.317	.313	.571	0.4	1.0	1.4	0.5	0.5	0.3	0.4	1.1	1.9
2014	NYL	34	0	16.6	.353	.289	.735	0.4	1.6	2.1	1.3	0.6	0.2	0.9	1.5	6.0
2015	NYL	33	5	18.7	.340	.320	.881	0.7	1.5	2.2	1.5	0.7	0.2	1.0	2.1	8.1
2016	NYL	33	33	30.5	.405	.413	.842	0.4	3.2	3.7	2.4	1.0	0.4	1.7	2.6	14.5
2017	NYL	33	15	25.6	.33.9	.34.2	.81.5	0.7	3.1	3.8	2.3	0.9	0.5	1.6	2.3	10.5
Career		161	53	20.2	36.1	35.3	82.0	0.5	2.1	2.7	1.6	0.8	0.3	1.2	2.0	8.4

## YEAR-BY-YEAR TOTALS

SEASON	TEAM	G	GS	MIN	FGM-A	3PM-A	FTM-A	OREB	DREB	REB	AST	STL	BLK	TO	PF	PTS
2013	MIN	28	0	212	19 - 60	10 - 32	4 - 7	11	29	40	14	15	9	12	32	52
2014	NYL	34	0	564	72 - 204	24 - 83	36 - 49	14	56	70	44	23	10	33	52	204
2015	NYL	33	5	618	84 - 247	41 - 128	59 - 67	23	50	73	48	24	7	33	70	268
2016	NYL	33	33	1008	156 - 385	86 - 208	80 - 95	14	107	121	79	35	15	59	87	478
2017	NYL	33	15	844	120 - 354	63 - 184	44 - 54	23	103	126	77	30	17	53	76	347
Career		161	53	3246	451 - 1250	224 - 635	223 - 272	85	345	430	262	127	58	190	317	1349

## PLAYOFF YEAR-BY-YEAR AVERAGES

SEASON	TEAM	G	GS	MPG	FG%	3P%	FT%	OREB	DREB	RPG	APG	SPG	BPG	TO	PF	PPG
2013	MIN	5	0	2.3	.250	.000	.500	0.2	0.0	0.2	0.0	0.0	0.0	0.0	0.6	0.6
2015	NYL	6	0	16.9	.372	.438	.875	0.8	0.8	1.7	2.5	1.0	0.3	1.5	1.7	8.8
2016	NYL	1	1	24.2	.444	.250	.667	0.0	2.0	2.0	3.0	0.0	0.0	0.0	2.0	11.0
2017	NYL	1	0	18.3	.37.5	.33.3	.0.0	0.0	3.0	3.0	3.0	1.0	0.0	2.0	2.0	8.0
Career		13	1	12.0	37.5	37.0	81.0	0.5	0.8	1.2	1.6	0.5	0.2	0.9	1.3	5.8

## PLAYOFF YEAR-BY-YEAR TOTALS

SEASON	TEAM	G	GS	MIN	FGM-A	3PM-A	FTM-A	OREB	DREB	REB	AST	STL	BLK	TO	PF	PTS
2013	MIN	5	0	11	1 - 4	0 - 1	1 - 2	1	0	1	0	0	0	0	3	3
2015	NYL	6	0	102	16 - 43	7 - 16	14 - 16	5	5	10	15	6	2	9	10	53
2016	NYL	1	1	24	4 - 9	1 - 4	2 - 3	0	2	2	3	0	0	0	2	11
2016	NYL	1	0	18	3 - 8	2 - 6	0 - 0	0	3	3	3	1	0	2	2	8
Career		13	1	155	24 - 64	10 - 27	17 - 21	6	10	16	21	7	2	11	17	75



GUARD

# #14 SUGAR RODGERS

6TH SEASON | GEORGETOWN '13 | SUFFOLK, VA. | 5-9 | BORN DEC. 8, 1989

	PTS	FGM	FGA	3FGM	3FGA	FTM	FTA	OREB	DREB	REB	AST	STL	TO	BLK	MIN
SEASON	16	5	10	5	9	1	2	1 (2x)	5	6	2 (2x)	2	2		27
	vs. IND	vs. IND	vs. IND	vs. IND	vs. IND	vs. IND	vs. IND	vs. IND	@ CHI	@ CHI	vs. IND	@ CHI	vs. PHO	--	@ CHI
	6/10/18	6/10/18	6/10/18	6/10/18	6/10/18	6/10/18	6/10/18	6/10/18	5/20/18	5/20/18	6/10/18	5/20/18	6/5/18		5/20/18
CAREER	30	11	24	7	13	9 (2x)	10	4	7 (6x)	9	7	4 (5x)	5	3	45
	@ MIN	@ MIN	@ MIN	@ MIN	@ MIN	last vs. SEA	vs. SEA	vs. CHI	last vs. CHI	vs. LA	vs. SEA	last vs. SEA	vs. LAS	vs. SEA	@ DAL
	6/29/16	6/29/16	6/29/15	6/29/16	6/29/15	6/11/17	6/11/17	7/14/17	8/27/17	5/21/16	7/6/16	6/11/17	5/30/17	6/11/17	6/16/17
PLAYOFFS	20	6	12	4	6 (2x)	10	10	2	3	3 (2x)	5	2 (2x)	3	1 (2x)	26
	vs. WAS	@ WAS	vs. IND	vs. IND	last vs. WAS	vs. WAS	vs. WAS	@ WAS	va. WAS	last vs. WAS	vs. IND	last vs. WAS	vs. IND	last vs. IND	vs. WAS
	9/22/15	9/20/15	9/23/15	9/23/15	9/10/17	9/22/15	9/22/15	9/20/15	9/10/17	9/10/17	9/23/15	9/22/15	9/29/15	9/29/15	9/22/15

## 2018 GAME-BY-GAME STATISTICS

### PRESEASON

Opponent	Date	MIN	FGM	FGA	FG%	3PM	3PA	3P%	FTM	FTA	FT%	OR	DR	REB	AST	STL	BLK	TO	PF	PTS	+/-
vs. Dallas	5/7	8:20	3	7	.429	2	5	.400	0	0	-	0	2	2	3	1	0	2	3	8	8
vs. Los Angeles	5/8	17:23	2	6	.333	1	2	.500	0	0	-	0	1	1	1	0	0	1	2	5	2

### REGULAR SEASON

at Chicago	5/20	26:57	2	7	0.286	2	5	0.400	0	0	0.000	1	5	6	2	2	0	0	6	6	-10
vs. Minnesota	5/25	DND - Left Knee Sprain																			
vs. Dallas	5/29	DND - Left Knee Sprain																			
@ Indiana	6/2	DND - Left Knee Sprain																			
vs. Phoenix	6/5	15:33	1	5	0.200	1	4	0.250	0	0	0.000	0	2	2	2	1	0	2	2	3	-6
vs. Connecticut	6/7	3:13	0	0	0.000	0	0	0.000	0	0	0.000	0	0	0	0	0	0	1	2	0	-2
vs. Indiana	6/10	15:27	5	10	0.500	5	9	0.556	1	2	0.500	1	2	3	2	0	0	0	1	16	5



GUARD

# #14 SUGAR RODGERS

6TH SEASON | GEORGETOWN '13 | SUFFOLK, VA. | 5-9 | BORN DEC. 8, 1989

**CAREER TRANSACTIONS:** Selected by the Minnesota Lynx in the Second Round of the 2013 WNBA Draft, 14th overall selection... Acquired from Minnesota in exchange for the rights to swap 2015 third round draft picks on April 16, 2014.

## CAREER HIGHLIGHTS:

- Selected in the 2nd Round of the 2013 Draft by Minnesota.
- Named a WNBA All-Star for the 1st time in her career, representing the Eastern Conference in 2017 in Seattle
- Named the WNBA Sixth Woman of the Year in 2017
- In 2016, ranked 14th in the WNBA in scoring, averaging 14.5 ppg, and finished 2nd with 86 made 3-pointers and 5th shooting .413 from 3-point range in 2016.
- Has 11-career 20+ point scoring performances, including one in the playoffs.
- Scored a career-high 30 points in overtime win at Minnesota on June 29, 2016, tying the Liberty single-game record with 7 3-pointers.
- Saw her scoring average improve over each of her first four seasons in the WNBA.
- Set a new Liberty single-season record for made 3-pointers in a single-season with 86 in 2016 (Old record was 78 – Shameka Christon in 2011).
- Finished 3rd in the 2016 Most Improved Player voting after seeing her scoring average increase from 8.1 ppg to 14.5 ppg year over year.
- Ranks 8th in New York Liberty history with 214 3-point field goals

**2017:** Appeared in 33 games making 15 starts... Averaged 10.5 ppg and a career-best 3.8 rpg... Led the Liberty with 63 3-pointers and shot 34.4 percent from 3-point range... Named a WNBA Eastern Conference All-Star for the 1st time in her career... Named the 2017 WNBA 6th Woman of the Year... Named the AP WNBA 6th Woman of the Year... Posted 8 points and 3 rebounds in playoff game against Washington (9/10)... Scored 7 points in home-win over Chicago. Posted a new season-high with 6 assists. Matched her season-high with 7 rebounds (8/27)... Put up a game-high 16 points all in the 1st half. Also collected a season-high 7 rebounds against Indiana (8/23)... Sunk 5 baskets, including 3 3-pointers for 13 points. Also pulled down 5 rebounds in win over Connecticut (8/18)... Nailed a pair of 3-pointer to reach double figures with 12 points, also recording 3 assists, in a road win over Atlanta (8/11)... Hit 4-3 pointers for the 2nd consecutive game. Finished with 16 points and 5 rebounds. Managed 3 assists 1 steal and 1 block against San Antonio (8/1)... Hit 4 3-pointers, her highest since June 16th, to finish with 14 points. Dished out 3 assists and managed 1 steal in win at Chicago (7/30)... Finished with 9 points and hit a pair of clutch free throws with 11.2 to play in the 4th quarter to seal a comeback win at Indiana (7/28)... Scored 8 points, including a pair of 3-point shots in win over Connecticut. Also had a season-high 7 rebounds and 1 assist (7/19)... Delivered 14 points, including 3 3-pointers from off the bench. Also managed a team-high 5 assists and 4 rebounds against Washington (7/16)... Scored 14 points and had 3 rebounds. Also has 3 steals and 2 assists against Phoenix (7/9)... Finished with 8 points, 4 rebounds, and 3 assists in a win at Seattle (7/6)... Scored all 11 points in the 4th quarter, 9 of which came from 3 consecutive 3-pointers. Also matched her season-high with 7 rebounds against Atlanta (7/2)... Finished with 13 points, including 3 3-pointers. Also pulled down 3 rebounds and dished out an assist against Connecticut (6/23)... Drained 5 3-pointers to finish with 19 points, and converted a pair of free-throws that gave Liberty the lead in OT at Dallas, also had 5 rebounds (6/16)... Scored 12 points with a pair of 3-pointers, all of which came from the second half, and also had 4 rebounds and 2 assists against Connecticut (6/14)... Tied her season-high in scoring with 21 points, going 9-of-10 from the free throw line, recorded a career-high 3 blocks, and a season-high 5 assists against Seattle (6/11)... In win over Atlanta Dream finished with 16 points, including 3 3-pointers and also had 5 rebounds (6/7)... Shot 3-of-5 from 3-point range to finish with 13 points and 3 assists against the Sparks (5/30)... Scored season-high 21 points, going 6-of-11 from deep, and also tied her career-high of 2 blocks against Seattle (5/26)... In win over Mercury, had 8 points and 2 blocks, 1 of which sealed the Liberty's win with 2 seconds to play (5/23)... Scored 19 of her game-high 20 points in the first half, hitting 4 3-pointers, and pulled down 7 rebounds against the Lynx (5/18)... Scored 7 points and pulled down 5 rebounds against the San Antonio Stars in season opener (5/13).

**PERSONAL:** Full name is Ta'Shauna Rodgers, but goes exclusively by "Sugar"... Born in Suffolk, Virginia... A McDonald's All-American who participated in the three-point competition placing second at the annual game... Three-time Tidewater Conference Player of the Year... Earned team MVP honors all four seasons at King's Fork High School... Virginia First Team All-State honoree... Won Southeastern District Regular Season and Tournament MVP awards her senior year... Four-time all-district selection... Nike Nationals MVP and 2007 AAU U-16 MVP playing for coach Boo Williams... Ranked 26th overall on HoopGurlz.com's top 100 ranking and fifth out of the shooting guards... Was the ninth-ranked player in the nation by slamonline.com and 20th by Mike Flynn's Blue Star Report... Scored 49 points in a game her senior season... Holds school records in career points, rebounds, assists and blocks.



CENTER

# #41 KIAH STOKES

4TH SEASON | CONNECTICUT '15 | CEDAR RAPIDS, IOWA | 6-3 | BORN MARCH 30, 1993

YEAR-BY-YEAR AVERAGES																
SEASON	TEAM	G	GS	MPG	FG%	3P%	FT%	OREB	DREB	RPG	APG	SPG	BPG	TO	PF	PPG
2015	NYL	34	6	25.4	.547	.000	.688	1.8	4.7	6.4	0.8	0.7	1.9	1.0	2.2	5.8
2016	NYL	27	0	24.1	.641	.000	.627	2.3	5.1	7.4	0.7	0.6	1.4	1.1	2.9	6.9
2017	NYL	34	12	19.6	.53.1	0.0	.79.6	2.3	4.0	6.3	0.9	0.3	1.1	1.1	2.8	4.8
Career		95	18	22.9	57.1	0.0	70.2	2.1	4.6	6.7	0.8	0.6	1.5	1.1	2.6	5.8

YEAR-BY-YEAR TOTALS																
SEASON	TEAM	G	GS	MIN	FGM-A	3PM-A	FTM-A	OREB	DREB	REB	AST	STL	BLK	TO	PF	PTS
2015	NYL	34	6	862	82 - 150	0 - 2	33 - 48	60	159	219	26	24	67	37	76	197
2016	NYL	27	0	650	75 - 117	0 - 0	37 - 59	63	138	201	20	18	38	30	77	187
2017	NYL	34	12	666	60 - 113	0 - 1	43 - 54	77	137	214	30	12	39	40	94	163
Career		95	18	2178	217 - 380	0 - 3	113 - 161	200	434	634	76	54	144	107	247	547

PLAYOFF YEAR-BY-YEAR AVERAGES																
SEASON	TEAM	G	GS	MPG	FG%	3P%	FT%	OREB	DREB	RPG	APG	SPG	BPG	TO	PF	PTS
2015	NYL	6	0	26.2	.472	.000	.857	3.0	5.2	8.2	0.0	0.8	1.3	1.1	1.5	6.7
2016	NYL	1	0	10.2	.333	.000	.500	0.0	2.0	2.0	0.0	1.0	0.0	1.0	2.0	3.0
2017	NYL	1	0	16.3	.33.3	0.0	0.0	0.0	3.0	3.0	0.0	0.0	1.0	0.0	2.0	2.0
Career		8	0	23.0	45.2	0.0	77.8	2.3	4.5	6.8	0.0	0.8	1.1	1.0	1.6	5.6

PLAYOFF YEAR-BY-YEAR TOTALS																
SEASON	TEAM	G	GS	MPG	FG%	3P%	FT%	OREB	DREB	RPG	APG	SPG	BPG	TO	PF	PTS
2015	NYL	6	0	157	17 - 36	0 - 0	6 - 7	18	31	49	0	5	8	7	9	40
2016	NYL	1	0	10	1 - 3	0 - 0	1 - 2	0	2	2	0	1	0	1	2	3
2017	NYL	1	0	16	1 - 3	0 - 0	0 - 0	0	3	3	0	0	1	0	2	2
Career		8	0	184	19 - 42	0 - 0	7 - 9	18	36	54	0	6	9	8	13	45



CENTER

# #41 KIAH STOKES

4TH SEASON | CONNECTICUT '15 | CEDAR RAPIDS, IOWA | 6-3 | BORN MARCH 30, 1993

	PTS	FGM	FGA	3FGM	3FGA	FTM	FTA	OREB	DREB	REB	AST	STL	TO	BLK	MIN
SEASON	4	2	3					3	9	12			2	1	16
	vs. MIN	vs. MIN	vs. MIN	--	--	--	--	@ IND	@ IND	@ IND	--	--	@ IND	vs. MIN	vs. MIN
	5/25/18	5/25/18	5/25/15					6/2/18	6/2/18	6/2/18			6/2/18	5/25/18	5/25/18
CAREER	23	6 (5x)	10		1 (3x)	11	12	7 (2x)	14	17	4 (2x)	4	5 (2x)	8	38
	vs. PHO	last vs. PHO	vs. PHO	--	last @ SEA	vs. PHO	vs. PHO	last @ PHO	vs. ATL	vs. ATL	last vs. SAS	vs. ATL	last @ IND	vs. CON	vs. ATL
	6/4/17	6/4/17	6/4/17		5/26/17	6/4/17	6/4/17	7/9/17	6/7/17	6/7/17	9/1/17	9/1/15	8/23/17	7/16/15	6/22/16
PLAYOFFS	21	9	11			3 (2x)	4	5	8 (2x)	13		1 (6x)	2 (3x)	3	30
	vs. IND	vs. IND	vs. IND	--	--	last vs. IND	vs. WAS	vs. WAS	last @ IND	vs. WAS	--	last vs. PHO	last vs. WAS	vs. IND	vs. WAS
	9/23/15	9/23/15	9/23/15			9/23/15	9/18/15	9/22/15	9/27/15	9/22/15		9/24/16	9/10/17	9/23/15	9/22/15

2018 GAME-BY-GAME STATISTICS

PRESEASON

Opponent	Date	MIN	FGM	FGA	FG%	3PM	3PA	3P%	FTM	FTA	FT%	OR	DR	REB	AST	STL	BLK	TO	PF	PTS	+/-
vs. Dallas	5/7		NWT - Left foot																		
vs. Los Angeles	5/8		NWT - Left foot																		

REGULAR SEASON

at Chicago	5/20	DND - Left foot																			
vs. Minnesota	5/25	16:37	2	3	0.667	0	0	0.000	0	0	0.000	2	0	2	0	0	1	0	1	4	7
vs. Dallas	5/29	16:04	1	1	1.000	0	0	0.000	0	0	0.000	2	4	6	0	0	0	0	3	2	-15
@ Indiana	6/2	25:46	1	2	0.500	0	0	0.000	0	0	0.000	3	9	12	0	0	0	2	5	2	-2
vs. Phoenix	6/5	DNP - Left foot																			
vs. Connecticut	6/7	DND - Left foot																			
vs. Indiana	6/10	DND - Left foot																			



CENTER

# #41 KIAH STOKES

4TH SEASON | CONNECTICUT '15 | CEDAR RAPIDS, IOWA | 6-3 | BORN MARCH 30, 1993

**CAREER TRANSACTIONS:** Selected by the New York Liberty in the First Round of the 2015 WNBA Draft, 11th overall selection.

**CAREER HIGHLIGHTS:**

- Named to the 2015 WNBA All-Rookie Team
- Named to the 2015 WNBA All-Defensive Second Team
- WNBA Rookie of the Month for August 2015
- Career-high and Liberty single-game record eight blocks against Connecticut on July 16
- Ranks 3rd in New York Liberty history with 144-career blocked shots
- Ranks 10th in New York Liberty history with 634-career rebounds
- Finished the 2016 season ranked 6th in the WNBA in blocks (1.4 bpg) and 7th in rebounds (7.4 rpg)

**2017:** Appeared in 34 games making 12 starts at center. . . Averaged 4.8 ppg, 6.3 rpg, and 1.2 bpg. . . Led the Liberty in blocked shots and ranked 2nd on the team in rebounding. . . Finished the season ranked 11th in the WNBA in blocks and 17th in rebounding. . . Collected 3 rebounds and 2 points against Washington in the WNBA Playoffs (9/10). . . Knocked down 2 points and grabbed 7 rebounds. Also managed 2 assists, 2 blocks, and 1 steal at Dallas (9/3). . . Went 3-4 from the floor to finish with 6 points in a win over San Antonio. Set a new season-high, and matched her career-high with 4 assists. Also matched season-high with 3 blocks (9/1). . . Finished with her 4th double-double of the season scoring 10 points and pulling down 10 rebounds. Achieved a new season-high with 2 steals in win over Chicago (8/27). . . Came off the bench to score 12 points, her 4th game in double figures of the season, going 5-6 from the field. Pulled down 4 rebounds against Indiana (8/8). . . Managed 10 points and 16 rebounds, 1 short of her career-high, to post her 3rd double-double of the season in win at Chicago. Also had 3 blocks and 1 steal to tie both of her season-highs (7/30). . . Scored 6 points, going 4-4 from the free-throw line. Pulled down double-digit rebounds with 10. Also had 2 blocks in win over Indiana (7/28). . . In her 23 minutes of play posted a 17 +/- rating. Scored 4 points, collected 6 rebounds, and blocked two shots (7/19). . . Posted double-digit rebounds with 10. Also scored 5 points and had 3 blocks against Washington (7/16). . . Collected double digit rebounds for the first time since she recorded her career-high. Finished with 12 rebounds and 2 points in Phoenix (7/9). . . Scored 4 points and grabbed 3 rebounds at Seattle (7/6). . . In win over Seattle Storm scored 8 points and had 6 rebounds, also matched a season-high with 3 blocks (6/11). . . Had a career-high 17 rebounds with 9 coming from the first quarter, and also finished with 7 points, 2 blocks, and 3 assists in a win over Atlanta (6/7). . . Smashed her previous career-high, finishing with 23 points in a win over the Mercury; shot 11-of-12 from the free-throw line, also had 14 rebounds, 1 shy of her career-high, and 2 blocks (6/4). . . Finished with a new career-high of 15 rebounds, with 7 on the offensive glass, and also tied career high of 13 points shooting 6-of-8 from the field in win against Dallas (6/2). . . Had 2 rebounds, 1 assist, and a blocked shot against the Sparks (5/30). . . Pulled down season-high 8 rebounds, swatted away 3 shots, and scored 2 points against Seattle (5/26). . . Grabbed 7 rebounds, 3 points, and 2 assists in first road game against Phoenix (5/23). . . Posted 6 points and 3 rebounds in game versus Minnesota (5/18). . . In season opening win over the Stars collected 4 rebounds, 2 assists, and 2 points (5/13).

**PERSONAL:** Born on March 30, 1993 . . . Mother Julie Saddler and father Greg Stokes . . . Father was an All-American basketball player at the University of Iowa, played for the Philadelphia 76ers and won gold with the 1983 USA Pan American Games Team. Psychology major . . . Averaged 25.0 points, 14.8 rebounds and 5.1 blocks per game in her final year at Linn-Mar High School . . . Named to the 2010 United State Women's Youth Olympic Games Team.



# CENTER

# #7 KIA VAUGHN

10TH SEASON | RUTGERS '09 | BRONX, N.Y. | 6-4 | BORN JANUARY 24, 1987

## YEAR-BY-YEAR AVERAGES

SEASON	TEAM	G	GS	MPG	FG%	3P%	FT%	OREB	DREB	RPG	APG	SPG	BPG	TO	PF	PPG
2009	NYL	34	1	11.6	.493	.000	.500	1.0	1.6	2.6	0.2	0.1	0.0	0.9	1.7	4.8
2010	NYL	30	0	8.1	.348	1.00	.650	0.5	0.9	1.4	0.3	0.2	0.2	0.6	1.5	2.1
2011	NYL	34	34	28.1	.497	.000	.786	2.8	3.9	6.7	1.1	1.1	0.7	1.7	2.9	10.1
2012	NYL	31	17	22.9	.430	.000	.656	1.5	3.4	5.0	0.9	0.5	0.8	1.0	2.5	6.4
2013	WAS	34	15	20.0	.425	.000	.761	1.5	3.7	5.2	0.6	0.7	1.0	1.5	2.3	6.9
2014	WAS	33	33	24.1	.458	.000	.634	1.8	4.5	6.3	1.2	0.9	0.4	1.4	2.3	9.0
2015	WAS	20	1	17.8	.451	.000	.667	1.1	3.1	4.2	1.0	0.3	0.3	1.2	2.1	5.7
2016	WAS	34	4	19.8	.503	.000	.750	1.2	3.1	4.3	0.6	0.5	0.5	0.9	1.4	6.3
2017	NYL	28	22	19.6	.536	.000	.583	1.9	3.0	4.9	0.7	0.4	0.3	0.8	2.0	5.8
Career		278	127	19.3	.466	.167	.678	1.5	3.0	4.5	0.7	0.6	0.5	1.2	2.1	6.4

## YEAR-BY-YEAR TOTALS

SEASON	TEAM	G	GS	MIN	FGM-A	3PM-A	FTM-A	OREB	DREB	REB	AST	STL	BLK	TO	PF	PTS
2009	NYL	34	1	396	73 - 148	0 - 2	17 - 34	35	53	88	8	6	3	32	57	163
2010	NYL	30	0	243	24 - 69	1 - 1	13 - 20	15	27	42	10	6	6	18	44	62
2011	NYL	34	34	955	149 - 300	0 - 0	44 - 56	96	131	227	39	40	25	61	97	342
2012	NYL	31	17	710	89 - 207	0 - 0	21 - 32	48	106	154	27	16	25	31	76	199
2013	WAS	34	15	680	99 - 233	0 - 1	35 - 46	50	126	176	22	24	37	52	78	233
2014	WAS	33	33	795	135 - 295	0 - 2	26 - 41	60	147	207	39	31	15	47	75	296
2015	WAS	20	1	355	46 - 102	0 - 0	22 - 33	22	62	84	20	7	7	25	41	114
2016	WAS	34	4	672	97 - 193	0 - 0	21 - 28	41	106	147	21	20	18	32	49	215
2017	NYL	28	22	549	74 - 138	0 - 0	14 - 24	54	83	137	20	12	11	23	55	162
Career		278	127	5356	786 - 1685	1 - 6	213 - 314	421	841	1262	206	162	147	321	572	1786

## PLAYOFF YEAR-BY-YEAR AVERAGES

SEASON	TEAM	G	GS	MPG	FG%	3P%	FT%	OREB	DREB	RPG	APG	SPG	BPG	TO	PF	PTS
2010	NYL	5	0	15.6	.625	.000	.462	1.0	2.0	3.0	0.6	0.0	0.6	1.0	1.8	5.2
2011	NYL	3	3	26.0	.571	.000	.900	2.0	4.3	6.3	1.3	1.0	0.3	1.0	1.7	8.3
2012	NYL	2	0	22.5	.417	.000	1.00	3.0	5.5	8.5	1.0	0.0	0.5	1.5	2.5	5.5
2013	WAS	3	3	24.9	.462	.000	.000	0.7	4.3	5.0	0.7	0.6	0.6	1.3	3.0	8.0
2014	WAS	2	2	23.0	.300	.000	.500	1.5	3.5	5.0	0.5	0.5	0.0	2.0	3.5	3.5
2015	WAS	3	0	16.6	.538	.000	.833	1.3	3.0	4.3	0.3	0.0	0.0	0.6	1.3	6.3
2017	NYL	1	1	14.8	0.0	0.0	0.0	1.0	4.0	5.0	0.0	0.0	0.0	2.0	0.0	0.0
Career		10	3	20.1	54.8	0.0	66.7	1.7	3.4	5.1	0.9	0.3	0.5	1.1	1.9	6.2

## PLAYOFF YEAR-BY-YEAR TOTALS

SEASON	TEAM	G	GS	MIN	FGM-A	3PM-A	FTM-A	OREB	DREB	REB	AST	STL	BLK	TO	PF	PTS
2010	NYL	5	0	78	10 - 16	0 - 0	6 - 13	5	10	15	3	0	3	5	9	26
2011	NYL	3	3	78	8 - 14	0 - 0	9 - 10	6	13	19	4	3	1	3	5	25
2012	NYL	2	0	45	5 - 12	0 - 0	1 - 1	6	11	17	2	0	1	3	5	11
2013	WAS	3	3	75	12 - 26	0 - 0	0 - 0	2	13	15	2	2	2	4	9	24
2014	WAS	2	2	46	3 - 10	0 - 0	1 - 2	3	7	10	1	1	0	4	7	7
2015	WAS	3	0	50	7 - 13	0 - 1	5 - 6	4	9	13	1	0	0	2	4	19
2017	NYL	1	1	15	0 - 2	0 - 0	0 - 0	1	4	5	0	0	0	2	0	0
Career		19	9	386	45 - 93	0 - 1	22 - 32	27	67	94	13	6	7	23	39	112



CENTER

#7 KIA VAUGHN

10TH SEASON | RUTGERS '09 | BRONX, N.Y. | 6-4 | BORN JANUARY 24, 1987

	PTS	FGM	FGA	3FGM	3FGA	FTM	FTA	OREB	DREB	REB	AST	STL	TO	BLK	MIN
SEASON	8 vs. CON 6/7/18	3 vs. CON 6/7/18	5 (2x) vs. CON 6/7/18	--	--	2 vs. CON 6/7/18	3 vs. CON 6/7/18	1 (4x) last vs. IND 6/10/18	4 vs. PH) 6/5/18	5 vs. PHO 6/5/18	3 vs. CON 6/7/18	2 (2x) last vs. IND 6/10/18	4 vs. IND 6/10/18	1 vs. IND 6/10/18	20 vs. PHO 6/2/18
CAREER	24 @ TUL 6/23/11	12 @ TUL 6/23/11	16 @ IND 8/8/14	1 @ CHI 6/8/10	1 (6x) last @ MIN 6/20/14	6 vs. CT 9/13/13	7 vs. IND 7/2/14	9 vs. ATL 6/24/12	11 vs. NY 9/15/13	13 @ MIN 6/20/14	6 @ NY 7/29/14	4 (2x) last vs. IND 6/6/14	6 @ CT 6/14/16	4 vs. DAL 5/18/16	38 @ SEA 6/22/14
PLAYOFFS	13 vs. IND 9/1/10	6 @ ATL 9/19/13	12 @ ATL 9/19/13	--	1 @ NY 9/18/15	6 vs. IND 9/17/11	6 (2x) last vs. IND 9/17/11	4 @ CT 9/27/12	7 (3x) last @ NY 9/22/15	9 (2x) last @ NY 9/22/15	3 vs. IND 9/17/11	3 vs. IND 9/17/11	3 (3x) last vs. IND 8/23/14	2 (2x) last @ ATL 9/19/13	27 (3x) last @ IND 8/21/14

2018 GAME-BY-GAME STATISTICS

PRESEASON

Opponent	Date	MIN	FGM	FGA	FG%	3PM	3PA	3P%	FTM	FTA	FT%	OR	DR	REB	AST	STL	BLK	TO	PF	PTS	+/-
vs. Dallas	5/7		NWT - Turkey																		
vs. Los Angeles	5/8		NWT - Turkey																		

REGULAR SEASON

at Chicago	5/20	NWT - Turkey																			
vs. Minnesota	5/20	NWT - Turkey																			
vs. Dallas	5/29	13:56	1	3	0.333	0	0	0.000	0	0	0.000	1	1	2	0	2	0	1	2	2	6
@ Indiana	6/2	9:05	0	0	0.000	0	0	0.000	0	0	0.000	0	1	1	0	0	0	1	0	0	5
vs. Phoenix	6/5	19:54	1	5	0.200	0	0	0.000	0	0	0.000	1	4	5	0	1	0	0	3	2	-8
vs. Connecticut	6/7	17:54	3	5	0.600	0	0	0.000	2	3	0.667	1	3	4	3	1	0	2	2	8	3
vs. Indiana	6/10	23:44	2	4	0.500	0	0	0.000	0	0	0.000	1	0	1	2	2	1	4	3	4	-1



CENTER

# #7 KIA VAUGHN

10TH SEASON | RUTGERS '09 | BRONX, N.Y. | 6-4 | BORN JANUARY 24, 1987

**CAREER TRANSACTIONS:** Selected in the first round (8th overall) by the New York Liberty in the 2009 WNBA Draft... Acquired by the Washington Mystics in addition to a 2013 2nd Round Pick (No. 17 overall) in exchange for a 2013 1st Round Pick (7th overall)... Traded to the New York Liberty on January 30, 2017 along with guard Bria Hartley in exchange for center Carolyn Swords... Re-signed with the Liberty as an unrestricted free agent on Feb. 9, 2018.

**CAREER HIGHLIGHTS:**

- Drafted 8th Overall by the New York Liberty in 2009
- Career averages of 6.4 points and 4.5 rebounds per game
- Career highs of 10.1 ppg and 6.7 rpg with New York in 2011; led the Liberty in rebounding that season.
- Has appeared in the WNBA Playoffs in 7 of her 9 WNBA seasons, advancing to the Eastern Conference Finals with New York in 2010

**2017:** Appeared in 28 games, making 22 starts at center... Averaged 5.8 points and 4.9 rebounds per game... Ranked 3rd on the Liberty in rebounding... Grabbed 5 rebounds against Washington in the WNBA Playoffs (9/10)... Scored 11 points and collected 6 rebounds against Dallas (9/3)... Went 5-6 from the floor to collect 10 points. Grabbed 6 rebounds in win over San Antonio (9/1)... Managed a team-high 9 rebounds, recorded a steal and block in home win over Washington (8/25)... Finished with 4 points and 3 rebounds, all of which came on offensive end. Also had 2 assists and 2 steals in road win over Indiana (8/23)... Posted 6 points and 7 rebounds for the 2nd-consecutive game in a home win over Los Angeles (8/13)... Scored 6 points and was 2nd on the team with 7 rebounds in a road win over the Dream (8/11)... Shot 4-6 from the field to finish with 8 points at San Antonio. Grabbed 3 rebounds and matched her season-high with 2 assists (8/1)... Connected on 3 shots for 6 points and pulled down 6 rebounds against Indiana (7/28)... Scored 6 points and pulled down 7 rebounds against Washington (7/16)... Connected on 4-of-8 field goals to finish with 8 points. Pulled down 4 rebounds and dished out 2 assists against Chicago (7/14)... Scored 7 points and had 4 rebounds against Phoenix (7/9)... Finished with a season-high 13 points and 11 rebounds to post her first double-double since July 29, 2014, and first double-digit rebounding effort since Aug. 5, 2015 in a win at Seattle (7/6)... Scored a season-high 10 points and had 8 rebounds against Atlanta. Also tied season-high for assists and steals with 2 and 1 respectively (7/2)... Finished with a season-high 9 rebounds and 2 blocks. Also scored 6 points against Washington (6/29)... Saw her first action since May 30th. Finished with 4 points, 4 rebounds, and a season-high 2 assists against Connecticut (6/23)... Missed 6 games in June while competing for the Czech Republic National Team in the 2017 EuroBasket Women Tournament in the Czech Republic... Posted a season-high 9 points and 5 rebounds in a win against the Mercury (5/23)... Scored 7 points and grabbed 5 rebounds against Minnesota (5/18)... Scored 4 of her 7 points in the first quarter against the Stars, also grabbed 3 rebounds (5/13).

**PERSONAL:** Born and raised in the Bronx... Eldest daughter of Aja Ellington, has seven younger brothers... Has a dog named Prince... Walked past Madison Square Garden everyday on her way to high school at St. Michael's Academy in mid-town Manhattan... Pre-game ritual is to listen to her favorite singer, Beyonce on her iPod... Wears No. 15 because one of her younger brothers was born on December 15... Journalism major at Rutgers... Credits her exceptional foot skills to double-dutch jump roping... The most surprising fact about her is her fear of clowns... Began playing basketball in middle school by the influence of her mother... Was named the 2005 New



CENTER

# #17 AMANDA ZAHUI B.

4TH SEASON | MINNESOTA | STOCKHOLM, SWEDEN. | 6-5 | BORN SEPT. 8, 1993

## YEAR-BY-YEAR AVERAGES

SEASON	TEAM	G	GS	MPG	FG%	3P%	FT%	OREB	DREB	RPG	APG	SPG	BPG	TO	PF	PPG
2015	TUL	31	0	9.7	.361	.333	.750	0.8	1.6	2.4	0.3	0.2	0.6	0.6	1.9	3.4
2016	NYL	33	1	11.3	.449	.188	.787	1.3	1.9	3.2	0.4	0.3	0.6	1.1	2.1	5.0
2017	NYL	29	0	5.3	.400	.250	.750	0.3	0.8	1.1	0.3	0.1	0.2	0.5	1.2	2.2
<b>Career</b>		<b>93</b>	<b>1</b>	<b>8.9</b>	<b>.407</b>	<b>.283</b>	<b>.774</b>	<b>0.8</b>	<b>1.4</b>	<b>2.3</b>	<b>0.3</b>	<b>0.3</b>	<b>0.5</b>	<b>0.8</b>	<b>1.7</b>	<b>3.6</b>

## YEAR-BY-YEAR TOTALS

SEASON	TEAM	G	GS	MIN	FGM-A	3PM-A	FTM-A	OREB	DREB	REB	AST	STL	BLK	TO	PF	PTS
2015	TUL	31	0	300	39-108	12-36	15-20	26	49	75	10	7	19	20	58	105
2016	NYL	33	1	374	57-127	3-16	48-61	42	62	104	12	11	22	37	69	165
2017	NYL	29	0	155	26-65	2-8	9-12	9	22	31	10	5	6	15	35	63
<b>Career</b>		<b>93</b>	<b>1</b>	<b>829</b>	<b>122-300</b>	<b>17-60</b>	<b>72-93</b>	<b>77</b>	<b>133</b>	<b>210</b>	<b>32</b>	<b>23</b>	<b>47</b>	<b>72</b>	<b>162</b>	<b>333</b>

## PLAYOFF YEAR-BY-YEAR AVERAGES

SEASON	TEAM	G	GS	MPG	FG%	3P%	FT%	OREB	DREB	RPG	APG	SPG	BPG	TO	PF	PTS
2015	TUL	2	0	5.9	.000	.000	.000	.000	1.5	1.5	0.0	0.0	0.5	0.0	0.0	0.0
2016	NYL	1	0	6.4	1.000	.000	.000	1.0	1.0	2.0	0.0	0.0	0.0	0.0	1.0	2.0
2017	NYL	1	0	1.2	0.0	0.0	0.0	0.0	1.0	1.0	0.0	0.0	0.0	0.0	0.0	0.0
<b>Career</b>		<b>4</b>	<b>0</b>	<b>4.8</b>	<b>25.0</b>	<b>0.0</b>	<b>0.0</b>	<b>0.3</b>	<b>1.3</b>	<b>1.5</b>	<b>0.0</b>	<b>0.0</b>	<b>0.3</b>	<b>0.0</b>	<b>0.3</b>	<b>0.5</b>

## PLAYOFF YEAR-BY-YEAR TOTALS

SEASON	TEAM	G	GS	MPG	FG%	3P%	FT%	OREB	DREB	RPG	APG	SPG	BPG	TO	PF	PTS
2015	TUL	2	0	12	0-3	0-3	0-0	0	3	3	0	0	1	0	0	0
2016	NYL	1	0	6	1-1	0-0	0-0	1	1	2	0	0	0	0	1	2
2017	NYL	1	0	1	0-0	0-0	0-0	0	1	1	0	0	0	0	0	0
<b>Career</b>		<b>4</b>	<b>0</b>	<b>19</b>	<b>1-4</b>	<b>0-3</b>	<b>0-0</b>	<b>1</b>	<b>5</b>	<b>6</b>	<b>0</b>	<b>0</b>	<b>1</b>	<b>0</b>	<b>1</b>	<b>2</b>


**CAREER TRANSACTIONS:** Selected second in the first round (second overall) by the Tulsa Shock in the 2015 WNBA Draft... Acquired from Dallas along with a 2017 second round pick in exchange for New York's first round draft pick in 2017.

## CAREER HIGHLIGHTS:

- Drafted second overall by the Tulsa Shock in the 2015 WNBA Draft.
- Scored a career-high 17 points against Minnesota on June 29, 2016.
- Made her first-career start at Minnesota on June 29, 2016, and nearly recorded a double-double with 15 points and 9 rebounds
- Shot .333 percent from 3-point range during rookie season.
- Career-best five blocked shots against San Antonio on June 14, 2015.

**2017:** Appeared in 29 games for the Liberty... Averaged 2.2 ppg and 1.1 rpg... Came off the bench to score a season-high 8 points. Also managed a season-high 6 rebounds in win over Chicago (8/27)... Knocked down a bucket for 2 points and 1 rebound in win against Indiana (8/23)... Matched her season-high with 7 points. Set a new season-high with 4 rebounds at Los Angeles (8/4)... Finished with 5 points, 1 rebound, and 1 assist at San Antonio (8/1)... Scored 2 points and pulled down 2 rebounds against Washington (7/16)... Posted her first 3-pointer of the season against Chicago (7/14)... Finished with 2 points and 1 rebound against Washington (6/29)... Recorded a season-high 7 points off the bench; also had 2 blocks and 2 rebounds against Dallas (6/16)... Scored a season-high 6 points and had 1 block against Connecticut (6/14)... Against Seattle had 1 assist, 1 rebound, and 1 steal (6/11)... Tied her season-high in scoring with 4 points in win over Atlanta Dream and also recorded her 1st block of the season (6/7)... Played for 8 minutes and pulled down a season-high 2 rebounds against Phoenix (6/4)... Scored 2 points and had 1 rebound against Dallas (6/2)... Played for 2 minutes in game versus LA (5/30)... In first road game, had 1 rebound and 1 assist against Phoenix (5/23)... Scored 4 points in the second half of the game against the Stars, also had 2 rebounds (5/13).

**PERSONAL:** Born on Sept. 8, 1993, in Stockholm, Sweden... Daughter of Annsö and Alex Zahui Bazoukou... Has a younger brother named Aaron... Annsö lived in Spain and France before moving to Stockholm, and Alex lived in his native country, the Ivory Coast, before moving to Sweden to pursue a career... Amanda began playing basketball after first experimenting with tennis, field hockey, soccer and circus classes as a child... Moved into her own apartment at 15 years old to attend a school where her basketball development would be most benefited... 2012 graduate of Igelstavikens Gymnasium... Named Rookie of the Year (2010) and Center of the Year (2011, 2012) while playing in Sweden... Has played on Sweden's national team since she was 13 years old... Considered playing for the University of Washington and the University of Louisville but chose Minnesota because, "It just felt like home."... Plays video games, car games in particular, as a hobby... Would attend Martin Luther King Jr.'s "I Have a Dream" speech if she could go back in time.



CENTER

#17 AMANDA ZAHUI B.

4TH SEASON | MINNESOTA | STOCKHOLM, SWEDEN. | 6-5 | BORN SEPT. 8, 1993

	PTS	FGM	FGA	3FGM	3FGA	FTM	FTA	OREB	DREB	REB	AST	STL	TO	BLK	MIN
SEASON	15	6	10	1 (3x)	3 (2x)	2 (3x)	3	5	4 (2x)	8	1 (5x)	2 (2x)	5	1 (2x)	22
	@ CHI	@ CHI	@ CHI	last vs. IND	last vs. PHO	last vs. PHO	@ CHI	vs. PHO	last vs. MIN	vs. PHO	last vs. IND	last vs. IND	last vs. PHO	last @ IND	@ CHI
	5/20/18	5/20/18	5/20/18	6/10/18	6/5/18	6/5/18	5/20/18	6/5/18	5/25/18	6/5/18	6/10/18	6/10/18	6/5/18	6/2/18	5/20/18
CAREER	17	6 (4x)	12 (2x)	3	4	6	8	6	7	9 (3x)	4	2 (4x)	4	5	34
	@ MIN	last @ CHI	last @ WAS	vs. PHO	vs. PHO	vs. DAL	vs. ATL	vs. SEA	@ MIN	last @ WAS	vs. PHO	last @ MIN	@ WAS	@ SA	@ MIN
	6/29/16	5/20/18	7/20/16	9/13/15	9/13/15	5/15/16	7/13/16	9/7/16	6/29/16	7/20/16	9/13/15	6/29/16	6/29/17	6/14/15	6/29/16
PLAYOFFS	2	1	3		3			1	2	2 (2x)				1	7
	vs. PHO	vs. PHO	vs. PHO	--	vs. PHO	--	--	vs. PHO	@ PHO	last vs. PHO	--	--	--	@ PHO	@ PHO
	9/24/16	9/24/16	9/19/15		9/19/15			9/24/16	9/17/15	9/24/16				9/17/15	9/17/15

2018 GAME-BY-GAME STATISTICS

PRESEASON

Opponent	Date	MIN	FGM	FGA	FG%	3PM	3PA	3P%	FTM	FTA	FT%	OR	DR	REB	AST	STL	BLK	TO	PF	PTS	+/-
vs. Dallas	5/7		NWT																		
vs. Los Angeles	5/8		NWT																		

REGULAR SEASON

at Chicago	5/20	22:04	6	10	0.600	1	1	1.000	2	3	0.667	3	4	7	1	2	1	2	0	15	8
vs. Minnesota	5/25	14:16	1	5	0.200	0	3	0.000	2	2	1.000	1	4	5	1	0	0	1	3	4	-6
vs. Dallas	5/29	2:37	1	2	0.500	0	1	0.000	0	0	0.000	0	0	0	0	0	0	0	1	2	-5
@ Indiana	6/2	8:21	0	1	0.000	0	0	0.000	0	0	0.000	0	2	2	1	0	1	2	1	0	7
vs. Phoenix	6/5	15:54	3	6	0.500	1	3	0.333	2	2	1.000	5	3	8	1	0	0	5	4	9	7
vs. Connecticut	6/7	11:21	3	8	0.375	0	2	0.000	1	1	1.000	0	0	0	0	0	0	1	2	7	-13
vs. Indiana	6/10	18:34	1	2	0.500	1	2	0.500	0	0	0.000	0	3	3	1	2	0	2	2	3	0



GUARD

# #1 SHAVONTE ZELLOUS

10TH SEASON | PITTSBURGH '09 | ORLANDO, FLA. | 5-10 | BORN AUG. 28, 1986

## YEAR-BY-YEAR AVERAGES

SEASON	TEAM	G	GS	MPG	FG%	3P%	FT%	OREB	DREB	RPG	APG	SPG	BPG	TO	PF	PPG
2009	DET	34	4	23.6	.397	.306	.856	0.7	2.4	3.1	1.8	0.7	0.5	2.2	3.3	11.9
2010	TUL	4	1	16.8	.161	.100	.833	0.3	0.5	0.8	2.5	0.5	0.0	0.5	1.8	4.0
2010	IND	27	0	15.5	.362	.280	.747	0.5	1.6	2.1	1.3	0.4	0.5	1.2	2.0	5.9
2011	IND	33	2	14.0	.438	.265	.784	0.6	1.8	2.4	1.4	0.3	0.4	0.9	2.2	5.5
2012	IND	31	31	22.3	.369	.345	.770	0.9	1.8	2.7	1.7	0.7	0.4	1.3	2.3	7.5
2013	IND	29	29	31.3	.415	.348	.780	0.9	2.5	3.4	1.7	0.9	0.7	1.8	3.2	14.7
2014	IND	34	33	27.4	.411	.305	.784	0.6	2.1	2.8	2.1	0.7	0.4	1.6	2.9	11.0
2015	IND	23	1	22.2	.379	.241	.771	0.6	1.8	2.4	1.9	0.9	0.3	1.1	3.0	8.4
2016	NYL	33	1	23.3	.403	.192	.851	0.5	1.9	2.5	2.2	0.8	0.1	1.3	1.9	8.8
2017	NYL	34	34	29.1	.423	.333	.823	1.0	3.0	4.0	2.8	0.9	0.2	1.9	3.4	11.7
Career		282	136	23.2	.399	.304	.806	0.7	2.1	2.8	1.9	0.7	0.4	1.5	2.7	9.5

## YEAR-BY-YEAR TOTALS

SEASON	TEAM	G	GS	MIN	FGM-A	3PM-A	FTM-A	OREB	DREB	REB	AST	STL	BLK	TO	PF	PTS
2009	DET	34	4	802	118 - 297	15 - 49	155 - 181	25	81	106	62	27	17	77	111	406
2010	TUL	4	1	67	5 - 31	1 - 10	5 - 6	1	2	3	10	2	0	2	7	16
2010	IND	27	0	418	47 - 130	7 - 25	59 - 79	14	42	56	35	12	16	33	55	160
2011	IND	33	2	463	57 - 130	9 - 34	58 - 74	21	59	80	45	12	15	32	74	181
2012	IND	31	31	692	79 - 214	19 - 55	57 - 74	27	57	84	54	23	15	43	71	234
2013	IND	29	29	908	146 - 352	39 - 112	96 - 123	27	73	100	48	27	21	54	93	427
2014	IND	34	33	931	131 - 319	25 - 82	87 - 111	22	72	94	71	24	16	55	100	374
2015	IND	23	1	511	61 - 161	7 - 29	64 - 83	13	42	55	43	22	8	27	68	193
2016	NYL	33	1	770	91 - 226	5 - 26	103 - 121	18	63	81	73	29	6	44	64	290
2017	NYL	34	34	991	123 - 291	16 - 48	135 - 164	33	103	136	95	29	8	65	115	397
Career		282	136	6553	858 - 2151	143 - 470	819 - 1016	201	594	795	536	207	122	432	758	2678

## PLAYOFF YEAR-BY-YEAR AVERAGES

SEASON	TEAM	G	GS	MPG	FG%	3P%	FT%	OREB	DREB	RPG	APG	SPG	BPG	TO	PF	PPG
2009	DET	5	0	29.0	.353	.412	.852	1.6	3.4	5.0	2.8	1.2	0.6	1.4	3.0	15.6
2010	IND	3	0	10.3	.600	.000	.857	0.3	0.3	0.7	0.7	0.0	0.3	0.6	1.0	4.0
2011	IND	5	1	19.2	.429	.400	.600	0.6	2.0	2.6	1.4	0.4	0.6	1.2	2.8	8.6
2012	IND	10	5	27.9	.398	.267	.857	1.0	1.9	2.9	1.7	0.9	0.8	1.7	2.7	10.6
2013	IND	4	4	26.6	.447	.417	.923	1.0	2.8	3.8	2.0	0.2	0.5	0.0	3.0	12.8
2014	IND	5	5	35.5	.389	.292	.750	1.0	2.4	3.4	1.0	0.4	0.8	0.6	3.4	14.4
2015	IND	11	0	21.5	.438	.308	.800	0.5	1.8	2.4	1.9	0.7	0.5	1.2	2.6	7.6
2016	NYL	1	0	27.8	.444	.000	.500	1.0	2.0	3.0	1.0	1.0	0.0	0.0	1.0	10.0
2017	NYL	1	1	25.6	.143	.000	100	1.0	5.0	6.0	1.0	1.0	0.0	2.0	2.0	4.0
Career		45	16	25.0	.403	.321	.805	0.9	2.2	3.0	1.7	0.7	0.6	1.1	2.7	10.2

## PLAYOFF YEAR-BY-YEAR TOTALS

SEASON	TEAM	G	GS	MIN	FGM-A	3PM-A	FTM-A	OREB	DREB	REB	AST	STL	BLK	TO	PF	PTS
2009	DET	5	0	145	24 - 68	7 - 17	23 - 27	8	17	25	14	6	3	7	15	78
2010	IND	3	0	31	3 - 5	0 - 1	6 - 7	1	1	2	2	0	1	2	3	12
2011	IND	5	1	96	15 - 35	4 - 10	9 - 15	3	10	13	7	2	3	6	14	43
2012	IND	10	5	279	37 - 93	8 - 30	24 - 28	10	19	29	17	9	8	17	27	106
2013	IND	4	4	107	17 - 38	5 - 12	12 - 13	4	11	15	8	1	2	0	12	51
2014	IND	5	5	178	28 - 72	7 - 24	9 - 12	5	12	17	5	2	4	3	17	72
2015	IND	11	0	237	32 - 73	4 - 13	16 - 20	6	20	26	21	8	6	14	29	84
2016	NYL	1	0	28	4 - 9	0 - 1	2 - 4	1	2	3	1	1	0	0	1	10
2017	NYL	1	1	26	1 - 7	0 - 1	2 - 2	1	5	6	1	1	0	2	2	4
Career		45	16	1125	161 - 400	35 - 109	103 - 128	39	97	136	76	30	27	51	120	460



GUARD

# #1 SHAVONTE ZELLOUS

10TH SEASON | PITTSBURGH '09 | ORLANDO, FLA. | 5-10 | BORN AUG. 28, 1986

	PTS	FGM	FGA	3FGM	3FGA	FTM	FTA	OREB	DREB	REB	AST	STL	TO	BLK	MIN
SEASON	19	6	13	1 (2x)	3 (2x)	7	8 (2x)	1	6	6	9	1 (4x)	3	1 (3x)	33
	vs. DAL	vs. DAL	vs. DAL	last vs. CON	last vs. CON	@ IND	last @ IND	@ IND	vs. DAL	vs. DAL	vs. DAL	last vs. IND	@ IND	last vs. IND	vs. DAL
	5/29/18	5/29/18	5/29/18	6/7/18	6/7/18	6/2/18	6/2/18	6/2/18	5/29/18	5/29/18	5/29/18	6/10/18	6/2/18	6/10/18	5/29/18
CAREER	33	12	20	6	8	17	19	4 (3x)	9	11	9	4 (2x)	7 (2x)	3 (5x)	40
	vs. TUL	vs. TUL	@ CHI	vs. PHO	vs. ATL	@ ATL	@ ATL	last vs. CHI	@ ATL	vs. CHI	vs. DAL	last @ SAS	last vs. ATL	last @ CHI	vs. TUL
	6/25/14	6/25/14	9/12/09	6/8/13	6/29/14	6/26/09	6/26/09	7/14/17	7/2/17	7/14/17	5/29/18	7/21/15	5/17/14	8/6/13	6/25/14
PLAYOFFS	30	10	21	3 (3x)	8	10	11	5	5 (3x)	9	8	3 (2x)	6	2 (5x)	45
	vs. MIN	vs. MIN	@ CHI	last vs. CHI	@ CHI	vs. IND	vs. IND	@ IND	last vs. WAS	@ IND	vs. CHI	last at CON	@ MIN	last @ MIN	@ CHI
	10/19/12	10/19/12	9/1/14	8/30/14	9/1/14	9/23/09	9/23/09	9/25/09	9/10/17	9/25/09	9/19/15	10/11/12	10/17/12	10/6/15	9/1/14

## 2018 GAME-BY-GAME STATISTICS

PRESEASON																			
Opponent	Date	MIN	FGM	FGA	FG%	3PM	3PA	3P%	FTM	FTA	FT%	OR	DR	REB	AST	STL	BLK	TO	PF
vs. Dallas	5/7	11:05	2	6	.333	0	1	.000	0	0	-	0	2	2	4	0	1	2	2
vs. Los Angeles	5/8		NWT																4
REGULAR SEASON																			
at Chicago	5/20	17:59	0	4	0.000	0	2	0.000	0	0	0.000	0	3	3	1	0	1	0	3
vs. Minnesota	5/25	20:59	2	8	0.250	0	2	0.000	5	8	0.625	0	4	4	2	0	0	0	5
vs. Dallas	5/29	32:54	6	13	0.462	1	3	0.333	6	7	0.857	0	6	6	9	1	0	1	2
at Indiana	6/2	30:19	5	12	0.417	0	2	0.000	7	8	0.875	1	2	3	2	1	0	3	3
vs. Phoenix	6/5	24:12	1	5	0.200	0	1	0.000	0	0	0.000	0	1	1	3	0	0	1	4
vs. Connecticut	6/7	30:52	5	9	0.556	1	3	0.333	2	2	1.000	0	4	4	7	1	1	0	4
vs. Indiana	6/10	21:05	2	4	0.500	1	1	1.000	5	6	0.833	0	3	3	3	1	1	1	2



GUARD

# #1 SHAVONTE ZELLOUS

10TH SEASON | PITTSBURGH '09 | ORLANDO, FLA. | 5-10 | BORN AUG. 28, 1986

**CAREER TRANSACTIONS:** Selected by the Detroit Shock in the First Round of the 2009 WNBA Draft, 11th overall selection... Traded to the Indiana Fever in exchange for a 2011 second round pick on May 27, 2010... Signed as a free agent with the New York Liberty on Feb. 1, 2016.

**CAREER HIGHLIGHTS:**

- Named the WNBA's Most Improved Player in 2013.
- Was an Eastern Conference All-Star in 2013.
- WNBA All-Rookie Team in 2009.
- Won a WNBA Championship with the Indiana Fever in 2012, played in the WNBA Finals again in 2015.
- Has reached the WNBA Playoffs in each of her nine seasons as a pro.
- Scored a career-high 33 points against Tulsa on June 25, 2014.
- Averaged career-highs in rebounding (4.0 rpg) and assists (2.8 apg) during 2017 season in New York.
- Posted her 1st-career double-double with 14 points and a career-high 11 rebounds vs. Chicago on July 14, 2017.

**2017:** Started all 34 games for the Liberty. . . Appeared in all 34 games for the 3rd time in her career and started every game for the 1st time. . . Averaged 11.7 ppg along with career-highs in rebounding (4.0 rpg) and assists (2.8 apg). . . Her 11.7 ppg was the 3rd highest scoring tally in her career. . . Grabbed 6 rebounds against Washington in the WNBA Playoffs (9/10). . . Contributed on both sides of the court with 18 points and 5 rebounds. Also had 2 assists in a home win over Washington (8/25). . . Hit a season-high 3 3-pointers to finish with 19 points. In win over Los Angeles also managed 6 rebounds (8/13). . . Recorded her 4th 20-point game of the season, leading the Liberty in scoring while shooting 8-of-9 from the line. Netted 10 of her game-high 20 points in the 1st quarter in the win at Atlanta (8/11). . . Posted 16 points and 8 rebounds in win over Indiana. Also managed 2 assists and 2 steals (8/8). . . Collected 11 points and 6 rebounds in win over Indiana. Also dished out team-high 5 assists, 1 shy of her career-high (7/28). . . Scored 16 points, going a perfect 11-of-11 from the free throw line. Also had 5 rebounds and 6 assists in Connecticut win (7/19). . . Posted a 25 +/- rating finishing with 11 points, 4 rebounds, and 4 assists. Also had 1 block in win over Washington (7/16). . . Recorded a career-high 11 rebounds to post the first double-double of her career with 14 points. Also dished out 3 assists and had a season-high 3 steals (7/14). . . Pulled down a career-high with 9 rebounds. Finished with 7 points against Atlanta (7/2). . . Led all scorers with 17 points. Finished with 7 rebounds and 2 assists against Washington (6/29). . . Scored in double figures for the 7th consecutive game. Finished with 18 points, including a season-high pair of 3-pointers against Connecticut (6/23). . . Led the team with a season-high 28 points, including a 15-foot jumper with .6 seconds to force overtime at Dallas; marked Zellous' 6th straight game in double figures, most consecutive since 2014. Also had 8 rebounds and a season-high 6 assists (6/16). . . Scored in double figures for the 5th time this season, finishing with 16 points, also had 2 rebounds and 2 assists against Connecticut (6/14). . . Finished with 16 points, including a key late 3-point shot, to score in double figures for a 4th-straight game, and had 2 rebounds and 2 assists in win over Seattle (6/11). . . Third-straight game scoring in double figures, finishing with 12 points in a win over Atlanta (6/7). . . Registered back-to-back 20-point games for the 1st time in her career, scoring 21 points against Phoenix, also dishing out a season-high 5 assists for the 2nd time this season, with 3 rebounds (6/4). . . Set a new season-high with 27 points, it was her 1st 20-point game as a member of the Liberty, also set a career-high with 8 rebounds in win over Dallas (6/2). . . Pulled down 7 rebounds for the 8th time in her career, also set a season-high with 5 assists and scored 4 points against the Sparks (5/30). . . In home opener against the San Antonio Stars scored 10 points, 6 of which came from the foul line, also had 4 assists and 1 rebound (5/13).

**PERSONAL:** The daughter of Tangelia Allen, she has one younger brother... She graduated prior to her senior season at Pittsburgh with a bachelor of science degree in administration of justice and pursued a second degree while completing her eligibility.

# GAME #6 vs. Connecticut

WOMEN'S NATIONAL BASKETBALL ASSOCIATION										OFFICIAL SCORER'S REPORT FINAL BOX									
Thursday, June 7, 2018 Westchester County Center, White Plains, NY										Game Duration: 1:57									
Officials: #23 Jeff Wooten, #9 Tim Greene, #75 Jenna Schroeder										Attendance: 1571									
VISITOR: Connecticut Sun (0-1)																			
POS	MIN	FG	FGA	3P	3PA	FT	FTA	OR	DR	TOT	A	PF	ST	TO	BS	+/-	PTS		
18 Chiny Ogumaka	F	30:40	5	10	1	1	3	4	3	8	0	4	2	2	1	10	18		
20 Alyssa Thomas	F	29:43	4	14	0	0	3	7	1	8	0	4	5	0	1	11	11		
36 Jonquel Jones	C	38:37	3	12	0	0	3	4	7	2	8	3	2	0	2	-4	9		
5 Jasmine Thomas	G	30:41	7	10	2	0	3	5	1	1	2	8	4	1	2	9	19		
10 Courtney Williams	G	30:55	4	11	0	2	0	0	4	5	8	3	2	1	0	1	9		
38 Morgan Tuck		04:42	1	1	0	0	0	0	0	0	0	0	0	0	0	-4	2		
40 Shekela Detochien		20:27	4	6	2	4	2	4	0	2	2	0	1	0	2	-4	12		
20 Alex Overley		09:20	2	7	1	4	0	0	0	0	0	1	1	1	0	1	5		
42 Brianna Jones		00:45	0	1	0	0	0	0	0	1	1	0	1	0	1	1	0		
1 Rachel Bernham		04:42	1	2	1	2	0	0	0	0	2	0	0	0	0	-1	3		
4 Leola Brown		04:12	1	2	1	1	0	0	0	0	1	0	0	0	0	0	3		
44 Breckin Lacey		DNP - Coach's decision																	
DNP - Coach's decision																			
200:00 38 68 8 20 14 34 10 54 40 28 21 6 0 3 2 88										48.2% 32% 88.5% TM REB: 12 TOT TO: 14 (18 PTS)									
HOME: NEW YORK LIBERTY (2-4)																			
POS	MIN	FG	FGA	3P	3PA	FT	FTA	OR	DR	TOT	A	PF	ST	TO	BS	+/-	PTS		
0 Marissa Coleman	F	28:50	5	12	1	5	0	2	5	7	3	0	1	2	0	7	11		
31 Tina Charles	F	37:10	9	19	0	0	6	7	1	8	0	5	1	0	3	0	24		
7 Kia Vaughn	C	17:50	3	5	0	0	2	3	1	3	4	3	2	1	2	0	9		
1 Shavonte Zellous	C	30:52	5	9	1	3	2	2	0	4	4	7	4	1	0	1	19		
8 Bria Hartley	G	28:43	3	4	2	3	1	2	2	1	3	5	3	0	1	1	9		
5 Kia Nurse		28:14	4	9	3	5	0	0	0	2	2	0	3	0	0	-4	11		
15 Brittany Boyd		11:17	0	3	0	1	3	4	0	2	3	1	2	0	1	-6	3		
17 Amanda Zahui B		11:21	3	8	0	2	1	1	0	0	0	2	0	1	0	-10	7		
9 Rebecca Allen		08:11	0	1	0	1	0	0	0	0	0	1	2	0	1	1	0		
14 Sugar Rodgers		08:13	0	0	0	0	0	0	0	0	0	2	0	2	0	1	-5		
10 Epiphanny Prince		DND - Injury/Illness - Concussion																	
41 Kiah Stokes		DND - Injury/Illness - Sore Left Foot																	
200:00 32 68 7 25 15 10 5 28 35 20 21 5 11 0 4 88										46.4% 32% 76.9% TM REB: 12 TOT TO: 14 (18 PTS)									
SCORE BY PERIOD 1 2 3 4 FINAL										LIBERTY 25 28 27 28 88									
Inactive: Mercury -										Points in the Paint: Sun 40 (20/20), LIBERTY 36 (19/17) Biggest Lead: Sun 4, LIBERTY 35									
Inactive: Liberty -										2nd Chance Points: Mercury 5 (2/3), LIBERTY 16 (7/19) Lead Changes: 17									
Points in the Paint: Sun 40 (20/20), LIBERTY 36 (19/17) Biggest Lead: Sun 4, LIBERTY 35										Fast Break Points: Sun 4 (0/4), LIBERTY 3 (1/4) Times Tied: 1									
2nd Chance Points: Mercury 5 (2/3), LIBERTY 16 (7/19)										Technical fouls - Individual									
Fast Break Points: Sun 4 (0/4), LIBERTY 3 (1/4)										Mercury (1): Taurasi 6:05 2nd									
Points in the Paint: Sun 40 (20/20), LIBERTY 36 (19/17) Biggest Lead: Sun 4, LIBERTY 35										LIBERTY (1): Charles 7:43 4th									
2nd Chance Points: Mercury 5 (2/3), LIBERTY 16 (7/19)										Technical fouls - Defensive Three Seconds									
Fast Break Points: Sun 4 (0/4), LIBERTY 3 (1/4)										Mercury (0): NONE									
Points in the Paint: Sun 40 (20/20), LIBERTY 36 (19/17) Biggest Lead: Sun 4, LIBERTY 35										LIBERTY (1): Allen 9:29 2nd									
2nd Chance Points: Mercury 5 (2/3), LIBERTY 16 (7/19)																			
Fast Break Points: Sun 4 (0/4), LIBERTY 3 (1/4)																			

Copyright (c) 2018 NBA Properties, INC. All Rights Reserved

# GAME #4 vs. Indiana

WOMEN'S NATIONAL BASKETBALL ASSOCIATION										OFFICIAL SCORER'S REPORT FINAL BOX																							
Tuesday, June 5, 2018 Madison Square Garden, New York, NY Officials: #53 Jeff Smith, #34 Maj Forsberg, #45 Tom Mauer										Game Duration: 1:55 Attendance: 7215																							
VISITOR: Phoenix Mercury (5-3)																																	
	POS	MIN	FG	FGA	3P	3PA	FT	FTA	OR	DR	TOT	A	PF	ST	TO	BS	+/-	PTS															
24 DeWanna Bonner	F	33:25	5	10	3	6	5	6	0	3	3	3	1	2	2	0	18	18															
31 Sancho Lyttle	F	31:03	3	6	0	0	0	0	0	5	3	0	3	0	1	11	6	6															
42 Brittney Griner	C	37:20	12	17	2	1	2	4	1	6	4	0	2	1	2	3	7	26															
3 Diana Taurasi	G	34:32	5	14	1	9	10	10	0	3	3	8	2	1	3	0	16	21															
12 Briann January	G	30:44	0	1	0	1	0	0	1	1	2	4	0	3	0	2	0	0															
20 Camille Little		10:52	0	2	0	0	1	2	0	1	1	1	3	0	1	0	-5	1															
8 Stephanie Talbot		03:28	0	0	0	0	0	0	0	0	0	0	0	0	0	0	-9	0															
5 Leilani Mitchell		15:13	3	5	2	4	0	0	0	1	1	2	0	1	0	0	-2	8															
21 Marie Guehlich		00:45	0	0	0	0	0	0	0	0	0	0	0	0	0	0	-1	0															
6 Yvonne Turner		02:38	0	1	0	1	0	0	0	0	0	0	1	0	0	0	1	0															
0 Angel Robinson		DNP - Coach's decision																															
200:00										28	56	7	23	17	19	3	18	21	9	8	11	4	6	80									
50%										30.4%										89.5%										TM REB: 8		TOT TO: 12 (11 PTS)	
HOME: NEW YORK LIBERTY (2-3)																																	
	POS	MIN	FG	FGA	3P	3PA	FT	FTA	OR	DR	TOT	A	PF	ST	TO	BS	+/-	PTS															
0 Marissa Coleman	F	21:25	3	5	2	4	0	0	3	2	5	2	1	0	0	0	-4	8															
31 Tina Charles	F	36:33	12	25	1	4	0	0	2	6	8	4	3	2	4	0	-3	25															
7 Kia Vaughn	C	19:54	1	5	0	0	0	0	1	4	5	0	3	1	0	0	-8	2															
1 Shavonte Zellous	G	24:12	1	5	0	1	0	0	1	1	3	4	0	1	0	0	2	2															
8 Bria Hartley	G	33:33	7	13	4	8	0	2	2	1	3	5	1	2	3	0	-2	18															
17 Amanda Zahui B		15:54	3	6	1	3	2	2	5	3	8	1	4	0	5	0	7	9															
5 Kia Nurse		22:58	2	7	0	4	1	3	0	3	0	3	2	1	0	0	-4	5															
9 Rebecca Allen		05:56	0	1	0	0	0	0	2	1	3	0	0	0	0	0	-7	0															
15 Brittany Boyd		04:02	1	3	0	0	0	0	1	0	1	0	0	0	1	0	-5	2															
14 Sugar Rodgers		15:33	1	5	1	4	0	0	0	2	2	2	2	1	2	0	-6	3															
10 Epiphany Prince		DNP - Injury/Illness - Concussion																															
41 Kiah Stokes		DNP - Injury/Illness - Left Foot																															
200:00										31	75	9	28	3	5	19	20	39	19	9	16	17	0	-6	74								
41.3%										32.1%										60%										TM REB: 8		TOT TO: 17 (18 PTS)	

**AM New York**

**May 24, 2018**

**Kia Nurse, Liberty rookie, can make immediate impact on defense**

**The Connecticut alumna will make her home debut Friday against the visiting Minnesota Lynx in Westchester.**

**By Jeff Weisinger**

In the one-game, second-round WNBA playoffs last year, Mystics guard Kristi Toliver dropped a game-high 32 points with a single-game record nine threes as Washington came back from behind to hand the New York Liberty their second-straight one-and-done in the postseason.

New head coach Katie Smith has emphasized defense with the Liberty this year and rookie guard Kia Nurse out of Connecticut is the one who's expected to bring that lockdown defense to the team in 2018.

"She knows how to play basketball," Smith said of the 10th overall pick Nurse from this year's WNBA Draft. "So, at the end of the day, she's just always going to give 100 percent and that's something you can really hang your hat on."

"My defense is still pretty solid. I'll take that," Nurse said. "But it's definitely a system that I think works well toward my strengths. I'm trying to do all those extra little things and then everything else just falls into place."

Nurse enters her rookie season with a lot of experience already behind her. She played for the storied UConn women's basketball program, where she was named the 2018 WBCA Defensive Player of the Year. She averaged 13.8 points, 3.5 rebounds and 2.8 assists along with total 44 steals during the 2017-18 season.

During the 2016 Summer Olympics, she averaged 11 points, including dropping 25 points against Serbia. The Olympic experience, along with her time at UConn, helped prepare her for the pros.

"I think it's helped in the confidence section of my life," Nurse said. "When you get to play in tournaments like the Olympics and play with older players from different teams I think it allows you to kind of come in here and understand, 'Hey, I've done this before. Have a confidence in yourself to put yourself out there, make mistakes and come out on top.'"

Nurse debuted in Sunday's 80-76 season-opening loss to the Chicago Sky, scoring 17 points in 29 minutes off the bench. She'll make her home debut for the Liberty on Friday against the Minnesota Lynx at the Westchester County Center in White Plains.

## Coaching Change to Smith Could Benefit Liberty This Season

By Lenn Robbins

What if the Oklahoma City Thunder hadn't traded Victor Oladipo to the Indiana Pacers? Would we be talking about a player who is a finalist for the NBA's Most Improved Player award?

The same dynamics can occur for an entire franchise. Sometimes change is good.

The New York Liberty achieved some great success under former coach Bill Laimbeer. He posted a 91-78 record from 2013-17, including the best record in the Eastern Conference the last three seasons.

But the team lost in the second round of the playoffs the last two seasons. As last season came down the stretch, it wasn't uncommon to hear players talk about the challenges playing for a coach such as Laimbeer, who is caustic and as subtle as a heavy metal guitar riff.

Laimbeer bolted the Liberty after the season to take the head coaching position with the now Las Vegas Aces.

Enter Katie Smith, one of Laimbeer's assistants and one of the greatest players in WNBA history.

When the Liberty tip off their season Sunday at the Chicago Sky, Smith will make her head coaching debut. Despite playing for Laimbeer and learning the fine points of coaching from the former Detroit Pistons' Bad Boy, Smith will bring a more even-keeled persona to the first chair.

[Watch the Liberty's Season Opener Sunday at 7 PM on MSG+ and MSG GO. Download the App for Free]

"I always thought of myself as someone who leads by example and not a great talker," Smith said with a laugh. "I believe showing up every day and being consistent. There's no better way to prepare than doing the work every day in practice."

Smith has several advantages going into her rookie coaching season:

1. In Tina Charles, the Queens' Bee, the Liberty has one of the elite players in the league. Charles made a conscious decision last season to become more of a leader and she was the leading voice in the locker room.
2. Smith has a veteran staff led by Herb Williams, Barbara Farris and Teresa Weatherspoon, the point guard whisperer. Last season, Weatherspoon helped Manhattan's Epiphanny Prince return to elite form after suffering a torn ACL in 2015. She'll work with Brittany Boyd, who tore her Achilles tendon in the second game of last season.
3. There is no shortage of experience on this team. Six of the top players have at least five seasons of WNBA experience. Smith doesn't have to spoon feed this group.

"I'm going to be anxious Sunday night, no question," Smith acknowledged. "I hope I keep all the plays in my head because my job is to put the players in the best position to succeed. But I have a great staff, I have one of the great leaders in the league in Tina Charles and we all have the same purpose."

"Hopefully once the ball goes up I'm not thinking as much as reacting to what I see. You rely on your intuition, just as you did as a player. You watch the game and make your decisions."

Smith was known as a relentless, tenacious player. She was inducted into the Naismith Basketball Hall of Fame at this year's Final Four. She was a seven-time WNBA All-Star, a two-time WNBA champion and a three-time Olympic gold medalist.

But the way she played, a drill sergeant with a basketball, will be how she expects the Liberty to compete this season.

"You talk about Katie and that fierce competitor that she is, I think we're going to mirror that," said first-year Liberty player Marissa Coleman, a WNBA veteran who gives the team another frontcourt option. "That's the one thing we're going to do."

"We have a ton of talent on this team but if we compete night in and night out we'll have a very successful season."

The question that Liberty fans want to know is this: What constitutes a successful season? The Liberty went 22-12 last season. Most franchises would take that in a heart

beat. Not the Liberty.

The franchise is yearning for its first-ever WNBA title. Laimbeer got them to the playoffs only to have the season end with home playoff losses.

"We always want to win a championship every year," said guard Bria Hartley of Long Island.

"The last couple of years didn't end the way we wanted it to so we want to make sure this season ends really well."

**Learn from the Leader: Katie Smith Talks About Becoming Liberty Head Coach**

**By Max Resatar**

There are two full courts at the New York Liberty's practice facility in Tarrytown, NY. Katie Smith, the Liberty's new head coach, stands between them on the sideline, watching her squad go through a 5-on-5-on-5 drill. The Liberty's roster has been split into two teams and a group of college-level men's players make up the other five. They go back-and-forth in a fast paced drill, trying to score three points. Get a bucket, stay and sprint to the other side to try and get another. The losers of the drill have to run baseline-to-baseline.

A few moments later Smith stands on the court with a big smile on her face and lines up the losers. She blows her whistle and darts out of the way of an incoming sprinter, looking over at her assistant coaches and laughing.

Then she kicks everyone off the court and goes through a shell drill, walking the Liberty through one of their offensive sets. Fourth-year forward Rebecca Allen raises her hand and asks Smith to detail the play again.

"[Smith is] teaching it," Liberty assistant coach Teresa Weatherspoon says. "There's a difference in coaching and teaching. There's a huge difference. It's about stopping and talking about the small details so the kids can understand the proper angle to set screens, the proper way to have your feet, the movement, the timing. She's teaching that."

Smith, 43, has already locked up a spot in the Naismith Hall of Fame because of what she did as a player—two-time WNBA champion, 2008 Finals MVP, three-time Olympic Gold Medalist, seven-time All-Star. Now she's just a few days away from her first season as a head coach.

"Being a player is way easier than a coach," Smith says. "The time, it just never ends. Honestly, most of my career, I didn't want to coach. I literally said it, all the way up until four years left. And then Bill [Laimbeer] was like, 'Hey, you want to coach?' And I didn't have anything lined up."

Smith played her last pro season with the Liberty in 2013 and then transitioned right to the bench. It was only a matter of time before she was given the reins in New York.

"I wouldn't say I expected it but I had a good feeling that it was going to be somebody that we were familiar with," Liberty guard Brittany Boyd says with a grin. "Katie's been here since I came in. I was excited, you know, to get to play for Katie. It's a good experience to have a new head coach for the first time."

Smith says that she's been calling around to her former coaches learn as much as possible in an effort to put Boyd and the rest of her players in the best position to win.

She says that Brian Agler and Cheryl Reeve have been key during the offseason to helping her in all aspects of coaching, from writing practice plans to effectively teaching technique.

"What's also been special about the game is not just the playing. It truly is the relationships," she says, standing underneath one of the baskets at the practice facility. Two of her former teammates, Shavonte Zellous and Marissa Coleman, are to her left. Weatherspoon, dribbling around the gym, has played against her and coached with her for well over 20 years. The recently retired Swin Cash was intensely watching today's practice. She played on Team USA and two WNBA teams with Smith.

Boyd says Smith, with all of her knowledge and years of playing, is already a good coach. "She explains things, she's breaking stuff down. But she's also holding us all accountable for our mistakes. It doesn't matter who you are. If you make a mistake, she's going to put you on the line and run. I think we're learning from that," the fourth-year guard says.

But Smith is also known for constantly joking around. Practices are always light, with lots of laughs. Smith and Weatherspoon have spent the last few seasons working with the Liberty's guards and forwards before games start. Those pregame warmup sessions regularly feature trash talk, smirking and mock games of one-on-one.

"If they see that with us, it trickles to them," Weatherspoon says. "We walk in, it's about having fun, they're going to have fun. It's important."

"I think that breeds an environment of excitement," Smith says. "Because it is work, but we're also playing a game. You just don't want them to get so worried. You want to go out there and play a little bit."

The Liberty are gearing up for a big season. They've been the three seed in the playoffs for the past two years and they've been bounced out early in each of those post-season runs. One-time WNBA MVP Tina Charles is still in her prime and Smith has veterans like Zellous, Coleman, Epiphanny Prince, Kia Vaughn and Sugar Rodgers to help Boyd, Bria Hartley, Kiah Stokes and the rest of NY's young players.

"You go home and start thinking about it at night," Smith says. "Maybe I should pull up some new plays. Like, how can I help them? Your brain is just never off."

Smith, with the weight of the franchise on her shoulders, walks to the far baseline after a moment, right past Weatherspoon, who's forever dribbling.

**AM New York**  
**May 16, 2018**

**New York Liberty unconcerned with playoff woes entering 2018 season**  
**By Jeff Weisinger**

Last year, the New York Liberty won over 20 games, finished first in the Eastern Conference and made the playoffs for the third straight season. But, even after winning 10 straight games to end the regular season, they went one-and-done in the playoffs, again, this time losing 82-68 to the Washington Mystics.

Now, with a new head coach and a new primary home arena, the Liberty are looking toward an Eastern Conference title and their first WNBA Finals appearance since 2002.

"I don't think we talk about [the playoffs] because we're trying to build up every day in creating an environment where it's competitive," said Katie Smith, the Liberty's first-year head coach. A two-time WNBA champion and 2018 Hall of Fame inductee, she was the team's associate head coach under Bill Laimbeer for the last four years.

"Hopefully practice becomes harder than games, and we're demanding more of them, and they're going after each other and competing so that we can execute."

The Liberty return a solid core from last year, led by top-scorer Tina Charles and supported by reigning Sixth Woman of the Year Sugar Rodgers and two-time All-Star Epiphanny Prince. The veteran center Charles, a Queens native, averaged 19.7 points (third in the WNBA) while also averaging 9.4 rebounds (fourth) in 2017. She was named first team All-WNBA and first-team All-Defense last year as well for the fifth and second time in her career, respectively.

Joining Charles in Smith's defensive-minded Liberty is guard Kia Nurse, the team's first-round pick out of Connecticut and the 2017-18 WBCA Defensive Player of the Year. Along with her lockdown defense, Nurse has solid range from the perimeter. She averaged 13.5 points as a senior at UConn while shooting 44 percent from beyond the arc. She led the Liberty in scoring (14.5 ppg) in their two preseason games last week.

"There's a lot of learning going on, a lot of different transitions," Nurse said after practice Wednesday. "I think for me, personally, I want to just succeed in whatever role the team needs me to do."

The Liberty open their season at Chicago against the Sky on Sunday. The May 25 home opener against the Minnesota Lynx tops off at their new home, the Westchester County Center in White Plains.

**New York Post**  
**May 16, 2018**

**New Liberty coach's no-nonsense shtick gives hope for redemption**  
**By Brian Lewis**

Rookie coaches don't often get handed teams as good as the Liberty roster Katie Smith is inheriting.

They also don't usually face the pressure of getting a seasoned squad over the hump, or of erasing years of bad playoff karma and postseason choke jobs.

That's what Smith stepped into when she replaced Bill Laimbeer (now with the Las Vegas Aces) as coach of New York's WNBA squad.

Fortunately, Smith — who was named to the Naismith Hall of Fame in March and is the all-time leading scorer in women's pro basketball — is used to challenges.

"So far so good," said Smith, who was a Liberty assistant coach since 2014. "I thank Bill all the time. He allowed us to have a voice even as assistants and to be able to do a lot, so a lot of things we do now are very similar. The decision-making and some of those things will be different but a lot of it's very comfortable: We're playing basketball. . . . I enjoy it. We have a good time. We work hard. But there's going to be discipline about execution.

"It's enjoying what we do every day but also competing at the highest level. . . . [Laimbeer's advice] was just be yourself, don't be different than who you are. Other than that, it's decision-making. You'll have to make tough calls, but hopefully we're prepared. And we're going to work hard. We'll make mistakes and have to get back after it, but that's OK. We're going to be doing it the best we can."

The Liberty have done just fine in the regular season, 66-36 over the past three campaigns. But after falling in the Eastern Conference finals in 2015, they got first-round byes the past two seasons only to get upset in their opener each time.

So what's going to make this year any different?

"[We have to] get some guts, some heart," guard Shavonte Zellous, who is beginning her third Liberty season, said. "We relax and lose focus a little bit. This year we have to continue to stay at our peak. . . . That's what's going to get us over this year. . . . Having Katie leading us, it's going to be right. Having the leadership of Katie makes it easier. Her being our assistant for so long and [taking] the head-coaching position just makes it more fun.

"We're more loose, we're having a lot of fun, we believe in each other. . . . We're not trying to go through that again, one-and-done."

First-round pick Kia Nurse adds perimeter versatility to a stout defense, and Tina Charles is the unquestioned star, tied for third in the WNBA general managers' survey for MVP. But Smith, a former guard herself, is bringing in more ball movement.

"We're open now. It's more free," Zellous said. "It's going to be fun to watch. It's not going to be just stand and pass it in to Tina and watch Tina work. It's everybody getting involved, whether Tina gets it we're doing a lot of movement now. It's going to be fun to watch."

Smith is a stickler for details and discipline, obvious from watching Wednesday's media-day practice in Tarrytown, when she sometimes cut play off to correct mistakes.

"She is no nonsense at all," Kiah Stokes said. "If there's too many turnovers in a row, on the line; if people aren't talking on defense, on the line. It doesn't matter if it's starting five, last person off the bench, anybody, it doesn't matter who you are, she's going to hold you accountable and make sure you hold yourself accountable.

"Especially with Katie [as] head coach there's a new sense of 'all right, we're going to get things right, work hard, restart.' We've lost in the same place the last three years so we're sick of that. We want to go to the next level."