



NEW YORK LIBERTY

2018 NEW YORK LIBERTY GAME NOTES

Liberty statistics
presented by
SAP



MEDIA CONTACT: Ajah Hawley- Alexander | ajah.hawley-alexander@msg.com | (212) 485-7116 | @nyliberty | #ShowUp

2018 SCHEDULE/RESULTS

MAY

PRESEASON

| | | | |
|----------------|--|----------|-----|
| Monday, May 7 | vs. Dallas Wings (at Mohegan Sun Arena) | L, 76-69 | 0-1 |
| Tuesday, May 8 | vs. Los Angeles Sparks (at Mohegan Sun Arena) | W, 81-75 | 1-1 |

REGULAR SEASON

| | | | |
|-----------------|-------------|----------|-----|
| Sunday, May 20 | Chicago Sky | L, 80-76 | 0-1 |
| Friday, May 25 | MINNESOTA | L, 76-72 | 0-2 |
| Tuesday, May 29 | DALLAS | W, 94-89 | 1-2 |

JUNE

| | | | |
|--------------------|-----------------------|----------|-----|
| Saturday, June 2 | at Indiana | W, 87-81 | 2-2 |
| Tuesday, June 5 | PHOENIX | L, 80-74 | 2-3 |
| Thursday, June 7 | CONNECTICUT | L, 88-86 | 2-4 |
| Sunday, June 10 | INDIANA | 3:00 PM | |
| Wednesday, June 13 | LAS VEGAS | 7:00 PM | |
| Saturday, June 16 | at Minnesota | 8:00 PM | |
| Tuesday, June 19 | ATLANTA | 7:00 PM | |
| Friday, June 22 | at Las Vegas (ESPN 2) | 10:00 PM | |
| Sunday, June 24 | at Los Angeles | 5:00 PM | |
| Tuesday, June 26 | PHOENIX | 7:00 PM | |
| Thursday, June 28 | at Washington | 7:00 PM | |
| Friday, June 29 | CHICAGO | 7:30 PM | |

JULY

| | | | |
|--------------------|-----------------------|----------|--|
| Sunday, July 1 | at Chicago | 6:00 PM | |
| Tuesday, July 3 | SEATTLE | 7:00 PM | |
| Thursday, July 5 | at Washington | 7:00 PM | |
| Sunday, July 8 | DALLAS | 3:00 PM | |
| Wednesday, July 11 | at Connecticut | 11:30 AM | |
| Sunday, July 15 | CHICAGO | 3:00 PM | |
| Tuesday, July 17 | at Dallas | 1:00 PM | |
| Thursday, July 19 | at Atlanta | 7:00 PM | |
| Saturday, July 21 | WASHINGTON | 3:00 PM | |
| Tuesday, July 24 | at Minnesota (ESPN 2) | 8:00 PM | |

AUGUST

| | | | |
|--------------------|----------------|----------|--|
| Wednesday, Aug. 1 | at Connecticut | 7:00 PM | |
| Saturday, Aug. 4 | INDIANA | 3:00 PM | |
| Monday, Aug. 6 | SEATTLE | 11:00 AM | |
| Wednesday, Aug. 8 | LOS ANGELES | 7:00 PM | |
| Sunday, Aug. 12 | ATLANTA | 2:30 PM | |
| Tuesday, Aug. 14 | at Los Angeles | 10:30 PM | |
| Wednesday, Aug. 15 | at Las Vegas | 10:00 PM | |
| Friday, Aug. 17 | at Seattle | 10:00 PM | |
| Sunday, Aug. 19 | at Phoenix | 6:00 PM | |

GAME 7: NEW YORK LIBERTY VS. INDIANA FEVER



NEW YORK LIBERTY (2-4)

VS.

INDIANA FEVER (0-7)

Sunday, June 10 • 3:00 PM (EST)
White Plains, NY (Westchester County Center)
Watch: League Pass, MSG



TALE OF THE TAPE

| | PPG | OPP. PPG | FG% | OPP FG% | 3PT% | OPP 3PT% | FT% | RPG | APG | SPG | TO | BLK |
|----------|------|----------|------|---------|------|----------|------|------|------|------|------|------|
| NEW YORK | 81.5 | 82.7 | .421 | .434 | .294 | .338 | .817 | 36.0 | 18.2 | 6.33 | 13.3 | 3.17 |
| INDIANA | 76.3 | 86.6 | .406 | .466 | .309 | .317 | .766 | 33.0 | 15.7 | 5.71 | 12.4 | 2.86 |

NEW YORK LIBERTY PROBABLE STARTERS

| NO. | NAME | POS. | HT. | PPG | RPG | APG | MPG | College |
|-----|------------------|------|------|------|-----|-----|-----|--|
| 0 | Marissa Coleman | G/F | 6-1 | 8.2 | 3.8 | 2.0 | 26 | Maryland <i>7 rebounds against Connecticut (6/7) marked season-high, 11 points marked second-time in double figures</i> |
| 1 | Shavonte Zellous | G | 5-10 | 10.0 | 3.5 | 4.0 | 26 | Pittsburgh <i>Has started 40-straight regular season games for the Liberty; 1 of 3 players to avg double-figures (points)</i> |
| 7 | Kia Vaughn | C | 6-4 | 3.0 | 3.0 | 0.8 | 15 | Rutgers <i>Recorded a season-high 8 points against Connecticut (6/7)</i> |
| 8 | Bria Hartley | G | 5-8 | 8.8 | 2.7 | 4.8 | 29 | Connecticut <i>Over the last two games, is shooting .545 from three (6-of-11)</i> |
| 31 | Tina Charles | F | 6-4 | 23.8 | 8.8 | 2.7 | 35 | Connecticut <i>After not getting to the line vs. Phoenix (6/5), made six FTs, a season-high, against Connecticut (6/7)</i> |

LIBERTY HISTORY VS. INDIANA

| | |
|----------------------------------|-------|
| All-Time Record..... | 28-41 |
| Home | 17-17 |
| Away | 11-24 |
| Overtime | 5-3 |
| Postseason | 6-8 |
| Last 10 Games vs Indiana | 6-4 |
| Current Streak vs. Indiana | W4 |

RECENT MATCHUPS

2017 RESULTS VS. INDIANA (3-0)

| | |
|---------------|-------------------------|
| 7/28/17 | at Indiana... W, 85-84 |
| 8/8/17 | at New York... W, 81-76 |
| 8/23/17 | at Indiana... W, 71-50 |

2018 SCHEDULE

| | |
|---------------|------------------------|
| 6/2/18 | at Indiana... W, 87-81 |
| 6/10/18 | at New York... 3:00 PM |
| 8/4/18 | at New York... 3:00 PM |

QUICK HITS

Tina Charles leads the league in scoring with 23.8 ppg (as of 6/8).

Charles' 8.8 rpg are good for fourth in the league, and the forward has notched a double-double in half of her games this season.

Kia Nurse's 15.3 ppg ranks 18th in the league and third among rookies

Nurse is shooting 96.3% from the charity stripe, the third best mark in the league (as of 6/8).

Bria Hartley is fifth in the league with 4.8 assists per game (as of 6/8).

New York is the best in the league at offensive rebounding, bringing down 10.5 per game (as of 6/8).

The Liberty and the Fever are two of the best teams in the league at protecting the ball. Indiana averages 12.4 turnovers a contest, while New York averages 13.3 per game, the best and third-best marks in the WNBA.

Marissa Coleman spent the previous four seasons in a Fever uniform, two of them alongside Shavonte Zellous.

2018 NEW YORK LIBERTY ROSTER

ALPHABETICAL

| No. | Name | Pos | Ht. | Wt. | DOB | College/COUNTRY | Exp. |
|-----|------------------|-----|------|-----|------------|-----------------|------|
| 9 | Rebecca Allen | F/G | 6-2 | 164 | 11/06/1992 | Australia | 3 |
| 15 | Brittany Boyd | G | 5-9 | 156 | 06/11/1993 | California | 3 |
| 31 | Tina Charles | C | 6-4 | 186 | 12/05/1988 | Connecticut | 8 |
| 0 | Marissa Coleman | G | 6-1 | 160 | 01/04/1987 | Maryland | 8 |
| 8 | Bria Hartley | G | 5-8 | 148 | 09/30/1992 | Connecticut | 4 |
| 5 | Kia Nurse | G | 6-0 | 153 | 02/22/1996 | Connecticut | R |
| 10 | Epiphanny Prince | G | 5-9 | 179 | 01/11/1988 | Rutgers | 8 |
| 14 | Sugar Rodgers | G | 5-9 | 166 | 12/08/1989 | Georgetown | 5 |
| 41 | Kiah Stokes | C | 6-3 | 191 | 03/30/1993 | Connecticut | 3 |
| 7 | Kia Vaughn | C | 6-4 | 205 | 01/24/1987 | Rutgers | 9 |
| 17 | Amanda Zahui B. | C | 6-5 | 250 | 09/08/1993 | Minnesota | 3 |
| 1 | Shavonte Zellous | G | 5-10 | 188 | 08/28/1986 | Pittsburgh | 9 |

| | |
|---|---------------------|
| Head Coach | Katie Smith |
| Team President | Isiah Thomas |
| Assistant Coach | Herb Williams |
| Assistant Coach | Barbara Farris |
| Director of Player Development & Director of Franchise Development | Teresa Weatherspoon |
| Director of Franchise Development | Swin Cash |
| Head Athletic Trainer | Chantal Hart |
| Chief Med Off & VP, Player Care | Dr. Lisa Callahan |
| Team Physician | Dr. Jo A. Hannafin |
| Team Physician | Dr. Marci Goolsby |

NUMERICAL

| No. | Name | Pos | Ht. | Wt. | DOB | College/COUNTRY | Exp. |
|-----|------------------|-----|------|-----|------------|-----------------|------|
| 0 | Marissa Coleman | G | 6-1 | 160 | 01/04/1987 | Maryland | 8 |
| 1 | Shavonte Zellous | G | 5-10 | 188 | 08/28/1986 | Pittsburgh | 8 |
| 5 | Kia Nurse | G | 6-0 | 153 | 02/22/1996 | Connecticut | R |
| 7 | Kia Vaughn | C | 6-4 | 205 | 01/24/1987 | Rutgers | 8 |
| 8 | Bria Hartley | G | 5-8 | 148 | 09/30/1992 | Connecticut | 3 |
| 9 | Rebecca Allen | F/G | 6-2 | 164 | 11/06/1992 | Australia | 2 |
| 10 | Epiphanny Prince | G | 5-9 | 178 | 01/11/1988 | Rutgers | 7 |
| 14 | Sugar Rodgers | G | 5-9 | 166 | 12/08/1989 | Georgetown | 4 |
| 15 | Brittany Boyd | G | 5-9 | 156 | 06/11/1993 | California | 2 |
| 17 | Amanda Zahui B. | C | 6-5 | 250 | 09/08/1993 | Minnesota | 2 |
| 31 | Tina Charles | C | 6-4 | 186 | 12/05/1988 | Connecticut | 7 |
| 41 | Kiah Stokes | C | 6-3 | 191 | 03/30/1993 | Connecticut | 2 |

HOW THE LIBERTY WAS BUILT

WNBA DRAFT

| | |
|---------------|--|
| Kia Nurse | 1st round pick in the 2018 WNBA Draft, 10th overall selection. |
| Brittany Boyd | 1st round pick in the 2015 WNBA Draft, 9th overall selection. |
| Kiah Stokes | 1st round pick in the 2015 WNBA Draft, 11th overall selection. |


SIGNINGS

| | |
|------------------|-----------------------------|
| Marissa Coleman | Signed on March 1, 2018. |
| Rebecca Allen | Signed on June 21, 2016. |
| Shavonte Zellous | Signed on February 1, 2016. |

TRADES

| | |
|------------------|---|
| Tina Charles | Acquired from Connecticut in exchange for Kelsey Bone, 2014 first round pick Alyssa Thomas and a 2015 first round draft pick. Connecticut sent its 2015 third round pick to New York. |
| Bria Hartley | Acquired from Washington along with Kia Vaughn in exchange for Carolyn Swords (to Seattle) |
| Sugar Rodgers | Acquired from Minnesota in exchange for the right to swap third round picks in 2015. |
| Epiphanny Prince | Acquired from Chicago in exchange for guard Cappie Pondexter in 2015. |
| Amanda Zahui B. | Acquired from Dallas in addition to a 2017 second round pick in exchange for a 2017 first round pick. |
| Kia Vaughn | Acquired from Washington along with Bria Hartley in exchange for Carolyn Swords (to Seattle) |

2018 NEW YORK LIBERTY SPOTTER'S CHART



#9 REBECCA ALLEN
GUARD /FORWARD
2ND SEASON



#15 BRITTANY BOYD
GUARD
4TH SEASON



#31 TINA CHARLEES
FORWARD
9TH SEASON



#0 MARISSA COLEMAN
GUARD
10TH SEASON



#8 BRIA HARTLEY
GUARD
5TH SEASON



#5 KIA NURSE
GUARD
1ST SEASON



#10 EPIHANNY PRINCE
GUARD
9TH SEASON



#14 SUGAR RODGERS
GUARD
6TH SEASON



#41 KIAH STOKES
CENTER
4TH SEASON



#7 KIA VAUGHN
CENTER
9TH SEASON




#17 AMANDA ZAHUI B
CENTER
4TH SEASON



#1 SHAVONTE ZELLOOUS
GUARD
9TH SEASON



KATIE SMITH
HEAD COACH
1ST SEASON



HERB WILLIAMS
ASSISTANT COACH
4TH SEASON



BARBARA FARRIS
ASSISTANT COACH
1ST SEASON



TERESA WEATHERSPOON
DIR. PLAYER DEVELOPMENT
3RD SEASON



HEAD COACH

KATIE SMITH

1ST SEASON (1ST OVERALL) | 2-2 (2-2 IN NEW YORK) | OHIO STATE '96

1ST SEASON (1ST WITH NEW YORK) • OHIO STATE '96

2-4 (.333) OVERALL RECORD | 2-4 (.333) WITH NEW YORK | 0-0 (.000) PLAYOFFS

Katie Smith enters her fourth season as a member of the New York Liberty coaching staff, having been promoted to associate head coach for the 2016 season, after serving two years as an assistant coach. Since Smith joined the coaching staff, the Liberty has posted an overall record of 59-43 (.578), posting back-to-back 20-win seasons and WNBA Playoffs berths in 2015 and 2016.

Smith spent the 2013 season – her final in the WNBA – with the Liberty, reuniting with Bill Laimbeer who she won two titles with as a member of the Detroit Shock (now Dallas). She retired after the 2013 campaign, finishing her 17-year playing career as the all-time leading scorer in women's professional basketball and second in WNBA history, scoring 7,885-career points as a professional and 6,452 in the WNBA.

A 15-year veteran of the WNBA, Smith was a seven-time All-Star and two-time First Team All-WNBA selection. She won WNBA Championships in 2006 and 2008 with the Shock, and in 2011 was voted one of the Top 15 Players in WNBA history. She ranks first in the WNBA in both three-point field goals made (906) and attempted (2,466), second in career points (6,452), fourth in free throws made (1,440) and 10th in all-time assists (1,258).

Smith is the all-time leading scorer in the history of U.S. women's professional basketball (ABL & WNBA) with 7,885 career points. Smith signed with the WNBA in 1999, joining Minnesota after a two-year stint in the ABL. In 2006, she became the only player to win a championship with both the ABL and WNBA, which was the same year she became the first player to win a WNBA All-Star game as a member of both the Eastern and Western Conference teams. During the WNBA's 20th season in 2016, Smith was voted as one of the top-20 best and most influential players in league history.

Her success also extended to the international level, having won three Olympic Gold Medals in 2000, 2004 and 2008, and the World Championships in 1998 and 2002.

Smith spent several seasons on the women's basketball staff at her alma mater Ohio State University. As a student-athlete for the Buckeyes, Smith helped guide her team to the NCAA championship game as a freshman, and went on to break the Big Ten scoring record for points scored in a career in men's or women's basketball. On Jan. 21, 2001, Ohio State honored her as the first female Buckeye athlete to have her number retired.

CAREER COACHING HIGHLIGHTS

- Earned first win against Dallas on May 29, 2018 by the score of 94-89.

CAREER PLAYING HIGHLIGHTS

- Played 15 seasons in the WNBA, retiring in 2013 after playing one year with the New York Liberty
- Retired as the all-time scoring leader in women's professional basketball history with 7,885-career points and ranked second in WNBA history with 6,452 points
- Two-time WNBA Champion (2006, 2008) winning twice with the Detroit Shock
- Voted as one of the top-15 players in WNBA history
- Voted as one of the top-20 best and most influential players in WNBA history in 2016
- Seven-time WNBA All-Star
- Three-time Olympic Gold Medalist (2000, 2004, 2008)

SMITH'S CAREER COACHING RECORD

| Season | Team | Record | Postseason Finish |
|--------|------------------|--------------------------|-------------------|
| 2018 | New York Liberty | 2-4 (.333) 2-4 (.333) | |

2017 LIBERTY COACHING STAFF




ASSISTANT COACH
HERB WILLIAMS
4TH SEASON



ASSISTANT COACH
BARBARA FARRIS
1ST SEASON



DIR. PLAYER DEVELOPMENT
TERESA WEATHERSPOON
4TH SEASON



HEAD ATHLETIC TRAINER
CHANTAL HART
1ST SEASON

2018 NEW YORK LIBERTY OVERALL STATISTICS (2-4)

| NO | PLAYER | GP-GS | MIN | FGM-FGA | FG% | 3-POINT | | FTM-FTA | FT% | ---REBOUNDS--- | | | AST | PF-DQ | STL | TO | BLK | PTS/AVG | | | | | | | | | | | | | | | |
|-------------------------------|------------|-------|---------|---------|-------|---------|-------|---------|-------|----------------|-----|----------|-----|-------|------|------|-----|----------|-----|------------------------------|------|--|--|--|--|--|--------------------------------|--|--|--|--|--|--|
| | | | | | | FGM-FGA | FG% | | | OFF | DEF | TOT | | | | | | | | | | | | | | | | | | | | | |
| 31 | Charles, T | 6-6 | 207:56 | 59-124 | 0.476 | 6-27 | 0.222 | 19-25 | 0.760 | 13 | 40 | 53/8.8 | 16 | 15-0 | 7 | 20 | 5 | 143/23.8 | | | | | | | | | | | | | | | |
| 5 | Nurse, K | 6-0 | 172:52 | 27-64 | 0.422 | 12-33 | 0.364 | 26-27 | 0.963 | 8 | 14 | 22/3.7 | 12 | 13-0 | 5 | 10 | 2 | 92/15.3 | | | | | | | | | | | | | | | |
| 1 | Zellous, S | 6-6 | 157:15 | 19-51 | 0.373 | 2-13 | 0.154 | 20-25 | 0.800 | 1 | 20 | 21/3.5 | 24 | 21-0 | 3 | 5 | 2 | 60/10.0 | | | | | | | | | | | | | | | |
| 8 | Hartley, B | 6-6 | 171:20 | 21-48 | 0.438 | 8-19 | 0.421 | 3-7 | 0.429 | 9 | 7 | 16/2.7 | 29 | 14-0 | 3 | 9 | 0 | 53/8.8 | | | | | | | | | | | | | | | |
| 0 | Coleman, M | 6-6 | 157:42 | 20-46 | 0.435 | 7-20 | 0.350 | 2-2 | 1.000 | 8 | 15 | 23/3.8 | 12 | 7-0 | 7 | 6 | 1 | 49/8.2 | | | | | | | | | | | | | | | |
| 17 | Zahui B, A | 6-0 | 74:33 | 14-32 | 0.438 | 2-10 | 0.200 | 7-8 | 0.875 | 9 | 13 | 22/3.7 | 4 | 11-0 | 2 | 11 | 2 | 37/6.2 | | | | | | | | | | | | | | | |
| 7 | Vaughn, K | 4-2 | 60:49 | 5-13 | 0.385 | 0-0 | 0.000 | 2-3 | 0.667 | 3 | 9 | 12/3.0 | 3 | 7-0 | 4 | 4 | 0 | 12/3.0 | | | | | | | | | | | | | | | |
| 14 | Rodgers, S | 3-1 | 45:43 | 3-12 | 0.250 | 3-9 | 0.333 | 0-0 | 0.000 | 1 | 7 | 8/2.7 | 4 | 10-1 | 3 | 3 | 0 | 9/3.0 | | | | | | | | | | | | | | | |
| 9 | Allen, R | 6-0 | 70:41 | 5-20 | 0.250 | 2-11 | 0.182 | 4-4 | 1.000 | 3 | 9 | 12/2.0 | 2 | 6-0 | 2 | 3 | 5 | 16/2.7 | | | | | | | | | | | | | | | |
| 41 | Stokes, K | 3-3 | 58:27 | 4-6 | 0.667 | 0-0 | 0.000 | 0-0 | 0.000 | 7 | 13 | 20/6.7 | 0 | 9-0 | 0 | 2 | 1 | 8/2.7 | | | | | | | | | | | | | | | |
| 2 | Russell, M | 2-0 | 32:24 | 1-3 | 0.333 | 0-0 | 0.000 | 3-4 | 0.750 | 0 | 3 | 3/1.5 | 2 | 2-0 | 2 | 1 | 1 | 5/2.5 | | | | | | | | | | | | | | | |
| 15 | Boyd, B | 2-0 | 15:19 | 1-6 | 0.167 | 0-1 | 0.000 | 3-4 | 0.750 | 1 | 3 | 4/2.0 | 1 | 2-0 | 0 | 2 | 0 | 5/2.5 | | | | | | | | | | | | | | | |
| Team | | | | | | | | | | | | 52 | | | | 4 | | | | | | | | | | | | | | | | | |
| New York Liberty | | 6-30 | 1225:00 | 179-425 | 0.421 | 42-143 | 0.294 | 89-109 | 0.817 | 63 | 153 | 268/44.7 | 109 | 117-1 | 38 | 80 | 19 | 489/81.5 | | | | | | | | | | | | | | | |
| Team | | | | | | | | | | | | 51 | | | | 7 | | | | | | | | | | | | | | | | | |
| OPPONENTS | | 6-30 | 1225:00 | 177-408 | 0.434 | 45-133 | 0.338 | 97-132 | 0.735 | 54 | 159 | 264/44.0 | 111 | 114-0 | 37 | 79 | 20 | 496/82.7 | | | | | | | | | | | | | | | |
| ----- SINGLE GAME HIGHS ----- | | | | | | | | | | | | | | | | | | | | ----- AVERAGE PER GAME ----- | | | | | | | ----- AVERAGE PER 48 MIN ----- | | | | | | |
| NO | PLAYER | MIN | REB | AST | STL | TO | BLK | PTS | MIN | REB | AST | STL | TO | BLK | PTS | REB | AST | STL | TO | BLK | PTS | | | | | | | | | | | | |
| 31 | Charles, T | 37:23 | 12 | 5 | 3 | 6 | 3 | 34 | 34:39 | 8.8 | 2.7 | 1.2 | 3.3 | 0.8 | 23.8 | 10.2 | 3.1 | 1.3 | 3.8 | 1.0 | 27.5 | | | | | | | | | | | | |
| 5 | Nurse, K | 40:25 | 9 | 4 | 2 | 4 | 1 | 34 | 28:48 | 3.7 | 2.0 | 0.8 | 1.7 | 0.3 | 15.3 | 5.1 | 2.8 | 1.2 | 2.3 | 0.5 | 21.3 | | | | | | | | | | | | |
| 1 | Zellous, S | 32:54 | 6 | 9 | 1 | 3 | 1 | 19 | 26:12 | 3.5 | 4.0 | 0.5 | 0.8 | 0.3 | 10.0 | 5.3 | 6.1 | 0.8 | 1.3 | 0.5 | 15.3 | | | | | | | | | | | | |
| 8 | Hartley, B | 33:33 | 5 | 6 | 2 | 3 | 0 | 18 | 28:33 | 2.7 | 4.8 | 0.5 | 1.5 | 0.0 | 8.8 | 3.7 | 6.8 | 0.7 | 2.1 | 0.0 | 12.4 | | | | | | | | | | | | |
| 0 | Coleman, M | 32:09 | 7 | 3 | 4 | 2 | 1 | 12 | 26:17 | 3.8 | 2.0 | 1.2 | 1.0 | 0.2 | 8.2 | 5.8 | 3.0 | 1.8 | 1.5 | 0.3 | 12.4 | | | | | | | | | | | | |
| 17 | Zahui B, A | 22:04 | 8 | 1 | 2 | 5 | 1 | 15 | 12:25 | 3.7 | 0.7 | 0.3 | 1.8 | 0.3 | 6.2 | 11.8 | 2.1 | 1.1 | 5.9 | 1.1 | 19.9 | | | | | | | | | | | | |
| 7 | Vaughn, K | 19:54 | 5 | 3 | 2 | 2 | 0 | 8 | 15:12 | 3.0 | 0.8 | 1.0 | 1.0 | 0.0 | 3.0 | 7.9 | 2.0 | 2.6 | 2.6 | 0.0 | 7.9 | | | | | | | | | | | | |
| 14 | Rodgers, S | 26:57 | 6 | 2 | 2 | 2 | 0 | 6 | 15:14 | 2.7 | 1.3 | 1.0 | 1.0 | 0.0 | 3.0 | 7.0 | 3.5 | 2.6 | 2.6 | 0.0 | 7.9 | | | | | | | | | | | | |
| 9 | Allen, R | 20:20 | 3 | 1 | 1 | 1 | 2 | 9 | 11:46 | 2.0 | 0.3 | 0.3 | 0.5 | 0.8 | 2.7 | 6.8 | 1.1 | 1.1 | 1.7 | 2.8 | 9.1 | | | | | | | | | | | | |
| 41 | Stokes, K | 25:46 | 12 | 0 | 0 | 2 | 1 | 4 | 19:29 | 6.7 | 0.0 | 0.0 | 0.7 | 0.3 | 2.7 | 13.7 | 0.0 | 0.0 | 1.4 | 0.7 | 5.5 | | | | | | | | | | | | |
| 2 | Russell, M | 18:47 | 2 | 2 | 2 | 1 | 1 | 3 | 16:12 | 1.5 | 1.0 | 1.0 | 0.5 | 0.5 | 2.5 | 3.7 | 2.5 | 2.5 | 1.2 | 1.2 | 6.2 | | | | | | | | | | | | |
| 15 | Boyd, B | 11:17 | 3 | 1 | 0 | 1 | 0 | 3 | 07:39 | 2.0 | 0.5 | 0.0 | 1.0 | 0.0 | 2.5 | 10.4 | 2.6 | 0.0 | 5.2 | 0.0 | 13.1 | | | | | | | | | | | | |

2018 INDIANA FEVER OVERALL STATISTICS (0-7)

| NO | PLAYER | GP-GS | MIN | FGM-FGA | FG% | 3-POINT | | FTM-FTA | FT% | ---REBOUNDS--- | | | AST | PF-DQ | STL | TO | BLK | PTS/AVG | | | | | | | | | | | |
|-------------------------------|-------------------|-------|---------|---------|-------|---------|-------|---------|-------|----------------|-----|----------|-----|-------|------|------|-----|----------|-----|------------------------------|------|--|--|--|--------------------------------|--|--|--|--|
| | | | | | | FGM-FGA | FG% | | | OFF | DEF | TOT | | | | | | | | | | | | | | | | | |
| 0 | Mitchell, K | 7-4 | 198:59 | 43-101 | 0.426 | 24-56 | 0.429 | 26-33 | 0.788 | 1 | 8 | 9/1.3 | 15 | 23-0 | 6 | 19 | 0 | 136/19.4 | | | | | | | | | | | |
| 4 | Dupree, C | 6-6 | 193:48 | 38-74 | 0.514 | 0-1 | 0.000 | 8-9 | 0.889 | 4 | 42 | 46/7.7 | 7 | 14-0 | 4 | 12 | 1 | 84/14.0 | | | | | | | | | | | |
| 3 | Mitchell, T | 7-7 | 192:04 | 24-69 | 0.348 | 4-13 | 0.308 | 12-17 | 0.706 | 7 | 15 | 22/3.1 | 16 | 15-0 | 9 | 6 | 3 | 64/9.1 | | | | | | | | | | | |
| 17 | Wheeler, E | 7-7 | 152:53 | 22-59 | 0.373 | 3-12 | 0.250 | 7-11 | 0.636 | 3 | 15 | 18/2.6 | 32 | 19-0 | 3 | 6 | 2 | 54/7.7 | | | | | | | | | | | |
| 11 | Achonwa, N | 7-7 | 138:04 | 17-33 | 0.515 | 0-0 | 0.000 | 20-26 | 0.769 | 20 | 24 | 44/6.3 | 10 | 18-1 | 4 | 8 | 2 | 54/7.7 | | | | | | | | | | | |
| 35 | Vivians, V | 7-0 | 131:02 | 13-36 | 0.361 | 8-26 | 0.308 | 2-2 | 1.000 | 3 | 14 | 17/2.4 | 9 | 7-0 | 3 | 3 | 2 | 36/5.1 | | | | | | | | | | | |
| 40 | Alexander, K | 6-0 | 75:31 | 10-16 | 0.625 | 0-0 | 0.000 | 6-7 | 0.857 | 3 | 17 | 20/3.3 | 2 | 4-0 | 0 | 9 | 4 | 26/4.3 | | | | | | | | | | | |
| 22 | McCall, E | 7-1 | 97:28 | 11-32 | 0.344 | 0-4 | 0.000 | 3-3 | 1.000 | 15 | 13 | 28/4.0 | 5 | 18-1 | 3 | 5 | 2 | 25/3.6 | | | | | | | | | | | |
| 23 | Mavunga, S | 6-0 | 57:25 | 8-12 | 0.667 | 0-0 | 0.000 | 4-4 | 1.000 | 2 | 7 | 9/1.5 | 1 | 12-0 | 3 | 3 | 1 | 20/3.3 | | | | | | | | | | | |
| 8 | Ben Abdelkader, H | 7-0 | 102:45 | 5-31 | 0.161 | 3-20 | 0.150 | 7-8 | 0.875 | 1 | 8 | 9/1.3 | 8 | 10-0 | 4 | 6 | 1 | 20/2.9 | | | | | | | | | | | |
| 1 | Gwathmey, J | 7-3 | 85:02 | 7-25 | 0.280 | 1-7 | 0.143 | 0-4 | 0.000 | 0 | 9 | 9/1.3 | 5 | 13-0 | 2 | 5 | 2 | 15/2.1 | | | | | | | | | | | |
| 42 | Johnson, S | 0-0 | 00:00 | 0-0 | 0.000 | 0-0 | 0.000 | 0-0 | 0.000 | 0 | 0 | 0/0.0 | 0 | 0-0 | 0 | 0 | 0 | 0/0.0 | | | | | | | | | | | |
| Team | | | | | | | | | | | | 52 | | | | 5 | | | | | | | | | | | | | |
| Indiana Fever | | 7-35 | 1425:00 | 198-488 | 0.406 | 43-139 | 0.309 | 95-124 | 0.766 | 59 | 172 | 283/40.4 | 110 | 153-2 | 41 | 87 | 20 | 534/76.3 | | | | | | | | | | | |
| Team | | | | | | | | | | | | 60 | | | | 2 | | | | | | | | | | | | | |
| OPPONENTS | | 7-35 | 1425:00 | 215-461 | 0.466 | 40-126 | 0.317 | 136-163 | 0.834 | 53 | 196 | 309/44.1 | 118 | 128-1 | 35 | 92 | 19 | 606/86.6 | | | | | | | | | | | |
| ----- SINGLE GAME HIGHS ----- | | | | | | | | | | | | | | | | | | | | ----- AVERAGE PER GAME ----- | | | | | ----- AVERAGE PER 48 MIN ----- | | | | |
| NO | PLAYER | MIN | REB | AST | STL | TO | BLK | PTS | MIN | REB | AST | STL | TO | BLK | PTS | REB | AST | STL | TO | BLK | PTS | | | | | | | | |
| 0 | Mitchell, K | 35:19 | 3 | 4 | 2 | 5 | 0 | 26 | 28:25 | 1.3 | 2.1 | 0.9 | 2.7 | 0.0 | 19.4 | 1.8 | 3.0 | 1.2 | 3.8 | 0.0 | 27.3 | | | | | | | | |
| 4 | Dupree, C | 40:13 | 10 | 3 | 3 | 3 | 1 | 21 | 32:18 | 7.7 | 1.2 | 0.7 | 2.0 | 0.2 | 14.0 | 9.5 | 1.4 | 0.8 | 2.5 | 0.2 | 17.3 | | | | | | | | |
| 3 | Mitchell, T | 33:22 | 7 | 7 | 2 | 2 | 2 | 14 | 27:26 | 3.1 | 2.3 | 1.3 | 0.9 | 0.4 | 9.1 | 4.6 | 3.3 | 1.9 | 1.2 | 0.6 | 13.3 | | | | | | | | |
| 17 | Wheeler, E | 31:23 | 4 | 9 | 2 | 3 | 1 | 14 | 21:50 | 2.6 | 4.6 | 0.4 | 0.9 | 0.3 | 7.7 | 4.7 | 8.4 | 0.8 | 1.6 | 0.5 | 14.1 | | | | | | | | |
| 11 | Achonwa, N | 24:42 | 12 | 3 | 2 | 3 | 1 | 21 | 19:43 | 6.3 | 1.4 | 0.6 | 1.1 | 0.3 | 7.7 | 12.7 | 2.9 | 1.2 | 2.3 | 0.6 | 15.6 | | | | | | | | |
| 35 | Vivians, V | 30:15 | 5 | 4 | 2 | 2 | 1 | 13 | 18:43 | 2.4 | 1.3 | 0.4 | 0.4 | 0.3 | 5.1 | 5.2 | 2.7 | 0.9 | 0.9 | 0.6 | 11.0 | | | | | | | | |
| 40 | Alexander, K | 17:20 | 4 | 1 | 0 | 3 | 1 | 7 | 12:35 | 3.3 | 0.3 | 0.0 | 1.5 | 0.7 | 4.3 | 10.6 | 1.1 | 0.0 | 4.8 | 2.1 | 13.8 | | | | | | | | |
| 22 | McCall, E | 32:16 | 11 | 2 | 1 | 3 | 1 | 9 | 13:55 | 4.0 | 0.7 | 0.4 | 0.7 | 0.3 | 3.6 | 11.5 | 2.1 | 1.2 | 2.1 | 0.8 | 10.3 | | | | | | | | |
| 23 | Mavunga, S | 18:22 | 4 | 1 | 2 | 1 | 1 | 10 | 09:34 | 1.5 | 0.2 | 0.5 | 0.5 | 0.2 | 3.3 | 6.3 | 0.7 | 2.1 | 2.1 | 0.7 | 13.9 | | | | | | | | |
| 8 | Ben Abdelkader, H | 23:55 | 3 | 3 | 1 | 2 | 1 | 6 | 14:40 | 1.3 | 1.1 | 0.6 | 0.9 | 0.1 | 2.9 | 3.5 | 3.1 | 1.6 | 2.3 | 0.4 | 7.8 | | | | | | | | |
| 1 | Gwathmey, J | 21:03 | 3 | 2 | 1 | 2 | 1 | 4 | 12:08 | 1.3 | 0.7 | 0.3 | 0.7 | 0.3 | 2.1 | 4.2 | 2.4 | 0.9 | 2.4 | 0.9 | 7.1 | | | | | | | | |
| 42 | Johnson, S | 00:00 | 0 | 0 | 0 | 0 | 0 | 0 | 00:00 | 0.0 | 0.0 | 0.0 | 0.0 | 0.0 | 0.0 | 0.0 | 0.0 | 0.0 | 0.0 | 0.0 | 0.0 | | | | | | | | |

INDIANA FEVER

QUICK FACTS

Arena (Capacity)..... Bankers Life Fieldhouse (9,210)
 Inaugural Season 2000
 All-Time Record 310-296 (.508)
 All-Time Playoff Record 32-31 (.508)
 WNBA Finals Appearances 3
 WNBA Championships 1
 2017 Playoffs None
 2017 Record 9-25 (6th East)
 2017 vs. Liberty 0-3
 Last 10 Games vs. Liberty 4-6
 Current Streak vs. Liberty L4

LIBERTY HISTORY VS. INDIANA

All-Time Record 28-41
 Home 17-17
 Away 11-24
 Overtime 5-3
 Postseason 6-8

Liberty

Most Points 102 at New York (3OT) (6/26/08)
 Fewest Points 44 at New York (8/8/06)
 Largest Victory 32 (91-59) at New York (6/3/16)
 Individual Points
 40 - Cappie Pondexter at New York (3OT) (6/26/08)

Fever

Most Points 98 at Indiana (9/1/16)
 Fewest Points 50 at Indiana (8/23/17)
 Largest Victory 33 (77-44) at New York (8/8/06)
 Individual Points 33 - Erika Wheeler at New York (8/8/17)

RECENT MATCHUPS

2017 RESULTS VS. INDIANA (3-0)

7/28/17 at Indiana W, 85-84
 8/8/17 at New York W, 81-76
 8/23/17 at Indiana W, 71-50

2018 SCHEDULE

6/2/18 at Indiana W, 87-81
 6/10/18 at New York 3:00 PM
 8/4/18 at New York 3:00 PM

2018 NEW YORK LIBERTY SERIES STATISTICS (1-0)

| NO | PLAYER | GP-GS | MIN | FGM-FGA | FG% | 3-POINT | | FTM-FTA | FT% | ---REBOUNDS--- | | | AST | PF-DQ | STL | TO | BLK | PTS/AVG |
|------------------|-------------|-------|--------|---------|-------|---------|-------|---------|-------|----------------|-----|---------|-----|-------|-----|----|-----|---------|
| | | | | | | FGM-FGA | FG% | | | OFF | DEF | TOT | | | | | | |
| 5 | Nurse, K | 1-0 | 40:25 | 8-16 | 0.500 | 3-8 | 0.375 | 15-16 | 0.938 | 3 | 6 | 9/9.0 | 4 | 2-0 | 2 | 4 | 1 | 34/34.0 |
| 31 | Charles, T | 1-1 | 36:39 | 9-22 | 0.409 | 0-4 | 0.000 | 5-5 | 1.000 | 2 | 8 | 10/10.0 | 2 | 4-0 | 0 | 4 | 2 | 23/23.0 |
| 1 | Zellous, S | 1-1 | 30:19 | 5-12 | 0.417 | 0-2 | 0.000 | 7-8 | 0.875 | 1 | 2 | 3/3.0 | 2 | 3-0 | 1 | 3 | 0 | 17/17.0 |
| 8 | Hartley, B | 1-1 | 30:46 | 3-6 | 0.500 | 0-1 | 0.000 | 1-1 | 1.000 | 3 | 2 | 5/5.0 | 4 | 1-0 | 0 | 3 | 0 | 7/7.0 |
| 0 | Coleman, M | 1-1 | 27:28 | 1-5 | 0.200 | 0-1 | 0.000 | 0-0 | 0.000 | 0 | 2 | 2/2.0 | 1 | 2-0 | 0 | 1 | 0 | 2/2.0 |
| 41 | Stokes, K | 1-1 | 25:46 | 1-2 | 0.500 | 0-0 | 0.000 | 0-0 | 0.000 | 3 | 9 | 12/12.0 | 0 | 5-0 | 0 | 2 | 0 | 2/2.0 |
| 9 | Allen, R | 1-0 | 16:11 | 0-4 | 0.000 | 0-3 | 0.000 | 2-2 | 1.000 | 0 | 2 | 2/2.0 | 0 | 0-0 | 1 | 0 | 1 | 2/2.0 |
| 7 | Vaughn, K | 1-0 | 09:05 | 0-0 | 0.000 | 0-0 | 0.000 | 0-0 | 0.000 | 0 | 1 | 1/1.0 | 0 | 0-0 | 0 | 1 | 0 | 0/0.0 |
| 17 | Zahui, B, A | 1-0 | 08:21 | 0-1 | 0.000 | 0-0 | 0.000 | 0-0 | 0.000 | 0 | 2 | 2/2.0 | 1 | 1-0 | 0 | 2 | 1 | 0/0.0 |
| Team | | | | | | | | | | | 13 | | | | | | | |
| New York Liberty | | 1-5 | 225:00 | 27-68 | 0.397 | 3-19 | 0.158 | 30-32 | 0.938 | 12 | 34 | 59/59.0 | 14 | 18-0 | 4 | 21 | 5 | 87/87.0 |
| Team | | | | | | | | | | | 5 | | | | | | | |
| OPPONENTS | | 1-5 | 225:00 | 31-79 | 0.392 | 7-23 | 0.304 | 12-18 | 0.667 | 10 | 23 | 38/38.0 | 17 | 28-0 | 6 | 10 | 1 | 81/81.0 |

2018 INDIANA FEVER SERIES STATISTICS (0-1)

| NO | PLAYER | GP-GS | MIN | FGM-FGA | FG% | 3-POINT | | FTM-FTA | FT% | ---REBOUNDS--- | | | AST | PF-DQ | STL | TO | BLK | PTS/AVG |
|---------------|-------------------|-------|--------|---------|-------|---------|-------|---------|-------|----------------|-----|---------|-----|-------|-----|----|-----|---------|
| | | | | | | FGM-FGA | FG% | | | OFF | DEF | TOT | | | | | | |
| 0 | Mitchell, K | 1-1 | 30:35 | 9-17 | 0.529 | 5-9 | 0.556 | 3-5 | 0.600 | 0 | 3 | 3/3.0 | 2 | 4-0 | 1 | 2 | 0 | 26/26.0 |
| 4 | Dupree, C | 1-1 | 40:13 | 8-18 | 0.444 | 0-1 | 0.000 | 0-1 | 0.000 | 1 | 7 | 8/8.0 | 1 | 5-0 | 0 | 1 | 0 | 16/16.0 |
| 17 | Wheeler, E | 1-1 | 31:23 | 4-12 | 0.333 | 1-3 | 0.333 | 5-6 | 0.833 | 1 | 3 | 4/4.0 | 7 | 5-0 | 0 | 0 | 0 | 14/14.0 |
| 3 | Mitchell, T | 1-1 | 31:46 | 5-9 | 0.556 | 0-0 | 0.000 | 0-0 | 0.000 | 0 | 4 | 4/4.0 | 3 | 4-0 | 2 | 1 | 0 | 10/10.0 |
| 11 | Achonwa, N | 1-1 | 21:04 | 2-4 | 0.500 | 0-0 | 0.000 | 4-6 | 0.667 | 2 | 3 | 5/5.0 | 2 | 0-0 | 1 | 1 | 0 | 8/8.0 |
| 8 | Ben Abdelkader, H | 1-0 | 05:33 | 1-4 | 0.250 | 1-3 | 0.333 | 0-0 | 0.000 | 0 | 0 | 0/0.0 | 1 | 1-0 | 0 | 1 | 0 | 3/3.0 |
| 35 | Vivians, V | 1-0 | 25:56 | 1-8 | 0.125 | 0-5 | 0.000 | 0-0 | 0.000 | 1 | 0 | 1/1.0 | 0 | 2-0 | 1 | 0 | 0 | 2/2.0 |
| 22 | McCall, E | 1-0 | 18:47 | 1-3 | 0.333 | 0-1 | 0.000 | 0-0 | 0.000 | 2 | 1 | 3/3.0 | 0 | 4-0 | 1 | 0 | 1 | 2/2.0 |
| 1 | Gwathmey, J | 1-0 | 09:47 | 0-2 | 0.000 | 0-1 | 0.000 | 0-0 | 0.000 | 0 | 1 | 1/1.0 | 0 | 2-0 | 0 | 0 | 0 | 0/0.0 |
| 40 | Alexander, K | 1-0 | 05:07 | 0-0 | 0.000 | 0-0 | 0.000 | 0-0 | 0.000 | 2 | 0 | 2/2.0 | 0 | 0-0 | 0 | 2 | 0 | 0/0.0 |
| 23 | Mavunga, S | 1-0 | 04:49 | 0-2 | 0.000 | 0-0 | 0.000 | 0-0 | 0.000 | 1 | 1 | 2/2.0 | 1 | 1-0 | 0 | 1 | 0 | 0/0.0 |
| Team | | | | | | | | | | | 5 | | | | | | | |
| Indiana Fever | | 1-5 | 225:00 | 31-79 | 0.392 | 7-23 | 0.304 | 12-18 | 0.667 | 10 | 23 | 38/38.0 | 17 | 28-0 | 6 | 10 | 1 | 81/81.0 |
| Team | | | | | | | | | | | 13 | | | | | | | |
| OPPONENTS | | 1-5 | 225:00 | 27-68 | 0.397 | 3-19 | 0.158 | 30-32 | 0.938 | 12 | 34 | 59/59.0 | 14 | 18-0 | 4 | 21 | 5 | 87/87.0 |

2018 NEW YORK LIBERTY REGULAR SEASON GAME-BY-GAME

| Date | Opponent | W/L | Team/Opp | Home | Road | Total | High Scoring | High Rebounds | High Assists | Opponent Scoring | Atten. |
|--------|-------------|-----|-----------|------|------|-------|--------------|-------------------------|--------------|------------------|--------|
| May 20 | at Chicago | L | 76- 80 | 0-0 | 0-1 | 0-1 | Charles-19 | Zahui B.-7 | Hartley-6 | Quigley-22 | 7,922 |
| May 25 | MINNESOTA | L | 72- 78 | 0-1 | 0-1 | 0-2 | Charles-18 | Charles-12 | Hartley-3 | Augustus-21 | 2,319 |
| May 29 | DALLAS | W | 94- 89 | 1-1 | 0-1 | 1-2 | Charles-34 | Charles-10 | Zellous-9 | Cabbage-28 | 1,516 |
| June 2 | at Indiana | W | 87-81(OT) | 1-1 | 1-1 | 2-2 | Nurse-34 | Stokes-12 | Nurse-4 | K. Mitchell-26 | 5,575 |
| June 5 | PHOENIX | L | 74-80 | 1-2 | 1-1 | 2-3 | Charles-25 | Zahui B.-8 Charles-8 | Hartley-5 | Griner-26 | 7,215 |
| June 6 | CONNECTICUT | L | 86- 88 | 1-3 | 1-1 | 2-4 | Charles-24 | Charles-9 | Zellous-7 | J. Thomas-19 | 1,581 |

2018 NEW YORK LIBERTY REGULAR SEASON GAME-BY-GAME TOTALS

| TEAM | DATE | MIN | FGM | FGA | FG% | 3PM | 3PA | 3P% | FTM | FTA | FT% | OR | DR | REB | AST | STL | BLK | TO | PF | PTS |
|-------------|--------|-----|-----|-----|-------|-----|-----|-------|-----|-----|-------|----|----|-----|-----|-----|-----|----|----|-----|
| at Chicago | May 20 | 200 | 26 | 72 | 0.361 | 9 | 25 | 0.360 | 15 | 19 | 0.789 | 8 | 22 | 30 | 18 | 10 | 4 | 8 | 18 | 76 |
| MINNESOTA | May 25 | 200 | 27 | 72 | 0.375 | 5 | 24 | 0.208 | 13 | 18 | 0.722 | 11 | 23 | 34 | 11 | 4 | 2 | 6 | 20 | 72 |
| DALLAS | May 29 | 200 | 36 | 69 | 0.522 | 9 | 22 | 0.409 | 13 | 16 | 0.812 | 7 | 25 | 32 | 22 | 11 | 3 | 14 | 21 | 94 |
| at Indiana | June 2 | 225 | 27 | 68 | 0.397 | 3 | 19 | 0.158 | 30 | 32 | 0.938 | 12 | 34 | 46 | 14 | 4 | 5 | 20 | 18 | 87 |
| PHOENIX | June 5 | 200 | 31 | 75 | 0.413 | 9 | 28 | 0.321 | 3 | 5 | 0.600 | 19 | 20 | 39 | 19 | 6 | 0 | 17 | 19 | 74 |
| CONNECTICUT | June 7 | 200 | 32 | 69 | 0.464 | 7 | 25 | 0.280 | 15 | 19 | 0.789 | 6 | 29 | 35 | 25 | 3 | 5 | 11 | 21 | 86 |

2018 OPPONENT REGULAR SEASON GAME-BY-GAME TOTALS

| TEAM | DATE | MIN | FGM | FGA | FG% | 3PM | 3PA | 3P% | FTM | FTA | FT% | OR | DR | REB | AST | STL | BLK | TO | PF | PTS |
|-------------|--------|-----|-----|-----|-------|-----|-----|-------|-----|-----|-------|----|----|-----|-----|-----|-----|----|----|-----|
| at Chicago | May 20 | 200 | 30 | 63 | 0.476 | 6 | 13 | 0.462 | 14 | 18 | 0.778 | 9 | 34 | 43 | 20 | 5 | 6 | 15 | 19 | 80 |
| MINNESOTA | May 25 | 200 | 27 | 69 | 0.391 | 4 | 18 | 0.222 | 20 | 25 | 0.800 | 10 | 34 | 44 | 13 | 4 | 2 | 9 | 17 | 78 |
| DALLAS | May 29 | 200 | 28 | 59 | 0.475 | 13 | 31 | 0.419 | 20 | 28 | 0.714 | 6 | 26 | 32 | 18 | 8 | 4 | 32 | 20 | 89 |
| at Indiana | June 2 | 225 | 31 | 79 | 0.392 | 7 | 23 | 0.304 | 12 | 18 | 0.667 | 10 | 23 | 33 | 17 | 6 | 1 | 9 | 28 | 81 |
| PHOENIX | June 5 | 200 | 28 | 56 | 0.500 | 7 | 23 | 0.304 | 17 | 19 | 0.895 | 3 | 18 | 21 | 21 | 8 | 4 | 11 | 9 | 80 |
| CONNECTICUT | June 7 | 200 | 33 | 82 | 0.402 | 8 | 25 | 0.320 | 14 | 24 | 0.583 | 16 | 24 | 40 | 22 | 6 | 3 | 9 | 21 | 88 |

2018 NEW YORK LIBERTY REGULAR SEASON MISCELLANEOUS GAME-BY-GAME

| Opponent | Date | W/L | Score | Ties | LC | Largest lead | | Paint | | 2nd Chance | | Fastbreak | | Off T0's | | Bench | |
|-------------|--------|-----|-------|------|----|--------------|-----|-------|-----|------------|-----|-----------|-----|----------|-----|-------|-----|
| | | | | | | NYL | Opp | NYL | Opp | NYL | OPP | NYL | OPP | NYL | OPP | NYL | OPP |
| at Chicago | May 20 | L | 80-75 | 7 | 8 | 5 | 8 | 28 | 34 | 14 | 8 | 9 | 8 | 15 | 16 | 35 | 34 |
| MINNESOTA | May 25 | L | 78-72 | 5 | 16 | 6 | 6 | 30 | 16 | 18 | 11 | 3 | 13 | 2 | 12 | 29 | 17 |
| DALLAS | May 29 | W | 94-89 | 3 | 3 | 5 | 17 | 28 | 38 | 6 | 10 | 12 | 8 | 10 | 23 | 20 | 13 |
| at Indiana | June 2 | W | 87-81 | 7 | 7 | 20 | 7 | 34 | 22 | 14 | 7 | 8 | 6 | 22 | 8 | 36 | 7 |
| PHOENIX | June 5 | L | 80-74 | 8 | 17 | 8 | 6 | 38 | 28 | 16 | 2 | 0 | 5 | 18 | 11 | 19 | 9 |
| CONNECTICUT | June 7 | L | 88-86 | 1 | 8 | 15 | 4 | 36 | 40 | 5 | 19 | 3 | 4 | 15 | 14 | 21 | 25 |

2018 NEW YORK LIBERTY REGULAR SEASON SCORE BY PERIOD

| Date | Team | W/L | NEW YORK LIBERTY | | | | | | | | OPPONENTS | | | | | | | |
|--------|-------------|-----|------------------|-----|----------|-----|-----|----------|----|-------|-----------|-----|----------|-----|-----|----------|----|-------|
| | | | 1st | 2nd | 1st Half | 3rd | 4th | 2nd Half | OT | Total | 1st | 2nd | 1st Half | 3rd | 4th | 2nd Half | OT | Total |
| May 20 | at Chicago | L | 22 | 18 | 40 | 11 | 24 | 35 | | 76 | 22 | 16 | 38 | 18 | 24 | 42 | | 80 |
| May 25 | MINNESOTA | L | 19 | 17 | 36 | 23 | 13 | 36 | | 72 | 21 | 20 | 41 | 14 | 23 | 37 | | 78 |
| May 29 | DALLAS | W | 14 | 23 | 37 | 22 | 35 | 57 | | 94 | 31 | 15 | 46 | 22 | 21 | 43 | | 89 |
| June 2 | at Indiana | W | 21 | 25 | 46 | 12 | 13 | 25 | 16 | 87 | 19 | 10 | 29 | 23 | 19 | 42 | 10 | 81 |
| June 5 | PHOENIX | L | 27 | 11 | 38 | 17 | 19 | 36 | | 74 | 21 | 22 | 43 | 14 | 23 | 37 | | 80 |
| June 7 | CONNECTICUT | L | 29 | 25 | 54 | 17 | 15 | 32 | | 86 | 18 | 23 | 41 | 27 | 20 | 47 | | 88 |

LEAGUE RANKINGS

| | STAT | RANK |
|-----------------------------|------|------|
| Points Per Game | 81.5 | 6 |
| Opponent Points Per Game | 82.7 | 5 |
| FG Percentage | .421 | 10 |
| Opponent FG Percentage | .434 | 9 |
| Free Throw Percentage | .817 | 3 |
| 3FG Percentage | .294 | 12 |
| Opponent 3FG Percentage | .338 | 6 |
| Offensive Rebounds Per Game | 10.5 | 1 |
| Defensive Rebounds Per Game | 25.5 | 7 |
| Rebounds Per Game | 36.0 | 5 |
| Assists Per Game | 18.2 | 5 |
| Steals Per Game | 6.3 | 8 |
| Turnovers Per Game | 13.3 | 10 |
| Blocks Per Game | 3.2 | 5 |

INDIVIDUAL LEAGUE LEADERS

| | | |
|-----------------------------|-------------|-------------|
| TINA CHARLES | STAT | RANK |
| Scoring Average | 23.8 | 1 |
| Offensive Rebounds Per Game | 2.2 | 6 |
| Defensive Rebounds Per Game | 6.7 | 8 |
| Rebounds Per Game | 8.8 | 4 |
| Minutes Per Game | 34.7 | 3 |
| Steals Per Game | 1.17 | 19 |

| | | |
|------------------------|-------------|-------------|
| MARISSA COLEMAN | STAT | RANK |
| Steals Per Game | 1.17 | 19 |

| | | |
|---------------------|-------------|-------------|
| BRIA HARTLEY | STAT | RANK |
| Assists Per Game | 4.8 | 5 |

| | | |
|------------------|-------------|-------------|
| KIA NURSE | STAT | RANK |
| Points Per Game | 15.3 | 18 |
| Minutes Per Game | 28.8 | 20 |

| | | |
|-------------------------|-------------|-------------|
| SHAVONTE ZELLOUS | STAT | RANK |
| Assists Per Game | 4.0 | 10 |

| | | |
|----------------------|-------------|-------------|
| REBECCA ALLEN | STAT | RANK |
| Blocks Per Game | 0.83 | 16 |

2018 WNBA STANDINGS

| LEAGUE OVERALL | W | L | PCT | GB | CONF | HOME | ROAD | L-10 | STREAK |
|-----------------------|---|---|-------|-----|------|------|------|------|--------|
| #1 Connecticut Sun | 6 | 1 | 0.857 | - | 4-1 | 3-0 | 3-1 | 6-1 | W 1 |
| #2 Seattle Storm | 6 | 2 | 0.750 | 0.5 | 4-2 | 3-1 | 3-1 | 6-2 | W 1 |
| #3 Los Angeles Sparks | 4 | 2 | 0.667 | 1.5 | 3-1 | 2-1 | 2-1 | 4-2 | L 1 |
| #4 Phoenix Mercury | 6 | 3 | 0.667 | 1 | 3-2 | 2-2 | 4-1 | 6-3 | W 4 |
| #5 Dallas Wings | 4 | 3 | 0.571 | 2 | 1-2 | 2-0 | 2-3 | 4-3 | W 2 |
| #6 Atlanta Dream | 4 | 3 | 0.571 | 2 | 2-0 | 2-2 | 2-1 | 4-3 | W 2 |
| #7 Washington Mystics | 5 | 4 | 0.556 | 2 | 2-1 | 3-2 | 2-2 | 5-4 | L 3 |
| #8 Chicago Sky | 3 | 4 | 0.429 | 3 | 2-2 | 2-2 | 1-2 | 3-4 | L 1 |
| #9 Minnesota Lynx | 3 | 5 | 0.375 | 3.5 | 1-3 | 1-2 | 2-3 | 3-5 | W 1 |
| #10 New York Liberty | 2 | 4 | 0.333 | 3.5 | 1-2 | 1-3 | 1-1 | 2-4 | L 2 |
| #11 Las Vegas Aces | 1 | 6 | 0.143 | 5 | 0-2 | 1-2 | 0-4 | 1-6 | L 2 |
| #12 Indiana Fever | 0 | 7 | 0.000 | 6 | 0-5 | 0-5 | 0-2 | 0-7 | L 7 |

LIBERTY 2018 SEASON HEADLINES

- New York finished with the best record in the WNBA Eastern Conference for the 3rd-straight season, going 22-12 overall, earning the No. 3 seed in the WNBA Playoffs.
- The Liberty posted three consecutive seasons with at least 20 victories.
- New York lost to Washington in the 2nd Round of the WNBA Playoffs, falling in a single-elimination game at The Garden 82-68.
- Tina Charles finished the season ranked 3rd in the WNBA in scoring, 4th in rebounding, and 6th in minutes (32.2 mpg). She was named 1st Team All-WNBA for a 3rd-straight season and named 1st Team WNBA All-Defensive for the 1st time in her career. Charles was named 1st Team All-WNBA for a 2nd-straight season, becoming the 1st Liberty player to earn the accolade in back-to-back seasons.
- Katie Smith became the 7th head coach in franchise history this year. Smith retired following the 2013 season in New York, and spent the last four years as an assistant coach with the Liberty, having been promoted to Associate Head Coach prior to the 2016 season.

KEY MATCHUP

The first matchup between these two teams was shaped by a battle between two rookies— New York's Kia Nurse scored a game-high 34, while Indiana's Kelsey Mitchell paced her team with 26. On the season, Mitchell's 19.4 points per game lead her team, while ranking eighth in the league and second among rookies. Nurse is second on the Liberty in scoring with 15.3 per contest, good for 18th in the league and third among first year players.

KEY STAT

The Liberty have had the Fever's numbers of late, winning their past four matchups dating back to last season. Tina Charles has played particularly well over that span, averaging 21.8 points per game.

AN MVP-CALIBER START

With every game, Tina Charles continues to add to her incredible start to the 2018 season. The forward scored 24 points in the loss to Connecticut, to go along with nine rebounds and five assists. She has yet to score less than 18 points in a game this season, and she's notched a double-double in half of her appearances.

PENCHANT FOR DRAMA

Thursday's game against Connecticut marked yet another nail-biting finish for the Liberty, who have seen every one of their matchups this season settled by single digits. Their four losses have been by a combined 15 points. The last matchup against Indiana required extra time to find a winner, one of just two overtime games in the WNBA this season.

A WELL-ROUNDED EFFORT

Despite the tough loss to Connecticut, the game saw positive performances from a variety of players. Charles, Nurse, Coleman, and Shavon-

LIBERTY FACTS & FIGURES - KEY NUMBERS

9

New York has netted nine threes as a team three times this season going 1-2 (Chicago (5/20), Dallas (5/29) and Phoenix (6/5)).

34

The Liberty have had two players-Tina Charles vs. Dallas (5/29) and Kia Nurse at Indiana (6/2)-finish with 34 points.

2

Kiah Stokes is two blocks away from tying second all-time in Liberty history and two rebounds short of tying ninth.

6

Bria Hartley has finished with six assists twice this season.

te Zellous all reached double figures, while Bria Hartley and Kia Vaughn weren't far behind with nine and eight points, respectively.

HELP FROM THE SECOND UNIT

Kia Nurse and her 15.3 points per game have spearheaded a solid bench attack for the Liberty this season. New York reserves have averaged 26.7 points per game, and the loss to Connecticut was the first time this season they've been outscored by an opponent's bench.

NEW YORK VS. CONNECTICUT RECAP (6/7)

LIBERTY LOSE A HEARTBREAKER TO SUN IN BUZZER-BEATING FASHION, 88-86

Despite 24 points from Tina Charles, Liberty can't hold on against the league-leading Sun

New York, NY – June 7, 2018 – A Marissa Coleman layup with 30 seconds left on the clock gave the New York Liberty an 85-84 lead over the Connecticut Sun, and a Bria Hartley free throw with 5.8 seconds remaining extended the lead to two. As the final buzzer sounded at the Westchester County Center, the Sun netted a miracle thanks to a four-point play from Shekinna Stricklen to round out the final, 88-86.

The Liberty (2-4) held a 13-point lead at halftime which included a 54-point outburst, but they mustered just 32 points after the break. The game marked yet another nail-biting finish for the Liberty who have seen each one of their matchups determined by single digits, combining for 15 points.

Despite another tough loss, head coach Katie Smith largely lauded her team's effort. "I love our squad, I like their mentality and that they battle when they are tired. They show up every day and are trying to do things we have asked them. But we just needed a little more."

Tina Charles continued her excellent start to the season, putting up a team-high 24 points to go along with nine rebounds and five assists. It was the fourth consecutive game with over 20 points for the league's leading scorer.

Charles commented on the loss. "We know this game should have been ours with the talent we have in the room, we know how much hard work Katie and the coaching staff has been putting in to prepare us for games. When we watch film, we know we are right there. We have to keep holding each other accountable and motivating one another."

A variety of other Liberty players helped the cause. Shavonte Zellous returned to double figures after a quiet two-point performance against Phoenix (6/5), finishing with 13 points along with seven assists. Coleman turned in a well-rounded game, notching 11 points, seven rebounds, three assists, while Kia Nurse chipped in 11 points off the bench.

After getting to the line just five times against Phoenix (6/5), the Liberty cashed in from the charity stripe in this one, hitting 15-of-19 attempts. Connecticut, meanwhile, shot just 50%, leaving 12 points at the line. However, the Sun attempted 13 more shots than the Liberty, due to an advantage in both offensive rebounds (16 to 6) and turnovers (9 to 11).

The Liberty have now dropped the first two of their four-game homestand. On Sunday, June 10th, they host the winless Indiana Fever in a rematch of their overtime thriller from last week. Tip-off is set for 3 p.m. (ET) at the Westchester County Center.

NEW YORK VS. PHOENIX RECAP (6/5)

CHARLES MOVES UP THE ALL-TIME SCORING LIST AS LIBERTY DROP A CLOSE ONE, 80-74

Tina Charles' 4,891 Career points now ranks 19th in WNBA history

New York, NY – June 5, 2018 – A Marissa Coleman three-point jumper with 3:23 remaining gave the New York Liberty a one-point edge over the Phoenix Mercury. However, the Mercury responded a minute later and never looked back, taking the game 80-74 at Madison Square Garden, Tuesday afternoon. Tina Charles provided 25 points for the Liberty in what was a historic game for her, and Bria Hartley chipped in 18.

It was a back-and-forth affair throughout, including 17 lead changes, as neither team could pull ahead. While New York (2-3) dominated on the glass to the tune of a 39-21 advantage, Phoenix (5-3) made the most of its looks, shooting 50 percent from the field. The Mercury also got to the line 19 times, hitting 17 of them, while the Liberty made just three out of five.

Head coach Katie Smith began. "It was a tough one. Lots of opportunities to win this game tonight; they made plays we didn't. Didn't get the stops when we needed to. Lots of fouls. Lots of little things I think over the whole game that obviously put us in that position and we couldn't quite get ourselves pulled away."

With a driving layup in the first quarter, Charles secured the 4876th point of her prolific career. She surpassed Hall-of-Famer and three-time MVP Sheryl Swoopes to move up to 19th on the WNBA all-time scoring list. The contest marked her third game in a row with at least 23 points, and she has yet to score less than 18 points this season. Charles, however, was more focused on the outcome than personal accolades.

Charles stated. "Everything that happens is in our control. Just executing at the end, locking down, play-ing defense and just the little things. We just hurt ourselves. We have a great team and great individuals in here [locker room] that can play. I think we proved that we can hang with anyone in this league. It's just executing down the stretch."

NEW YORK LIBERTY FRANCHISE ALL TIME LEADERS

POINTS SCORED

| | | |
|-----|---------------------|--------------|
| 1. | Vickie Johnson | 3,246 |
| 2. | Cappie Pondexter | 2,970 |
| 3. | Tina Charles | 2,672 |
| 4. | Becky Hammon | 2,367 |
| 5. | Crystal Robinson | 2,301 |
| 6. | Shameka Christon | 2,295 |
| 7. | Tari Phillips | 1,826 |
| 8. | Essence Carson | 1,790 |
| 9. | Janel McCarville | 1,448 |
| 10. | Tamika Whitmore | 1,394 |

SCORING AVERAGE

| | | |
|-----|---------------------|-------------|
| 1. | Tina Charles | 18.9 |
| 2. | Cappie Pondexter | 17.9 |
| 3. | Tari Phillips | 12.9 |
| 4. | Sophia Witherspoon | 12.1 |
| 5. | Shameka Christon | 11.6 |
| 6. | Vickie Johnson | 11.5 |
| 7. | Janel McCarville | 11.3 |
| 8. | Ann Wauters | 11.3 |
| 9. | Crystal Robinson | 10.7 |
| 10. | Plenette Pierson | 10.6 |

REBOUNDS

| | | |
|-----|---------------------|--------------|
| 1. | Tina Charles | 1,286 |
| 2. | Tari Phillips | 1,077 |
| 3. | Vickie Johnson | 1,053 |
| 4. | Sue Wicks | 788 |
| 5. | Teresa Weatherspoon | 750 |
| 6. | Cathrine Kraayeveld | 703 |
| 7. | Janel McCarville | 695 |
| 8. | Shameka Christon | 679 |
| 9. | Elena Baranova | 654 |
| 10. | Kiah Stokes | 652 |

BLOCKED SHOTS

| | | |
|-----|---------------------|------------|
| 1. | Sue Wicks | 155 |
| 2. | Elena Baranova | 147 |
| 3. | Kiah Stokes | 145 |
| 4. | Shameka Christon | 133 |
| 5. | Janel McCarville | 113 |
| 6. | Tina Charles | 107 |
| 7. | Tamika Whitmore | 98 |
| 8. | Plenette Pierson | 85 |
| 9. | Rebecca Lobo | 84 |
| 10. | Essence Carson | 83 |

3PT FIELD GOALS MADE

| | | |
|-----|----------------------|------------|
| 1. | Crystal Robinson | 400 |
| 2. | Becky Hammon | 331 |
| 3. | Shameka Christon | 288 |
| 4. | Cappie Pondexter | 236 |
| 5. | Leilani Mitchell | 233 |
| 6. | Vickie Johnson | 221 |
| 7. | Sugar Rodgers | 216 |
| 8. | Cathrine Kraayeveld | 215 |
| 9. | Nicole Powell | 167 |
| 10. | Loree Moore | 140 |

TIMES LED THE LIBERTY IN

| | PTS | REB | AST | STL | BLK | MIN | 10+ PTS | 15+ PTS | 20+ PTS | 30+ PTS | 5+ REB | 10+ REB | 5+ AST | 10+ AST | 3+ STL | 3+ BLK | DBL-DBL |
|------------------|-----|-----|-----|-----|-----|-----|---------|---------|---------|---------|--------|---------|--------|---------|--------|--------|---------|
| Sugar Rodgers | | | | 1 | | | | | | | 1 | | | | 1 | | |
| Marissa Coleman | | | | 3 | | | 2 | | | | 1 | | | | | | |
| Tina Charles | 5 | 4 | | 2 | 2 | 3 | 6 | 6 | 4 | 1 | 5 | 1 | | | | | 3 |
| Bria Hartley | | | 4 | 1 | | 1 | 1 | 1 | | | | | 2 | | | | |
| Shavonte Zellous | | | 2 | 1 | 1 | | 3 | 2 | | | 1 | | 2 | | | | |
| Kia Nurse | 1 | | 1 | 2 | 1 | 2 | 5 | 2 | 1 | 1 | 1 | | | | | | |
| Amanda Zahui B. | | 2 | | 1 | 1 | | 1 | | | | 2 | | | | | | |
| Mercedes Russell | | | | 1 | 1 | | | | | | | | | | | | |
| Rebecca Allen | | | | | 2 | | | | | | | | | | | | |
| Brittany Boyd | | | | | | | | | | | | | | | | | |
| Epiphanny Prince | | | | | | | | | | | | | | | | | |
| Kiah Stokes | | 1 | | | 1 | | | | | | 2 | 1 | | | | | |
| Kia Vaughn | | | | 1 | | | | | | | | | | | | | |

NEW YORK'S RECORD WHEN...

| | |
|--|-----|
| Overall..... | 2-4 |
| At home | 1-3 |
| On the road | 1-1 |
| Against Eastern Conference..... | 1-2 |
| Against Western Conference..... | 1-2 |
| After a win | 1-1 |
| After a loss | 1-2 |
| In overtime | 1-0 |
| Games decided by 1-3 points | 0-1 |
| Games decided by 4-5 points | 1-1 |
| Games decided by 6-10 points | 1-2 |
| Games decided by 11-20 points | 0-0 |
| Games decided by 20+ points..... | 0-0 |
| Scoring 70+ points | 2-4 |
| Scoring under 70 points | 0-0 |
| Opponent scores 70+ points | 2-3 |
| Opponent scores under 70 points | 0-0 |
| Shooting under 44 percent..... | 1-3 |
| Shooting 44-49 percent | 0-1 |
| Shooting 50-54 percent | 1-0 |
| Shooting 55-59 percent | 0-0 |
| Shooting 60 percent or higher..... | 0-0 |
| Outrebound opponent | 1-1 |
| Opponent outrebounds New York | 1-2 |
| Rebounds are even..... | 1-0 |
| Creates more turnovers | 1-2 |
| Opponent creates more turnovers | 1-2 |
| Turnovers are even | 0-0 |
| Scores more points off turnovers..... | 1-2 |
| Opponent scores more points off turnovers..... | 1-2 |
| Points off turnovers is even | 0-0 |
| Scores more points in the paint | 2-2 |
| Opponent scores more points in the paint..... | 0-2 |
| Points in the paint is even | 0-0 |
| Scores more 2nd chance points | 2-2 |
| Opponent scores more 2nd chance points | 0-2 |
| 2nd chance points are even..... | 0-0 |
| Scores more fast break points..... | 1-2 |
| Opponent scores more fast break points | 0-1 |
| Fast break points are even | 0-0 |
| Scores more bench points | 2-3 |
| Opponent scores more bench points | 0-1 |
| Bench points are even | 0-0 |
| On Monday..... | 0-0 |
| On Tuesday | 1-1 |
| On Wednesday | 0-0 |
| On Thursday | 0-1 |
| On Friday..... | 0-1 |
| On Saturday | 1-0 |
| On Sunday..... | 0-1 |

AP WNBA PRESEASON POLL

| Rank | Team |
|------|-----------------|
| 1. | Minnesota (9) |
| 2. | Los Angeles (5) |
| 3. | Connecticut |
| 4. | Phoenix |
| 5. | New York |
| 6. | Dallas |
| 7. | Seattle |
| 8. | Washington |
| 9. | Atlanta |
| 10. | Chicago |
| 11. | Las Vegas |
| 12. | Indiana |

Hartley had her highest scoring output of the season in an arduous team effort, finishing with 18 points, including 12 in the first half. It is her highest point total since June 22, 2014, when she dropped a career-high 26 points against Seattle.

After exploding for 34 points in Saturday's overtime win at Indiana, Kia Nurse could not replicate such performance against Phoenix. The rookie finished with five points, the lowest output of her career and her first time in single digits.

The loss snapped a two-game win streak for the Liberty, and they now sit at 2-3 on the season. They host undefeated Connecticut Sun Thursday, June 7 at the Westchester County Center. Tip-off is set for 7 p.m. (ET).

NEW YORK PLAYER POSTGAME QUOTES VS. CONNECTICUT (6/7)

Tina Charles on bigger picture...

"Bigger picture of the season when does the season become late: "It definitely pisses us off as you can see everyone is quiet. We know this game was ours and the talent we have in the room, we know how much hard work Katie and the coaching staff has been putting in to prepare us for games. When we watch film, we know we are right there. If we keep holding each other accountable and motivating one another. Having another voice and leader and experience in Marissa Coleman that helps as well. Definitely, we are right there we just have to put it together."

Charles on game's early pace...

"That first quarter where everyone was involved it was great. When there is less of me and more of the team and that is a great pace of basketball. Everyone is confident and every-one is involved. The talent that we have I don't need to take 20 shots with this team. That is not something I am looking to do. I definitely depend on them and trust them to get us over the hump. When that second group comes in, when Brittany Boyd comes in and push-es the pace. When Coleman making shots, when Nurse knocking down shots. Rebecca Allen spacing the floor and when Z (Shavonte Zellous) is aggressive. I don't think there is any team that can touch us."

Charles on areas for improvement...

"Second chance points definitely got us. I don't think they did anything special. They didn't throw us off on the games that we have seen on them. It was all just second chance points and great effort. Jones and Chiney had great effort on the boards and they knew that is what they had to do to get back in the game. Coach [Herb] Williams said when you allow that to happen anything can happen at the end."

NEW YORK AT INDIANA RECAP (6/2)

NURSE TALLIES 34 AS LIBERTY OUTLAST INDIANA IN OT THRILLER, 87-81

Kia Nurse's 34 points are the most in franchise history by a Liberty rookie

INDIANAPOLIS, Ind. — June 2, 2018 — After the New York Liberty worked up its largest lead all season, the Indiana Fever used a pair of runs to not only deadlock scoring during the game's waning time but force overtime. Rookie Kia Nurse registered eight of her franchise setting 34 points in the extra session to help lift the Liberty to an 87-81 victory, Saturday night at Bankers Life Fieldhouse.

Nurse's 34-point production was the most by a New York (2-2) rookie and most by a reserve in franchise history. Moreover, her total was the most by a rookie since Seattle's Breanna Stewart dropped 38 against Atlanta on June 29, 2016.

The Liberty led by as many as 20 points seen in the third quarter until a 19-5 Fever (0-6) run prior to the fourth quarter's start made things interesting again.

Tina Charles stated. "We had that game. I want to say we were up (20). They came back. They're searching for a win. They're gonna work hard. That's all they know. They're young players, but kudos to Kia Nurse. Being a rookie and having 34, she really held us down this game."

In the fourth, the Fever dwindled the Liberty lead down to two, before a Candice Dupree basket deadlocked scoring at 69-up with 1:15 to play. Kelsey Mitchell would go on to score in the open court before a pair of Charles' free-throws and an empty Fever possession put a fresh five minutes onto the clock.

Head coach Katie Smith explained. "We've got to get stops. Yea, we'll get buckets. We'll get it on the other end. We had to find a way to get them up on the rim, go get them rebounds, because they outworked us a little bit in regular time. Tina (Charles) finally got some shots to go down for her. Kia Nurse had a heck of a ball game, but again the defensive side of getting those stops, getting down there and getting a score."

In overtime, the Liberty once again led by double-figures (10) in large part to four makes at the stripe by Nurse and two by Charles to keep the game out of reach.

Nurse said. "I thought it was a good battle as a team. We fought through some adversity there. I think we came back, played together and got some stops. (We) had some key contributions from a lot of different people and some key plays down the stretch."

Charles followed up her 34-point effort with her third consecutive double-double performance. The forward finished with 23 points and 10 boards.

Kiah Stokes also helped considerably on the glass with 12 boards, the first time she reached double-figures since pulling down 10 on August 27, 2017 against the Sky.

Nurse also registered nine rebounds, four assists, three triples and went 15-of-16 from the line. As a team, the Liberty went 30-of-32 at the stripe.

Tonight's overtime battle was the first for the Liberty since June 16, 2017 when New York beat Dallas 102-93 on the road.

The Liberty host the Phoenix Mercury Tuesday, June 5 at Madison Square Garden. The morning matinee begins at 11 a.m.

LIBERTY PARTNERED WITH ABBOTT HOUSE

The vision of Abbott House is to make promising futures a reality and on May 18, the New York Liberty took part in the organization's 55-year-long storied tradition for its 2018 season tip-off event. Abbott House in Irvington, NY, which was founded in 1963, is rooted in a history of social service and social justice. Rev. Martin Luther King, Jr. provided the invocation at the organization's inaugural dinner in 1965, and its mission has

remained to provide durable foundations and promising futures to humans with the most complex needs.

The Liberty visited classrooms and were able to hear of the students' stories and view some of their expressive artwork. The group also indulged in some dance battles as competitive preparation for the pick-up games and basketball instruction that awaited them.

COACH'S CORNER

6/7 Postgame Quotes

Katie Smith's opening statement...

"Tough one obviously, it should not have come down to the last play but it did. Rebounding was the deciding factor of this ball game."

Team's resilience in close losses despite abbreviated roster...

"I love our squad, I like their mentality and that they battle when they are tired. They show up every day and are trying to do things we have asked them. But again, we need more but again I'm pleased by everybody that's here, everybody's asked to get in the game is locked in and ready to go."

Smith on team's stride throughout the season...

"Another couple of games, every game starts to roll by and now we are going to be every other day and every couple of days. It starts to get crucial and you can't let people get too far ahead of you. This league is tough that people are going to beat up on each other but we need to at some point put a string of games together and we are capable of that. But have to clean up a lot of the little stuff that is controllable. It's not like they are knocking down threes in our face, we are giving them opportunities that they shouldn't get."

Smith on upcoming Indiana matchup...

"We just played them (Indiana) and that was somewhat of a trap game in a sense. You look at their record and assume it's going to be easy and we almost got our tails beat. Hopefully, our mentality of understanding is that they are a scary team. They can put up points pretty easily and quickly if you let them get rolling. I think the way we played out there and finished that game, started off well and finished a little slower. They ratcheted up their pressure to put us in a bind and we barely got out of there with a win. I think that is still in the back of our heads and I hope we come out trying to prove something."

HOME/AWAY SPLITS

| HOME/ROAD SPLITS | | |
|------------------|----------|------|
| HOME | STAT | AWAY |
| 1-3 | RECORD | 1-1 |
| 81.5 | PPG | 81.5 |
| 83.8 | OPP. PPG | 80.5 |
| .442 | FG% | .379 |
| .436 | OPP FG% | .430 |
| .303 | 3PT% | .273 |
| .330 | OPP 3PT% | .361 |
| .759 | FT% | .882 |
| 42.8 | RPG | 48.5 |
| 19.3 | APG | 16.0 |
| 6.0 | SPG | 7.0 |
| 12.8 | TO | 14.5 |
| 2.5 | BLK | 4.5 |

| RECORD | | | | | | TEAM WINNING & LOSING STREAKS: | | | | | | | | | | | |
|---------|-----|------|------|-----|--|--------------------------------|--|----------|--|----------------------------|--|----------|--|-------------------------|--|-----------------------|--|
| Overall | 2-4 | HOME | ROAD | OT | | OVERALL | | HOME | | ROAD | | | | | | | |
| EASTERN | 1-2 | 0-1 | 1-1 | 1-0 | | Loss - 2 | | Loss - 2 | | Win - 1 | | Win - 1 | | Loss - 1 | | Win - 6/2 @ IND 87-81 | |
| WESTERN | 1-2 | 1-2 | 0-0 | 0-0 | | Long: Win - 2 | | Win - 1 | | Win - 5/29 vs. DAL 94-89 | | Loss - 1 | | Loss - 5/20 @ CHI 80-76 | | | |
| | | | | | | Loss - 2 | | Loss - 2 | | Loss - 6/7 - vs. CON 88-86 | | | | | | | |
| | | | | | | Last: Win - 6/2 @ IND 87-81 | | | | | | | | | | | |
| | | | | | | Loss - 6/7 - vs. CON 88-86 | | | | | | | | | | | |
| | | | | | | | | | | | | | | | | | |
| | | | | | | | | | | | | | | | | | |
| | | | | | | | | | | | | | | | | | |
| | | | | | | | | | | | | | | | | | |
| | | | | | | | | | | | | | | | | | |
| | | | | | | | | | | | | | | | | | |
| | | | | | | | | | | | | | | | | | |
| | | | | | | | | | | | | | | | | | |
| | | | | | | | | | | | | | | | | | |
| | | | | | | | | | | | | | | | | | |
| | | | | | | | | | | | | | | | | | |
| | | | | | | | | | | | | | | | | | |
| | | | | | | | | | | | | | | | | | |
| | | | | | | | | | | | | | | | | | |
| | | | | | | | | | | | | | | | | | |
| | | | | | | | | | | | | | | | | | |
| | | | | | | | | | | | | | | | | | |
| | | | | | | | | | | | | | | | | | |
| | | | | | | | | | | | | | | | | | |
| | | | | | | | | | | | | | | | | | |
| | | | | | | | | | | | | | | | | | |
| | | | | | | | | | | | | | | | | | |
| | | | | | | | | | | | | | | | | | |
| | | | | | | | | | | | | | | | | | |
| | | | | | | | | | | | | | | | | | |
| | | | | | | | | | | | | | | | | | |
| | | | | | | | | | | | | | | | | | |
| | | | | | | | | | | | | | | | | | |
| | | | | | | | | | | | | | | | | | |
| | | | | | | | | | | | | | | | | | |
| | | | | | | | | | | | | | | | | | |
| | | | | | | | | | | | | | | | | | |
| | | | | | | | | | | | | | | | | | |
| | | | | | | | | | | | | | | | | | |
| | | | | | | | | | | | | | | | | | |
| | | | | | | | | | | | | | | | | | |
| | | | | | | | | | | | | | | | | | |
| | | | | | | | | | | | | | | | | | |
| | | | | | | | | | | | | | | | | | |
| | | | | | | | | | | | | | | | | | |
| | | | | | | | | | | | | | | | | | |
| | | | | | | | | | | | | | | | | | |
| | | | | | | | | | | | | | | | | | |
| | | | | | | | | | | | | | | | | | |
| | | | | | | | | | | | | | | | | | |
| | | | | | | | | | | | | | | | | | |
| | | | | | | | | | | | | | | | | | |
| | | | | | | | | | | | | | | | | | |
| | | | | | | | | | | | | | | | | | |
| | | | | | | | | | | | | | | | | | |
| | | | | | | | | | | | | | | | | | |
| | | | | | | | | | | | | | | | | | |
| | | | | | | | | | | | | | | | | | |
| | | | | | | | | | | | | | | | | | |
| | | | | | | | | | | | | | | | | | |
| | | | | | | | | | | | | | | | | | |
| | | | | | | | | | | | | | | | | | |
| | | | | | | | | | | | | | | | | | |
| | | | | | | | | | | | | | | | | | |
| | | | | | | | | | | | | | | | | | |
| | | | | | | | | | | | | | | | | | |
| | | | | | | | | | | | | | | | | | |
| | | | | | | | | | | | | | | | | | |
| | | | | | | | | | | | | | | | | | |

| MARGINS | 1 | 2 | 3 | 4 | 5 | 6 | 7 | 8 | 9 | 10 | 11 | 12 | 13 | 14 | 15 | 16 | 17 | 18 | 19 | 20 | 21 | 22 | 23 |
|----------|----|----|----|----|----|----|----|----|----|----|----|----|----|----|----|----|----|----|----|----|----|----|-----|
| Won By: | | | | | 1 | 1 | | | | | | | | | | | | | | | | | |
| Lost By: | | 1 | | 1 | | 2 | | | | | | | | | | | | | | | | | |
| | 24 | 25 | 26 | 27 | 28 | 29 | 30 | 31 | 32 | 33 | 34 | 35 | 36 | 37 | 38 | 39 | 40 | 41 | 42 | 43 | 44 | 45 | 46+ |
| Won By: | | | | | | | | | | | | | | | | | | | | | | | |
| Lost By: | | | | | | | | | | | | | | | | | | | | | | | |

2018 NEW YORK LIBERTY STARTING LINEUP COMBINATIONS

| GAME | GUARD | GUARD | GUARD/FORWARD | FORWARD | CENTER | RECORD |
|--------------|---------|---------|---------------|---------|---------|--------|
| 5/20 @ CHI | HARTLEY | RODGERS | ZELLOUS | COLEMAN | CHARLES | 0-1 |
| 5/25 vs. MIN | HARTLEY | ZELLOUS | COLEMAN | CHARLES | STOKES | 0-1 |
| 5/29 vs. DAL | HARTLEY | ZELLOUS | COLEMAN | CHARLES | STOKES | 1-1 |
| 6/2 @ IND | HARTLEY | ZELLOUS | COLEMAN | CHARLES | STOKES | 2-1 |
| 6/5 vs. PHO | HARTLEY | ZELLOUS | COLEMAN | CHARLES | VAUGHN | 0-1 |
| 6/7 vs. CON | HARTLEY | ZELLOUS | COLEMAN | CHARLES | VAUGHN | 0-2 |

LIBERTY TEAM HIGHS

| | | |
|-----------------------|----|-----------------------|
| POINTS | 94 | vs. Dallas (5/29) |
| FIELD GOALS MADE | 36 | vs. Dallas (5/29) |
| FIELD GOALS ATTEMPTED | 75 | vs. Phoenix (6/5) |
| 3-POINT FG MADE | 9 | at Chicago (5/20) |
| | 9 | vs. Dallas (5/25) |
| | 9 | vs. Phoenix (6/5) |
| 3-POINT FG ATTEMPTED | 28 | vs. Phoenix (6/5) |
| FREE THROWS MADE | 30 | @ Indiana (6/2) |
| FREE THROWS ATTEMPTED | 32 | @ Indiana (6/2) |
| OFFENSIVE REBOUNDS | 19 | vs. Phoenix (6/5) |
| DEFENSIVE REBOUNDS | 34 | @ Indiana (6/2) |
| TOTAL REBOUNDS | 46 | @ Indiana (6/2) |
| ASSISTS | 25 | vs. Connecticut (6/7) |
| STEALS | 11 | vs. Dallas (5/29) |
| BLOCKED SHOTS | 5 | @ Indiana (6/2) |
| | 5 | vs. Connecticut (6/7) |
| TURNOVERS | 20 | @ Indiana (6/2) |

LIBERTY TEAM LOWS

| | | |
|-----------------------|----|-----------------------|
| POINTS | 72 | vs. Minnesota (5/25) |
| FIELD GOALS MADE | 26 | at Chicago (5/25) |
| FIELD GOALS ATTEMPTED | 68 | @ Indiana (6/2) |
| 3-POINT FG MADE | 3 | @ Indiana (6/2) |
| 3-POINT FG ATTEMPTED | 19 | @ Indiana (6/2) |
| FREE THROWS MADE | 3 | vs. Phoenix (6/5) |
| FREE THROWS ATTEMPTED | 5 | vs. Phoenix (6/5) |
| OFFENSIVE REBOUNDS | 6 | vs. Connecticut (6/7) |
| DEFENSIVE REBOUNDS | 20 | vs. Phoenix (6/5) |
| TOTAL REBOUNDS | 30 | at Chicago (5/20) |
| ASSISTS | 11 | vs. Minnesota (5/25) |
| STEALS | 3 | vs. Connecticut (6/7) |
| BLOCKED SHOTS | 0 | vs. Phoenix (6/5) |
| TURNOVERS | 6 | vs. Minnesota (5/25) |

OPPONENT TEAM HIGHS

| | | |
|-----------------------|----|-----------------------|
| POINTS | 89 | vs. Dallas (5/29) |
| FIELD GOALS MADE | 33 | vs. Connecticut (6/7) |
| FIELD GOALS ATTEMPTED | 82 | vs. Connecticut (6/7) |
| 3-POINT FG MADE | 13 | vs. Dallas (5/29) |
| 3-POINT FG ATTEMPTED | 31 | vs. Dallas (5/29) |
| FREE THROWS MADE | 20 | vs. Minnesota (5/25) |
| | 20 | vs. Dallas (5/29) |
| FREE THROWS ATTEMPTED | 28 | vs. Dallas (5/29) |
| OFFENSIVE REBOUNDS | 16 | vs. Connecticut (6/7) |
| DEFENSIVE REBOUNDS | 34 | vs. Minnesota (5/25) |
| | 34 | at Chicago (5/20) |
| TOTAL REBOUNDS | 44 | vs. Minnesota (5/25) |
| ASSISTS | 22 | vs. Connecticut (6/7) |
| STEALS | 8 | vs. Dallas (5/29) |
| | 8 | vs. Phoenix (6/5) |
| BLOCKED SHOTS | 6 | at Chicago (5/20) |
| TURNOVERS | 19 | vs. Dallas (5/29) |

OPPONENT TEAM LOWS

| | | |
|-----------------------|----|-----------------------|
| POINTS | 78 | vs. Minnesota (5/25) |
| FIELD GOALS MADE | 27 | vs. Minnesota (5/25) |
| FIELD GOALS ATTEMPTED | 56 | vs. Phoenix (6/5) |
| 3-POINT FG MADE | 4 | at Chicago (5/20) |
| 3-POINT FG ATTEMPTED | 13 | vs. Minnesota (5/25) |
| FREE THROWS MADE | 12 | @ Indiana (6/2) |
| FREE THROWS ATTEMPTED | 18 | at Chicago (5/20) |
| | 18 | @ Indiana (6/2) |
| OFFENSIVE REBOUNDS | 3 | vs. Phoenix (6/5) |
| DEFENSIVE REBOUNDS | 18 | vs. Phoenix (6/5) |
| TOTAL REBOUNDS | 32 | vs. Dallas (5/29) |
| ASSISTS | 13 | vs. Minnesota (5/25) |
| STEALS | 4 | vs. Minnesota (5/25) |
| BLOCKED SHOTS | 1 | @ Indiana (6/2) |
| TURNOVERS | 9 | vs. Minnesota (5/25) |
| | 9 | @ Indiana (6/2) |
| | 9 | vs. Connecticut (6/7) |

LIBERTY INDIVIDUAL HIGHS

| | | |
|-----------------------|----|------------------------------------|
| POINTS | 34 | Tina Charles vs. Dallas (5/29) |
| | 34 | Kia Nurse @ Indiana (6/2) |
| FIELD GOALS MADE | 13 | Tina Charles vs. Dallas (5/29) |
| FIELD GOALS ATTEMPTED | 25 | Tina Charles vs. Phoenix (6/5) |
| 3-POINT FG MADE | 4 | Bria Hartley vs. Phoenix (6/5) |
| 3-POINT FG ATTEMPTED | 8 | Kia Nurse @ Indiana (6/2) |
| | 8 | Bria Hartley vs. Phoenix (6/5) |
| FREE THROWS MADE | 15 | Kia Nurse @ Indiana (6/2) |
| FREE THROWS ATTEMPTED | 16 | Kia Nurse @ Indiana (6/2) |
| OFFENSIVE REBOUNDS | 5 | Tina Charles vs. Minnesota (5/25) |
| | 5 | Amanda Zahui B. vs. Phoenix (6/5) |
| DEFENSIVE REBOUNDS | 9 | Kiah Stokes @ Indiana (6/2) |
| TOTAL REBOUNDS | 12 | Tina Charles vs. Minnesota (5/25) |
| | 12 | Kiah Stokes @ Indiana (6/2) |
| ASSISTS | 9 | Shavonte Zellous vs. Dallas (5/29) |
| STEALS | 4 | Marissa Coleman vs. Dallas (5/29) |
| BLOCKED SHOTS | 3 | Tina Charles vs. Connecticut (6/7) |
| TURNOVERS | 6 | Tina Charles vs. Dallas (5/29) |
| MINUTES | 40 | Kia Nurse @ Indiana (6/2) |

OPPONENT INDIVIDUAL HIGHS

| | | |
|-----------------------|----|--|
| POINTS | 28 | Liz Cambage vs. Dallas (5/29) |
| FIELD GOALS MADE | 12 | Brittney Griner vs. Phoenix (6/5) |
| FIELD GOALS ATTEMPTED | 18 | Candice Dupree @ Indiana (6/2) |
| 3-POINT FG MADE | 5 | Skylar Diggins-Smith vs. Dallas (5/29) |
| | 5 | Kelsey Mitchell @ Indiana (6/2) |
| 3-POINT FG ATTEMPTED | 10 | Skylar Diggins-Smith vs. Dallas (5/29) |
| FREE THROWS MADE | 10 | Diana Taurasi vs. Phoenix (6/5) |
| FREE THROWS ATTEMPTED | 12 | Liz Cambage vs. Dallas (5/29) |
| OFFENSIVE REBOUNDS | 7 | Jonquel Jones vs. Connecticut (6/7) |
| DEFENSIVE REBOUNDS | 10 | Liz Cambage vs. Dallas (5/29) |
| TOTAL REBOUNDS | 16 | Liz Cambage vs. Dallas (5/29) |
| ASSISTS | 8 | Diana Taurasi vs. Phoenix (6/5) |
| | 8 | Jasmine Thomas vs. Connecticut (6/7) |
| STEALS | 4 | Kayla Thornton vs. Dallas (5/29) |
| BLOCKED SHOTS | 3 | Cheyenne Parker at Chicago (5/20) |
| | 3 | Brittney Griner vs. Phoenix (6/5) |
| TURNOVERS | 6 | Liz Cambage vs. Dallas (5/29) |
| | 6 | Brittney Griner vs. Phoenix (6/5) |
| MINUTES | 40 | Candice Dupree @ Indiana (6/2) |



FORWARD

#9 REBECCA ALLEN

4TH SEASON | AUSTRALIA | 6-2 | BORN NOVEMBER 6, 1992

YEAR-BY-YEAR AVERAGES

| SEASON | TEAM | G | GS | MPG | FG% | 3P% | FT% | OREB | DREB | RPG | APG | SPG | BPG | TO | PF | PPG |
|--------|------|----|----|------|------|------|------|------|------|-----|-----|-----|-----|-----|-----|-----|
| 2015 | NYL | 2 | 0 | 17.0 | .300 | .000 | .000 | 1.0 | 3.5 | 4.5 | 0.0 | 1.5 | 1.0 | 1.5 | 0.5 | 3.0 |
| 2016 | NYL | 21 | 6 | 13.3 | .459 | .567 | .867 | 0.6 | 1.1 | 1.7 | 0.5 | 0.4 | 0.5 | 0.6 | 1.7 | 5.7 |
| 2017 | NYL | 33 | 0 | 9.2 | .376 | .341 | 0.1 | 0.4 | 1.6 | 2.0 | 0.5 | 0.4 | 0.4 | 0.5 | 1.1 | 2.8 |
| Career | | 56 | 6 | 11.0 | 41.1 | 41.0 | 71.4 | 0.5 | 1.5 | 2.0 | 0.5 | 0.4 | 0.4 | 0.6 | 1.3 | 3.9 |

YEAR-BY-YEAR TOTALS

| SEASON | TEAM | G | GS | MIN | FGM-A | 3PM-A | FTM-A | OREB | DREB | REB | AST | STL | BLK | TO | PF | PTS |
|--------|------|----|----|-----|----------|---------|---------|------|------|-----|-----|-----|-----|----|----|-----|
| 2015 | NYL | 2 | 0 | 34 | 3 - 10 | 0 - 4 | 0 - 0 | 2 | 7 | 9 | 0 | 3 | 2 | 3 | 1 | 6 |
| 2016 | NYL | 21 | 6 | 280 | 45 - 98 | 17 - 30 | 13 - 15 | 12 | 23 | 35 | 11 | 9 | 11 | 13 | 35 | 120 |
| 2017 | NYL | 33 | 0 | 304 | 38 - 101 | 15 - 44 | 2 - 6 | 13 | 54 | 67 | 17 | 12 | 13 | 18 | 35 | 93 |
| Career | | 56 | 6 | 618 | 86 - 209 | 32 - 78 | 15 - 21 | 27 | 84 | 111 | 28 | 24 | 26 | 34 | 71 | 219 |

PLAYOFF YEAR-BY-YEAR AVERAGES

| SEASON | TEAM | G | GS | MPG | FG% | 3P% | FT% | OREB | DREB | RPG | APG | SPG | BPG | TO | PF | PTS |
|--------|------|---|----|-----|-----|-----|-----|------|------|-----|-----|-----|-----|-----|-----|-----|
| 2017 | NYL | 1 | 0 | 6.7 | 100 | 100 | 0.0 | 0.0 | 0.0 | 0.0 | 0.0 | 0.0 | 1.0 | 0.0 | 1.0 | 3.0 |
| Career | NYL | 1 | 0 | 6.7 | 100 | 100 | 0.0 | 0.0 | 0.0 | 0.0 | 0.0 | 0.0 | 1.0 | 0.0 | 1.0 | 3.0 |

PLAYOFF YEAR-BY-YEAR TOTALS

| SEASON | TEAM | G | GS | MPG | FG% | 3P% | FT% | OREB | DREB | RPG | APG | SPG | BPG | TO | PF | PTS |
|--------|------|---|----|-----|-------|-------|-------|------|------|-----|-----|-----|-----|----|----|-----|
| 2017 | NYL | 1 | 0 | 7 | 1 - 1 | 1 - 1 | 0 - 0 | 0 | 0 | 0 | 0 | 0 | 1 | 0 | 1 | 3 |
| Career | NYL | 1 | 0 | 7 | 1 - 1 | 1 - 1 | 0 - 0 | 0 | 0 | 0 | 0 | 0 | 1 | 0 | 1 | 3 |

CAREER TRANSACTIONS: Signed with New York Liberty as free agent on Feb. 2, 2015... Re-signed with the Liberty on June 21, 2016... Re-signed with the Liberty on Feb. 7, 2017.

CAREER HIGHLIGHTS:

- Made her WNBA debut in the Liberty's 2015 season opener against Atlanta, scoring six points.
- Scored a career-high 19 points with four 3-pointers in a win at Washington on July 20, 2016.
- Made her first-career start at Indiana on Sept. 1, 2016.
- Shot .593 from 3-point range during the 2016 season (16-of-27)
- Five-career games scoring in double figures

2017: Appeared in a career-high 33 games averaging 2.8 ppg and 2.0 rpg... Missed just the season-opener due to a quad strain... Shot .341 (15-of-44) from 3-point range... Ranked 36th in the league averaging 0.4 bpg... Scored a new season-high with 9 points. Matched career-highs in both assists and steals with 2 and 3 respectively in a win over Chicago (8/27)... Posted 4 points and 3 rebounds in win over Indiana (8/8)... Had 4 points and 4 rebounds against Los Angeles (8/4)... For the third time this season, scored a season-high 8 points. Also pulled down 3 rebounds at Chicago (7/30)... Scored a season-high 8 points, including a pair of 3-pointers. Also had 4 rebounds and 2 assists against Minnesota (7/25)... Dished out a career-high 5 assists. Also scored 2 points and pulled down 2 rebounds against Minnesota (7/25)... Collected 7 points and 3 rebounds in win over Connecticut (7/19)... Posted a new season-high with 8 points, including a pair of 3-pointers. Also had 2 rebounds, 1 steal, and 1 block against Washington (7/16)... Finished with 2 points and 2 rebounds against Seattle (7/6)... Connected on a 3-pointer and had 1 rebound against Atlanta (7/2)... Grabbed 3 rebounds against Washington (6/29)... Pulled down 2 rebounds against Dallas (6/16)... Registered a 3-pointer for her 3rd-straight game and had 2 steals and 2 blocks against Connecticut (6/14)... Racked up a 3-pointer and 4 rebounds in a win against Seattle (6/11)... Scored a season-high 5 points in win over Atlanta Dream; also finished with career-high 2 blocks, and dished out 2 assists (6/7)... Netted a pair of baskets for 4 points, also had 1 block and 1 rebound against Phoenix (6/4)... Played for 3 minutes and had 1 assist and 1 rebound against Dallas (6/2)... Had 1 steal and 1 rebound in game against the Sparks (5/30)... Pulled down a career-high 9 rebounds and scored 2 points against Seattle (5/26)... Scored 3 points from deep against Phoenix, and had a season-high 3 rebounds (5/23)... Scored 3 points and had 2 rebounds and 1 steal against Minnesota (5/18).

INTERNATIONAL: Played for the South East Queensland Stars in the WNBL in Australia during the league's 2015-16 season... Eased back into action after recovering from knee injury... Appeared in 26 games, going on to average 11.5 points and 5.5 rebounds per game, knocking down 25 3-pointers while shooting 32.0 percent from 3-point range... Played the 2016-17 season for Good Angels Kosice in Slovakia... Helped lead Good Angels to the Slovakian League championship and the EuroCup Women quarterfinals.

PERSONAL: Completed her sixth season in the Women's National Basketball League, last playing for the Bulleen Melbourne Boomers... Averaging 14.0 points and 6.1 rebounds per game... Named the 2014 WNBL Defensive Player of the Year... Represented the Australian National Team at the 2014 FIBA World Championships in Turkey.



FORWARD

#9 REBECCA ALLEN

4TH SEASON | AUSTRALIA | 6-2 | BORN NOVEMBER 6, 1992

| | PTS | FGM | FGA | 3FGM | 3FGA | FTM | FTA | OREB | DREB | REB | AST | STL | TO | BLK | MIN |
|----------|---------|------------|---------|--------------|------------|------------|------------|---------|---------|--------------|--------------|--------------|---------|--------------|---------|
| SEASON | 9 | 3 | 7 | 1 (2x) | 3 (3x) | 2 (2x) | 2 (2x) | 2 | 3 | 3 (3x) | 1 (2x) | 1 (2x) | 1 (2x) | 2 | 20 |
| | vs. MIN | vs. MIN | vs. MIN | last vs. DAL | last @ IND | last @ IND | last @ IND | vs. PHO | vs. CON | last vs. CON | vs. CON | last @ IND | vs. DAL | vs. DAL | vs. DAL |
| | 5/25/18 | 5/25/18 | 5/25/18 | 5/29/18 | 6/2/18 | 6/2/18 | 6/2/18 | 6/5/18 | 6/7/18 | 6/7/18 | 6/7/18 | 6/2/18 | 5/29/18 | 5/29/18 | 5/29/18 |
| CAREER | 19 | 6 (2x) | 13 | 4 | 6 | 3 | 3 | 3 | 7 | 9 | 2 (8x) | 3 (3x) | 4 | 2 (7x) | 35 |
| | @ WAS | last @ CHI | @ CHI | @ WAS | @ WAS | @ WAS | last @ CHI | @ MIN | @ SEA | @ SEA | last vs. CHI | last vs. CHI | @ CON | last vs. DAL | @ CHI |
| | 7/20/16 | 9/16/16 | 9/16/16 | 7/20/16 | 7/20/16 | 7/20/16 | 7/20/16 | 6/29/16 | 5/26/17 | 5/26/17 | 8/27/17 | 8/27/17 | 6/14/17 | 5/29/18 | 9/16/16 |
| PLAYOFFS | 3 | 1 | 1 | 1 | 1 | -- | -- | -- | -- | -- | -- | -- | -- | 1 | 7 |
| | vs. WAS | vs. WAS | vs. WAS | vs. WAS | vs. WAS | -- | -- | -- | -- | -- | -- | -- | -- | vs. WAS | vs. WAS |
| | 9/10/17 | 9/10/17 | 9/10/17 | 9/10/17 | 9/10/17 | -- | -- | -- | -- | -- | -- | -- | -- | 9/10/17 | 9/10/17 |

2018 GAME-BY-GAME STATISTICS

PRESEASON

| Opponent | Date | MIN | FGM | FGA | FG% | 3PM | 3PA | 3P% | FTM | FTA | FT% | OR | DR | REB | AST | STL | BLK | TO | PF | PTS | +/- |
|-----------------|------|-----|-----|-----|-----|-----|-----|-----|-----|-----|-----|----|----|-----|-----|-----|-----|----|----|-----|-----|
| vs. Dallas | 5/7 | | NWT | | | | | | | | | | | | | | | | | | |
| vs. Los Angeles | 5/8 | | NWT | | | | | | | | | | | | | | | | | | |

REGULAR SEASON

| | | | | | | | | | | | | | | | | | | | | | |
|-----------------|------|-------|---|---|-------|---|---|-------|---|---|-------|---|---|---|---|---|---|---|---|----|----|
| at Chicago | 5/20 | 5:49 | 0 | 2 | 0.000 | 0 | 1 | 0.000 | 0 | 0 | 0.000 | 0 | 0 | 0 | 0 | 0 | 1 | 0 | 1 | 0 | -3 |
| vs. Minnesota | 5/25 | 17:14 | 3 | 7 | 0.429 | 1 | 3 | 0.333 | 2 | 2 | 1.000 | 0 | 1 | 1 | 0 | 1 | 0 | 1 | 1 | 9 | -3 |
| vs. Dallas | 5/29 | 20:20 | 2 | 5 | 0.400 | 1 | 3 | 0.333 | 0 | 0 | 0.000 | 1 | 2 | 3 | 1 | 0 | 2 | 1 | 2 | 5 | 18 |
| @ Indiana | 6/2 | 16:11 | 0 | 4 | 0.000 | 0 | 3 | 0.000 | 2 | 2 | 1.000 | 0 | 2 | 2 | 0 | 1 | 1 | 0 | 0 | 2 | 12 |
| vs. Phoenix | 6/5 | 5:56 | 0 | 1 | 0.000 | 0 | 0 | 0.000 | 0 | 0 | 0.000 | 2 | 1 | 3 | 0 | 0 | 0 | 0 | 0 | -7 | |
| vs. Connecticut | 6/7 | 5:11 | 0 | 1 | 0.000 | 0 | 1 | 0.000 | 0 | 0 | 0.000 | 0 | 3 | 3 | 1 | 0 | 1 | 1 | 2 | 0 | 0 |

**GUARD**

#15 BRITTANY BOYD

4TH SEASON | CALIFORNIA '15 | RICHMOND, CALIF. | 5-9 | BORN JUNE 11, 1993

YEAR-BY-YEAR AVERAGES

| SEASON | TEAM | G | GS | MPG | FG% | 3P% | FT% | OREB | DREB | RPG | APG | SPG | BPG | TO | PF | PPG |
|---------------|------|-----------|-----------|-------------|-------------|-------------|-------------|------------|------------|------------|------------|------------|------------|------------|------------|------------|
| 2015 | NYL | 30 | 4 | 14.3 | .391 | .267 | .713 | 0.6 | 2.1 | 2.7 | 2.3 | 1.1 | 0.0 | 1.6 | 1.9 | 6.6 |
| 2016 | NYL | 33 | 9 | 19.7 | .361 | .167 | .728 | 0.5 | 2.0 | 2.5 | 3.6 | 1.5 | 0.0 | 1.9 | 2.5 | 6.5 |
| 2017 | NYL | 2 | 2 | 15.8 | .600 | .000 | .727 | 1.5 | 2.5 | 4.0 | 2.5 | 1.5 | 0.0 | 1.0 | 2.5 | 13.0 |
| Career | | 65 | 15 | 17.1 | .382 | .209 | .720 | 0.6 | 2.1 | 2.6 | 3.0 | 1.4 | 0.0 | 1.8 | 2.2 | 6.8 |

YEAR-BY-YEAR TOTAL

| SEASON | TEAM | G | GS | MIN | FGM-A | 3PM-A | FTM-A | OREB | DREB | REB | AST | STL | BLK | TO | PF | PTS |
|---------------|------|-----------|-----------|-------------|------------------|----------------|------------------|-----------|------------|------------|------------|-----------|----------|------------|------------|------------|
| 2015 | NYL | 30 | 4 | 430 | 59 - 151 | 8 - 30 | 72 - 101 | 17 | 64 | 81 | 70 | 35 | 2 | 48 | 58 | 198 |
| 2016 | NYL | 33 | 9 | 651 | 75 - 208 | 6 - 36 | 59 - 81 | 17 | 66 | 83 | 119 | 52 | 3 | 65 | 82 | 215 |
| 2017 | NYL | 2 | 2 | 32 | 9 - 15 | 0 - 1 | 8 - 11 | 3 | 5 | 8 | 5 | 3 | 0 | 2 | 5 | 26 |
| Career | | 65 | 15 | 1113 | 143 - 374 | 14 - 67 | 139 - 193 | 37 | 135 | 172 | 194 | 90 | 5 | 115 | 145 | 439 |

CAREER TRANSACTIONS: Selected by the New York Liberty in the First Round of the 2015 WNBA Draft, ninth overall selection.**CAREER HIGHLIGHTS:**

- Drafted in the first round (ninth overall) by the New York Liberty in the 2015 WNBA Draft
- Named to the WNBA All-Rookie Team in 2015.
- Led all rookies in steals per game (1.1 spg) and ranked sixth amongst first-year players in scoring (6.6 ppg) as a rookie in 2015.
- Finished 4th in the WNBA averaging 1.6 steals per game and 15th with 3.6 assists per game in 2016.
- Dished out a career-high 10 assists at Dallas on Sept. 11, 2016.
- Missed all but 2 games during the 2017 season due to a torn Achilles' tendon.

2017: Suffered a torn left Achilles' tendon in the 4th quarter of the Liberty's game against Minnesota on May 18, had a successful repair performed at Hospital for Special Surgery (HSS) on May 22, and missed the remainder of the 2017 WNBA season... Scored 16 points, 14 of which were scored during the second half. Also had 4 rebounds, 3 assists, and 2 steals in game against the Lynx (5/18)... Scored 8 of her 10 points in the 4th quarter, also had 2 assists and 1 steal in season-opening win over San Antonio (5/13).

2016: Appeared in 33 games, making 9 starts... Averaged 6.5 points, 3.6 assists and 1.6 steals per game... Finished the season ranked fourth in the WNBA in steals and 15th in assists... Led the Liberty in steals and tied for second with assists... Recorded 10 games with five or more assists and 10 games with at least three steals... Had five games scoring in double figures... Set a new career-high for assists for the second-straight game as she dished out 10 dimes against Dallas (9/11)... Had a career-high 8 assists to go along with 8

2016: Appeared in 33 games, making 9 starts... Averaged 6.5 points, 3.6 assists and 1.6 steals per game... Finished the season ranked fourth in the WNBA in steals and 15th in assists... Led the Liberty in steals and tied for second with assists... Recorded 10 games with five or more assists and 10 games with at least three steals... Had five games scoring in double figures... Set a new career-high for assists for the second-straight game as she dished out 10 dimes against Dallas (9/11)... Had a career-high 8 assists to go along with 8 points, and 6 rebounds in New York's win over the Sun (9/9)... In her second-straight start, Boyd thrived as she scored a season-high 19 points (7-of-8 FG) and dished out 6 assists in New York's win over the Mercury (9/3)... Tallied up 11 points, 3 rebounds 3 steals, and 2 assists in New York's victory at San Antonio (8/26)... Finished with a season-high 17 points while leading the Liberty with a career-best 7 assists, also tallying 3 steals in a win at Washington (7/20)... Was electric off the bench as she finished with 8 points, 3 steals, 3 rebounds, and 2 assists in 20 minutes of action against the Sun (7/17)... Finished with 8 points and 4 rebounds off the bench in the Liberty's setback at Minnesota (7/15)... Provided excellent energy coming off the bench, finishing 3-of-5 from the floor with 6 points, a team-high 4 assists and 2 rebounds in 20 minutes against the Stars (7/10)... Was 4-of-10 from the field scoring, 8 points with 2 assists, 2 rebounds, and 2 steals off the bench against the Sparks (7/3)... Snagged a team-high 3 steals, scoring 4 points in 14 minutes in a road win at Phoenix (7/1)... In 19 minutes of action she scored 8 points, dished out 3 assists and grabbed 2 boards in New York's OT win at Minnesota (6/29)... Was an efficient 4-for-6 from the field in 15 minutes, finishing with 8 points, 2 rebounds, 2 assists, and 2 steals in New York's overtime loss to Phoenix (6/26)... Dished out 3 assists in 11 minutes in New York's win over Chicago, and led the team with a +8 rating on the court (6/24)... Had 4 points, 4 rebounds, and 4 assists in the team's 80-72 victory over Connecticut (6/16)... Provided a spark off the bench, playing 12 minutes with 5 points, 4 assists, and a team-high 3 steals in a win over Dallas (6/14)... Was a perfect 5-for-5 from the field, scoring 10 points in the Liberty's win against the Storm (6/5)... Scored 7 points and had 5 assists in New York's 91-59 win over Indiana (6/3)... Had 9 points, 3 rebounds and 3 assists in New York's contest vs. Minnesota (5/31)... Scored 9 points in 16 minutes of action against the Sparks (5/21)... Started the season opener at Washington, finishing with 7 points and 4 assists (5/14).

PERSONAL: Grew up in Richmond, California and attended Berkeley High School... Was the No. 38 overall prospect and No. 8 point guard according to ESPN HoopGurlz... was invited to the USA



GUARD

#15 BRITTANY BOYD

4TH SEASON | CALIFORNIA '15 | RICHMOND, CALIF. | 5-9 | BORN JUNE 11, 1993

| | PTS | FGM | FGA | 3FGM | 3FGA | FTM | FTA | OREB | DREB | REB | AST | STL | TO | BLK | MIN |
|----------|--------------------|--------------------|------------------------|-----------------------|--------------------|--------------------|-------------------|-----------------------|--------------------|--------------------|--------------------|-----------------------|------------------------|------------------|--------------------|
| SEASON | 3 | 1 | 3 (2x) | | 1 | 3 | 4 | 1 | 3 | 3 | 1 | | 1 (2x) | | 11 |
| | vs. CON 6/7/18 | vs. PHO 6/5/18 | last vs. CON 6/7/18 | -- | vs. CON 6/7/18 | vs. CON 6/7/18 | vs. CON 6/7/18 | vs. PHO 6/5/18 | vs. CON 6/7/18 | vs. CON 6/7/18 | vs. CON 6/7/18 | -- | last vs. CON 6/7/18 | -- | vs. CON 6/7/18 |
| CAREER | 22 | 7 | 13 | 2 (2x) | 5 | 8 | 11 | 3 (2x) | 6 | 8 | 10 | 4 (2x) | 6 | 2 | 35 |
| | vs. TUL 8/15/15 | vs. PHO 9/03/16 | @ CHI 9/16/16 | last @ WAS 7/20/16 | vs. TUL 8/15/15 | vs. TUL 8/15/15 | @ IND 8/23/15 | last @ IND 9/01/15 | @ CHI 8/07/15 | @ IND 9/01/16 | @ DAL 9/11/16 | last @ SAS 8/19/15 | @ ATL 6/21/15 | @ ATL 6/21/15 | @ DAL 9/11/16 |
| PLAYOFFS | 2 | 1 | 4 | | 1 | | | | 2 | 2 | 2 | 1 | 2 | | 12 |
| | vs PHO 9/24/16 | vs. PHO 9/24/16 | vs. PHO 9/24/16 | -- | vs. PHO 9/24/16 | -- | -- | -- | vs. PHO 9/24/16 | vs. PHO 9/24/16 | vs. PHO 9/24/16 | vs. PHO 9/24/16 | vs. PHO 9/24/16 | -- | vs. PHO 9/24/16 |

2018 GAME-BY-GAME STATISTICS

| PRESEASON | | | | | | | | | | | | | | | | | | | | | |
|-----------------|------|----------------------------------|-----|-----|-------|-----|-----|-------|-----|-----|-------|----|----|-----|-----|-----|-----|----|----|-----|-----|
| Opponent | Date | MIN | FGM | FGA | FG% | 3PM | 3PA | 3P% | FTM | FTA | FT% | OR | DR | REB | AST | STL | BLK | TO | PF | PTS | +/- |
| vs. Dallas | 5/7 | DND-Injured Left Achilles Tendon | | | | | | | | | | | | | | | | | | | |
| vs. Los Angeles | 5/8 | DND-Injured Left Achilles Tendon | | | | | | | | | | | | | | | | | | | |
| REGULAR SEASON | | | | | | | | | | | | | | | | | | | | | |
| at Chicago | 5/20 | DNT-Injured Left Achilles Tendon | | | | | | | | | | | | | | | | | | | |
| vs. Minnesota | 5/25 | DND-Injured Left Achilles Tendon | | | | | | | | | | | | | | | | | | | |
| vs. Dallas | 5/29 | DND-Injured Left Achilles Tendon | | | | | | | | | | | | | | | | | | | |
| @ Indiana | 6/2 | DND-Injured Left Achilles Tendon | | | | | | | | | | | | | | | | | | | |
| vs. Phoenix | 6/5 | 4:02 | 1 | 3 | 0.333 | 0 | 0 | 0.000 | 0 | 0 | 0.000 | 1 | 0 | 1 | 0 | 0 | 0 | 1 | 0 | 2 | -5 |
| vs. Connecticut | 6/7 | 11:17 | 0 | 3 | 0.000 | 0 | 1 | 0.000 | 3 | 4 | 0.750 | 0 | 3 | 3 | 1 | 0 | 0 | 1 | 2 | 3 | -3 |



FORWARD

#31 TINA CHARLES

9TH SEASON | CONNECTICUT '10 | QUEENS, N.Y. | 6-4 | BORN DEC. 5, 1988

YEAR-BY-YEAR AVERAGES

| SEASON | TEAM | G | GS | MPG | FG% | 3P% | FT% | OREB | DREB | RPG | APG | SPG | BPG | TO | PF | PPG |
|--------|------|-----|-----|------|------|------|------|------|------|------|-----|-----|-----|-----|-----|------|
| 2010 | CON | 34 | 34 | 31.0 | .487 | .000 | .763 | 3.8 | 7.9 | 11.7 | 1.5 | 0.7 | 1.6 | 2.0 | 2.1 | 15.5 |
| 2011 | CON | 34 | 34 | 33.4 | .468 | .000 | .687 | 3.7 | 7.3 | 11.0 | 1.9 | 0.7 | 1.7 | 2.2 | 2.6 | 17.6 |
| 2012 | CON | 33 | 33 | 33.2 | .499 | .200 | .802 | 3.7 | 6.7 | 10.5 | 1.7 | 0.5 | 1.4 | 2.2 | 1.9 | 18.0 |
| 2013 | CON | 29 | 29 | 32.8 | .400 | .000 | .752 | 3.4 | 6.7 | 10.1 | 1.4 | 0.9 | 0.9 | 2.2 | 2.0 | 18.0 |
| 2014 | NYL | 34 | 34 | 32.9 | .462 | .000 | .752 | 2.6 | 6.8 | 9.4 | 2.2 | 1.2 | 0.8 | 2.2 | 1.7 | 17.4 |
| 2015 | NYL | 34 | 34 | 31.0 | .458 | .200 | .715 | 2.1 | 6.4 | 8.5 | 2.4 | 0.7 | 0.6 | 2.4 | 1.6 | 17.1 |
| 2016 | NYL | 32 | 32 | 33.7 | .439 | .347 | .812 | 2.3 | 7.6 | 9.9 | 3.8 | 0.8 | 0.7 | 1.9 | 1.5 | 21.5 |
| 2017 | NYL | 34 | 34 | 32.2 | 44.2 | 34.8 | 80.4 | 2.0 | 7.3 | 9.4 | 2.6 | 0.8 | 0.7 | 2.3 | 2.2 | 19.7 |
| Career | | 264 | 264 | 32.5 | 45.5 | 31.9 | 76.2 | 3.0 | 7.1 | 10.0 | 2.2 | 0.8 | 1.1 | 2.2 | 2.0 | 18.1 |

YEAR-BY-YEAR TOTALS

| SEASON | TEAM | G | GS | MIN | FGM-A | 3PM-A | FTM-A | OREB | DREB | REB | AST | STL | BLK | TO | PF | PTS |
|--------|------|-----|-----|------|-------------|----------|------------|------|------|------|-----|-----|-----|-----|-----|-----|
| 2010 | CON | 34 | 34 | 1054 | 206 - 423 | 0 - 1 | 116 - 152 | 129 | 269 | 398 | 51 | 25 | 57 | 71 | 72 | 528 |
| 2011 | CON | 34 | 34 | 1136 | 254 - 543 | 0 - 3 | 92 - 134 | 126 | 248 | 374 | 63 | 26 | 60 | 75 | 89 | 600 |
| 2012 | CON | 33 | 33 | 1096 | 250 - 501 | 1 - 5 | 93 - 116 | 123 | 222 | 345 | 57 | 17 | 47 | 74 | 64 | 594 |
| 2013 | CON | 29 | 29 | 951 | 218 - 545 | 0 - 3 | 85 - 113 | 98 | 195 | 293 | 42 | 27 | 28 | 64 | 57 | 521 |
| 2014 | NYL | 34 | 34 | 1119 | 236 - 511 | 0 - 0 | 118 - 157 | 89 | 231 | 320 | 74 | 44 | 30 | 77 | 57 | 590 |
| 2015 | NYL | 34 | 34 | 1053 | 243 - 531 | 1 - 5 | 93 - 130 | 72 | 216 | 288 | 83 | 24 | 23 | 82 | 56 | 580 |
| 2016 | NYL | 32 | 32 | 1077 | 273 - 622 | 17 - 49 | 125 - 154 | 74 | 243 | 317 | 121 | 27 | 25 | 63 | 48 | 688 |
| 2017 | NYL | 34 | 34 | 1095 | 262 - 593 | 24 - 69 | 123 - 153 | 69 | 249 | 318 | 87 | 28 | 24 | 80 | 74 | 671 |
| Career | | 264 | 264 | 8580 | 1942 - 4269 | 43 - 135 | 845 - 1109 | 780 | 1873 | 2653 | 578 | 218 | 294 | 586 | 517 | |

PLAYOFF YEAR-BY-YEAR AVERAGES

| SEASON | TEAM | G | GS | MPG | FG% | 3P% | FT% | OREB | DREB | RPG | APG | SPG | BPG | TO | PF | PPG |
|--------|------|----|----|------|------|------|-------|------|------|------|-----|-----|-----|-----|-----|------|
| 2011 | CON | 2 | 2 | 36.0 | .313 | .000 | .625 | 3.5 | 8.5 | 12.0 | 2.0 | 1.0 | 2.5 | 2.0 | 2.0 | 12.5 |
| 2012 | CON | 5 | 5 | 36.0 | .469 | .500 | .696 | 4.2 | 5.8 | 10.0 | 1.0 | 0.8 | 2.6 | 1.8 | 3.6 | 18.6 |
| 2015 | NYL | 6 | 6 | 38.3 | .434 | .500 | .789 | 2.0 | 6.7 | 8.7 | 4.0 | 0.1 | 0.6 | 2.0 | 2.3 | 20.3 |
| 2016 | NYL | 1 | 1 | 36.4 | .417 | .333 | 1.000 | 3.0 | 6.0 | 9.0 | 5.0 | 1.0 | 0.0 | 1.0 | 1.0 | 19.0 |
| 2017 | NYL | 1 | 1 | 36.2 | 47.1 | 50.0 | 50.0 | 1.0 | 5.0 | 6.0 | 1.0 | 0.0 | 0.0 | 2.0 | 3.0 | 18.0 |
| Career | | 15 | 15 | 37.0 | 43.2 | 44.4 | 75.0 | 2.9 | 6.5 | 9.4 | 2.6 | 0.5 | 1.5 | 1.9 | 2.7 | 18.5 |

PLAYOFF YEAR-BY-YEAR TOTALS

| SEASON | TEAM | G | GS | MIN | FGM-A | 3PM-A | FTM-A | OREB | DREB | REB | AST | STL | BLK | TO | PF | PTS |
|--------|------|----|----|-----|-----------|-------|---------|------|------|-----|-----|-----|-----|----|----|-----|
| 2011 | CON | 2 | 2 | 72 | 10 - 32 | 0 - 0 | 5 - 8 | 7 | 17 | 24 | 4 | 2 | 5 | 4 | 4 | 25 |
| 2012 | CON | 5 | 5 | 180 | 38 - 81 | 1 - 2 | 16 - 23 | 21 | 29 | 50 | 5 | 4 | 13 | 9 | 18 | 93 |
| 2015 | NYL | 6 | 6 | 230 | 53 - 122 | 1 - 2 | 15 - 19 | 12 | 40 | 52 | 24 | 1 | 4 | 12 | 14 | 122 |
| 2016 | NYL | 1 | 1 | 36 | 5 - 12 | 1 - 3 | 8 - 8 | 3 | 6 | 9 | 5 | 1 | 0 | 1 | 1 | 19 |
| 2017 | NYL | 1 | 1 | 36 | 8 - 17 | 1 - 2 | 1 - 2 | 1 | 5 | 6 | 1 | 0 | 0 | 2 | 3 | 18 |
| Career | | 15 | 15 | 555 | 114 - 264 | 4 - 9 | 45 - 60 | 44 | 97 | 141 | 39 | 8 | 22 | 28 | 40 | 277 |



FORWARD

#31 TINA CHARLES

9TH SEASON | CONNECTICUT '10 | QUEENS, N.Y. | 6-4 | BORN DEC. 5, 1988

CAREER TRANSACTIONS: Selected by the Connecticut Sun in the First Round of the 2010 WNBA Draft, first overall selection... Acquired from Connecticut in exchange for Kelsey Bone, Alyssa Thomas and 2015 first round draft pick on April 16, 2014... Re-signed with the Liberty on April 6, 2018.

CAREER HIGHLIGHTS:

- WNBA Most Valuable Player in 2012
- Five-time WNBA All-Star (2011, 2013, 2014, 2015, 2017)
- Named First Team All-WNBA 5 times (2011-12; 2015-17, and 1st player in Liberty franchise history to earn 1st Team honors for 3-straight seasons (2015-17)
- Named Second Team All-WNBA 3 times (2010, 2013-14)
- Received 1st Team WNBA All-Defensive Team honors for the 1st time in her career following the 2017 season
- Won a gold medal with Team USA at the 2012 Summer Olympic Games in London, and a second gold medal with Team USA at the 2016 Summer Olympic Games in Rio
- 11-time WNBA Eastern Conference Player of the Month (Last – Aug/Sept. 2017). Won WNBA record 4-straight Player of the Month awards in 2016.
- Named the Eastern Conference Player of the Week WNBA record 28 times in her career (Last – Sept. 4, 2017)
- Has 141 double-double performances in 264 career games, which ranks second in league history behind Lisa Leslie's 157
- Her 10.0 rebounds per game is the best rate in WNBA history and her 18.1 ppg scoring average ranks 8th all-time
- Became just the 3rd player in WNBA history to lead the league in scoring (21.5 ppg) and rebounding (9.9 rpg) in the same season in 2016.
- Led league in rebounding three-straight seasons (2010-12) and for a fourth time in 2016.
- Holds the 3rd and 4th highest single-season rebounding total in WNBA history (398 in 2010 and 374 in 2011)
- Became the fastest player in WNBA history to record 400, 500, 600 and 700 career rebounds
- First player in WNBA history to record three games with 20-points and 20-rebounds
- Has 10-career 30-point games, 7 of which have come with the Liberty (Last – 36 points vs. Dallas on June 2, 2017)
- Set WNBA record 23 double-doubles in a season in 2011
- New York Liberty all-time leading rebounder with 1,243 as a member of the Liberty
- Established rookie records for most rebounds in a game with 23 and double-doubles in a season with 22
- Unanimous choice for WNBA Rookie of the Year in 2010
- Selected as one of four finalists for the 2016 Sports Humanitarian of the Year Award.

2017: Started all 34 games for the Liberty, leading the team in scoring (19.7 ppg), rebounding (9.4 rpg), and 3-point field goal percentage (.348)... Finished the season ranked 3rd in the WNBA in scoring, 4th in rebounding, and 6th in minutes (32.2 mpg)... Named 1st Team All-WNBA for a 3rd-straight season... Named 1st Team WNBA All-Defensive for the 1st time in her career... Selected as Eastern Conference Player of the Month for July and August/September, increasing her league record to 11-career Player of the Month awards... Named Eastern Conference Player of the Week 7 times (6/5, 6/23, 7/24, 7/31, 8/21, 8/28, 9/4) establishing a new WNBA record by receiving the honor 28 times in her career... Recorded a new Liberty single-game record with 19 rebounds against Chicago, also breaking the franchise all-time rebounding mark in the same game... Received the WNBA Cares Community Assist Award for August 2017... Tallied 18 points and 6 rebounds in playoff game against Washington (9/10)... Recorded a double-double with 18 points and 18 rebounds, 1 shy of her season-high. Also had 3 assists and 1 steal in win at Dallas (9/3)... With her first basket of the game passed Chamique Holdscaw to hold 20th place in scoring all alone with 4,738 points. 10 of her 22 points came within the first 5 minutes of the game. Also collected 8 rebounds in home-win over Chicago (8/27)... Scored 20 points to tie with Chamique Holdscaw for 20th all-time in scoring at 4,716 points. Matched a season-high 3 steals. Pulled down 7 rebounds in home win over Washington (8/25)... Finished with a game-high 24 points and hauled in 7 rebounds in road-win over Connecticut (8/18)... Netted 21 points and pulled down 7 rebounds to move past DeLisha Milton-Jones for 6th place in WNBA history (8/13)... Led the Liberty with 26 points. Grabbed 7 rebounds and handed out a team-high 4 assists in win over Indiana (8/8)... Scored a game-high 25 points in a comeback win at Indiana. Collected 4 assists and 3 rebounds (7/28)... Managed her 10th double-double of the season with 24 points and 16 rebounds. Also dished out 2 assists and 1 block against Minnesota (7/25)... Poured in 28 points on 12-of-21 shooting against Connecticut. Also managed 17 rebounds, 2 short of her season high (7/19)... Scored 23 points with 1 assist in 33 minutes (7/14)... Scored 29 points for the second game in a row. Pulled down 8 rebounds and managed 2 take-aways at Phoenix (7/9)... Led the Liberty with 29 points and 12 rebounds. Also had 4 assists and 3 blocks against Seattle (7/6)... Finished with 21 points and 7 rebounds. Also had 5 assists and 3 blocks against Atlanta (7/2)... Led the team with a season-high 6 assists. Also scored 20 points and pulled down 11 rebounds to lead the Liberty in both categories against Connecticut (6/23)... Posted her 5th double-double of the year with 25 points and 10 rebounds in an overtime win at Dallas (6/16)... Recorded her 4th double-double of the season with 21 points, and 14 rebounds, 1 shy of her season-high, also had 3 assists against Seattle (6/11)... Scored 18 points, 17 of which came in the 1st half, and finished with a season-high 15 rebounds in win over Atlanta (6/7)... Finished with a career-high 36 points to for her 4th-straight game of 20-plus points, it was her 10th career 30-points game and 7th as a member of the Liberty, also had 10 rebounds and 3 assists in win over Dallas (6/2)... Scored the first 11 Liberty points over 5:23 of action and had 19 points in the 1st half, finished with 25 points to lead all scorers, also had 5 rebounds in game against Sparks (5/30)... Went 12-of-25 from the field, scoring a season-high 28 points at Seattle; scored 13 of her 28 points in the 1st 5:06 of the 3rd quarter and shot 8-of-10 in the period – also had 9 rebounds and 2 steals (5/26)... Earned her 1st double-double of the season with 22 points, 15 of which came during the 1st half, and 11 rebounds in a win at Phoenix (5/23).

PERSONAL: Full name is Tina Alexandria Charles... Daughter of Angella Holgate and Rawiston Charles... Majored in psychology... Consensus High School Player of the Year in 2006... Racked up 1,750 points, 1,224 rebounds, 440 assists and 432 blocks in three seasons at Christ The King... Awards in 2006 included Parade Magazine Player of the Year, Gatorade National Player of the Year, WBCA National Player of the Year, McDonald's Player of the Year, USA Today National Player of the Year and EA Sports National Player of the Year... Averaged 26.5 points, 14.8 rebounds, 5.5 assists, 5.2 blocks and 3.5 assists per game while leading Christ The King to a 30-0 record, a second straight state title, and a second straight No. 1 ranking in USA Today... As a junior in 2004-05, averaged 21.2 points, 13.8 rebounds and 6.2 blocks as Christ The King went 27-0, winning the state title while finishing No. 1 in the final USA Today poll... Charles led her junior varsity team to a 22-0 mark as a freshman... Off the court, Charles has earned great praise for her philanthropic endeavors... Has donated her entire WNBA salary to her Hopey's Heart foundation, which she founded in 2013 and has placed more than 260 AEDs worldwide... She paid \$32,000 to underwrite the construction of a school in Mali that opened in May of 2012, purchased a shipment of athletic shoes from Nike for girls and boys who attend Saint Jago High School in Spanish Town, St. Catherine, Jamaica, and donated \$7,275 to the Wes Leonard Heart Foundation, an organization that raises money to buy Automatic External Defibrillators (AEDs) for schools in Michigan... Charles also donated for the purchase of five AEDs to schools in New York and recently committed to funding five four-year full secondary-school scholarships for girls in Africa through Connect To Learn, a global initiative dedicated to helping educate children in impoverished areas.

TINA CHARLES - HOPEY'S HEART FOUNDATION

The Hopey's Heart Foundation was formed in memory of Tina Charles' late aunt Maureen "Hopey" Vaz, who died of multiple organ failure on March 9th, 2013. Hopey was known for having a very giving heart and when her own heart failed it was a tragic loss to her family and an eye-opener to Charles, who prior to the passing of her aunt, made a \$14,775 donation for ten Automated External Defibrillators (AED) to the New York Department of Education and the Wes Leonard Heart Team. The Hopey's Heart Foundation was founded to prevent Sudden Cardiac Arrest from claiming the lives of promising student athletes like Wes Leonard. It is committed to providing AEDs nationally for the prevention of heart and other injuries in student and amateur athletes through the provision of health education and medical equipment in schools, community and recreational centers. The Hopey's Heart Foundation is committed to improving sports safety and raising awareness of Sudden Cardiac Arrest throughout the country. Tina annually donates her entire WNBA salary to Hopey's Heart Foundation in order to place AEDs in areas of need.





FORWARD

#31 TINA CHARLES

9TH SEASON | CONNECTICUT '10 | QUEENS, N.Y. | 6-4 | BORN DEC. 5, 1988

| | PTS | FGM | FGA | 3FGM | 3FGA | FTM | FTA | OREB | DREB | REB | AST | STL | TO | BLK | MIN |
|----------|------------|------------|---------|--------------|--------------|---------|---------|---------|---------|--------------|---------|--------------|------------|--------------|---------|
| SEASON | 34 | 13 | 25 | 3 | 5 (3x) | 6 | 7 (2x) | 5 | 8 (3x) | 12 | 5 | 3 | 6 | 3 | 37 |
| | vs. DAL | vs. DAL | vs. PHO | vs. DAL | last vs. CON | vs. CON | vs. CON | vs. MIN | vs. CON | vs. MIN | vs. CON | vs. DAL | vs. DAL | vs. CON | vs. DAL |
| | 5/29/18 | 5/29/18 | 6/5/18 | 5/29/18 | 6/7/18 | 6/7/18 | 6/7/18 | 5/25/18 | 6/7/18 | 5/25/18 | 6/7/18 | 5/29/18 | 5/20/18 | 6/7/18 | 5/29/18 |
| CAREER | 36 | 14 (3x) | 27 | 3 (2x) | 5 (3x) | 19 | 24 | 9 | 17 | 23 (2x) | 10 | 7 | 8 | 8 | 46 |
| | vs. DAL | last @ CON | vs. PHO | last @ DAL | last vs. DAL | vs. PHO | vs. PHO | @ MIN | @ ATL | last vs. LAS | @ ATL | vs. ATL | last @ ATL | vs. WAS | @ CHI |
| | 6/2/17 | 8/14/15 | 6/26/16 | 9/11/16 | 5/29/18 | 6/29/13 | 6/29/13 | 8/3/10 | 7/7/10 | 6/28/11 | 6/22/16 | 5/24/16 | 6/17/12 | 8/8/10 | 6/23/11 |
| PLAYOFFS | 25 (2x) | 10 (4x) | 27 | 1 (4x) | 3 | 8 | 8 | 7 | 13 | 17 | 9 | 2 (2x) | 5 | 4 (2x) | 45 |
| | last @ IND | last @ IND | vs. WAS | last vs. WAS | vs. PHO | vs. PHO | vs. PHO | vs. IND | @ ATL | @ ATL | vs. IND | last vs. IND | vs. IND | last vs. IND | vs. WAS |
| | 9/27/15 | 9/27/15 | 9/18/15 | 9/10/17 | 9/24/16 | 9/24/16 | 9/24/16 | 10/5/12 | 9/18/11 | 9/18/11 | 9/23/15 | 10/5/12 | 9/29/15 | 10/5/12 | 9/18/15 |

2018 GAME-BY-GAME STATISTICS

PRESEASON

| Opponent | Date | MIN | FGM | FGA | FG% | 3PM | 3PA | 3P% | FTM | FTA | FT% | OR | DR | REB | AST | STL | BLK | TO | PF | PTS | +/- |
|-----------------|------|----------|-----|-----|------|-----|-----|------|-----|-----|-----|----|----|-----|-----|-----|-----|----|----|-----|-----|
| vs. Dallas | 5/7 | 7:25 | 2 | 4 | .500 | 1 | 2 | .500 | 2 | 2 | 100 | 0 | 4 | 4 | 0 | 1 | 0 | 1 | 0 | 7 | +1 |
| vs. Los Angeles | 5/8 | DNP-Head | | | | | | | | | | | | | | | | | | | |

REGULAR SEASON

| | | | | | | | | | | | | | | | | | | | | | |
|-----------------|------|-------|----|----|-------|---|---|-------|---|---|-------|---|---|----|---|---|---|---|---|----|-----|
| at Chicago | 5/20 | 30:10 | 8 | 20 | 0.400 | 1 | 4 | 0.250 | 2 | 3 | 0.667 | 1 | 3 | 4 | 0 | 2 | 0 | 3 | 3 | 19 | -16 |
| vs. Minnesota | 5/25 | 30:01 | 8 | 16 | 0.500 | 1 | 5 | 0.200 | 1 | 3 | 0.333 | 5 | 7 | 12 | 2 | 0 | 0 | 1 | 3 | 18 | -5 |
| vs. Dallas | 5/29 | 37:23 | 13 | 23 | 0.565 | 3 | 5 | 0.600 | 5 | 7 | 0.714 | 2 | 8 | 10 | 3 | 3 | 0 | 6 | 1 | 34 | 10 |
| @ Indiana | 6/2 | 36:39 | 9 | 22 | 0.409 | 0 | 4 | 0.000 | 5 | 5 | 1.000 | 2 | 8 | 10 | 2 | 0 | 2 | 4 | 4 | 23 | -1 |
| vs. Phoenix | 6/5 | 36:33 | 12 | 25 | 0.480 | 1 | 4 | 0.250 | 0 | 0 | 0.000 | 2 | 6 | 8 | 4 | 2 | 0 | 4 | 3 | 25 | -3 |
| vs. Connecticut | 6/7 | 37:10 | 9 | 18 | 0.500 | 0 | 5 | 0.000 | 6 | 7 | 0.857 | 1 | 8 | 9 | 5 | 0 | 3 | 2 | 1 | 24 | 0 |



FORWARD

#31 TINA CHARLES

9TH SEASON | CONNECTICUT '10 | QUEENS, N.Y. | 6-4 | BORN DEC. 5, 1988

CAREER TRANSACTIONS: Selected by the Connecticut Sun in the First Round of the 2010 WNBA Draft, first overall selection... Acquired from Connecticut in exchange for Kelsey Bone, Alyssa Thomas and 2015 first round draft pick on April 16, 2014... Re-signed with the Liberty on April 6, 2018.

CAREER HIGHLIGHTS:

- WNBA Most Valuable Player in 2012
- Five-time WNBA All-Star (2011, 2013, 2014, 2015, 2017)
- Named First Team All-WNBA 5 times (2011-12; 2015-17, and 1st player in Liberty franchise history to earn 1st Team honors for 3-straight seasons (2015-17)
- Named Second Team All-WNBA 3 times (2010, 2013-14)
- Received 1st Team WNBA All-Defensive Team honors for the 1st time in her career following the 2017 season
- Won a gold medal with Team USA at the 2012 Summer Olympic Games in London, and a second gold medal with Team USA at the 2016 Summer Olympic Games in Rio
- 11-time WNBA Eastern Conference Player of the Month (Last – Aug/Sept. 2017). Won WNBA record 4-straight Player of the Month awards in 2016.
- Named the Eastern Conference Player of the Week WNBA record 28 times in her career (Last – Sept. 4, 2017)
- Has 141 double-double performances in 264 career games, which ranks second in league history behind Lisa Leslie's 157
- Her 10.0 rebounds per game is the best rate in WNBA history and her 18.1 ppg scoring average ranks 8th all-time
- Became just the 3rd player in WNBA history to lead the league in scoring (21.5 ppg) and rebounding (9.9 rpg) in the same season in 2016.
- Led league in rebounding three-straight seasons (2010-12) and for a fourth time in 2016.
- Holds the 3rd and 4th highest single-season rebounding total in WNBA history (398 in 2010 and 374 in 2011)
- Became the fastest player in WNBA history to record 400, 500, 600 and 700 career rebounds
- First player in WNBA history to record three games with 20-points and 20-rebounds
- Has 10-career 30-point games, 7 of which have come with the Liberty (Last – 36 points vs. Dallas on June 2, 2017)
- Set WNBA record 23 double-doubles in a season in 2011
- New York Liberty all-time leading rebounder with 1,243 as a member of the Liberty
- Established rookie records for most rebounds in a game with 23 and double-doubles in a season with 22
- Unanimous choice for WNBA Rookie of the Year in 2010
- Selected as one of four finalists for the 2016 Sports Humanitarian of the Year Award.

2017: Started all 34 games for the Liberty, leading the team in scoring (19.7 ppg), rebounding (9.4 rpg), and 3-point field goal percentage (.348)... Finished the season ranked 3rd in the WNBA in scoring, 4th in rebounding, and 6th in minutes (32.2 mpg)... Named 1st Team All-WNBA for a 3rd-straight season... Named 1st Team WNBA All-Defensive for the 1st time in her career... Selected as Eastern Conference Player of the Month for July and August/September, increasing her league record to 11-career Player of the Month awards... Named Eastern Conference Player of the Week 7 times (6/5, 6/23, 7/24, 7/31, 8/21, 8/28, 9/4) establishing a new WNBA record by receiving the honor 28 times in her career... Recorded a new Liberty single-game record with 19 rebounds against Chicago, also breaking the franchise all-time rebounding mark in the same game... Received the WNBA Cares Community Assist Award for August 2017... Tallied 18 points and 6 rebounds in playoff game against Washington (9/10)... Recorded a double-double with 18 points and 18 rebounds, 1 shy of her season-high. Also had 3 assists and 1 steal in win at Dallas (9/3)... With her first basket of the game passed Chamique Holdsclaw to hold 20th place in scoring all alone with 4,738 points. 10 of her 22 points came within the first 5 minutes of the game. Also collected 8 rebounds in home-win over Chicago (8/27)... Scored 20 points to tie with Chamique Holdsclaw for 20th all-time in scoring at 4,716 points. Matched a season-high 3 steals. Pulled down 7 rebounds in home win over Washington (8/25)... Finished with a game-high 24 points and hauled in 7 rebounds in road-win over Connecticut (8/18)... Netted 21 points and pulled down 7 rebounds to move past DeLisha Milton-Jones for 6th place in WNBA history (8/13)... Led the Liberty with 26 points. Grabbed 7 rebounds and handed out a team-high 4 assists in win over Indiana (8/8)... Scored a game-high 25 points in a comeback win at Indiana. Collected 4 assists and 3 rebounds (7/28)... Managed her 10th double-double of the season with 24 points and 16 rebounds. Also dished out 2 assists and 1 block against Minnesota (7/25)... Poured in 28 points on 12-of-21 shooting against Connecticut. Also managed 17 rebounds, 2 short of her season high (7/19)... Scored 23 points with 1 assist in 33 minutes (7/14)... Scored 29 points for the second game in a row. Pulled down 8 rebounds and managed 2 take-aways at Phoenix (7/9)... Led the Liberty with 29 points and 12 rebounds. Also had 4 assists and 3 blocks against Seattle (7/6)... Finished with 21 points and 7 rebounds. Also had 5 assists and 3 blocks against Atlanta (7/2)... Led the team with a season-high 6 assists. Also scored 20 points and pulled down 11 rebounds to lead the Liberty in both categories against Connecticut (6/23)... Posted her 5th double-double of the year with 25 points and 10 rebounds in an overtime win at Dallas (6/16)... Recorded her 4th double-double of the season with 21 points, and 14 rebounds, 1 shy of her season-high, also had 3 assists against Seattle (6/11)... Scored 18 points, 17 of which came in the 1st half, and finished with a season-high 15 rebounds in win over Atlanta (6/7)... Finished with a career-high 36 points to for her 4th-straight game of 20-plus points, it was her 10th career 30-points game and 7th as a member of the Liberty, also had 10 rebounds and 3 assists in win over Dallas (6/2)... Scored the first 11 Liberty points over 5:23 of action and had 19 points in the 1st half, finished with 25 points to lead all scorers, also had 5 rebounds in game against Sparks (5/30)... Went 12-of-25 from the field, scoring a season-high 28 points at Seattle; scored 13 of her 28 points in the 1st 5:06 of the 3rd quarter and shot 8-of-10 in the period – also had 9 rebounds and 2 steals (5/26)... Earned her 1st double-double of the season with 22 points, 15 of which came during the 1st half, and 11 rebounds in a win at Phoenix (5/23).

PERSONAL: Full name is Tina Alexandria Charles... Daughter of Angella Holgate and Rawiston Charles... Majored in psychology... Consensus High School Player of the Year in 2006... Racked up 1,750 points, 1,224 rebounds, 440 assists and 432 blocks in three seasons at Christ The King... Awards in 2006 included Parade Magazine Player of the Year, Gatorade National Player of the Year, WBCA National Player of the Year, McDonald's Player of the Year, USA Today National Player of the Year and EA Sports National Player of the Year... Averaged 26.5 points, 14.8 rebounds, 5.5 assists, 5.2 blocks and 3.5 assists per game while leading Christ The King to a 30-0 record, a second straight state title, and a second straight No. 1 ranking in USA Today... As a junior in 2004-05, averaged 21.2 points, 13.8 rebounds and 6.2 blocks as Christ The King went 27-0, winning the state title while finishing No. 1 in the final USA Today poll... Charles led her junior varsity team to a 22-0 mark as a freshman... Off the court, Charles has earned great praise for her philanthropic endeavors... Has donated her entire WNBA salary to her Hopey's Heart foundation, which she founded in 2013 and has placed more than 260 AED's worldwide... She paid \$32,000 to underwrite the construction of a school in Mali that opened in May of 2012, purchased a shipment of athletic shoes from Nike for girls and boys who attend Saint Jago High School in Spanish Town, St. Catherine, Jamaica, and donated \$7,275 to the Wes Leonard Heart Foundation, an organization that raises money to buy Automatic External Defibrillators (AEDs) for schools in Michigan... Charles also donated for the purchase of five AEDs to schools in New York and recently committed to funding five four-year full secondary-school scholarships for girls in Africa through Connect To Learn, a global initiative dedicated to helping educate children in impoverished areas.



FORWARD

#0 MARISSA COLEMAN

10TH SEASON | MARYLAND '09 | PORTLAND, OR. | 6-1 | BORN JANUARY 4, 1987

YEAR-BY-YEAR AVERAGES

| SEASON | TEAM | G | GS | MPG | FG% | 3P% | FT% | OREB | DREB | RPG | APG | SPG | BPG | TO | PF | PPG |
|--------|------|-----|-----|------|------|------|------|------|------|-----|-----|-----|-----|-----|-----|------|
| 2009 | WAS | 28 | 0 | 18.8 | 34.0 | 36.3 | 75.6 | 0.8 | 1.9 | 2.7 | 0.8 | 0.7 | 0.3 | 1.2 | 1.6 | 6.1 |
| 2010 | WAS | 34 | 1 | 19.5 | 39.7 | 40.2 | 75.6 | 0.7 | 2.6 | 3.3 | 1.5 | 0.8 | 0.3 | 1.2 | 2.0 | 6.5 |
| 2011 | WAS | 34 | 28 | 27.0 | 38.5 | 36.8 | 67.6 | 1.4 | 3.5 | 4.8 | 1.4 | 0.7 | 0.4 | 1.5 | 2.4 | 8.6 |
| 2012 | LAS | 34 | 2 | 16.1 | 31.9 | 25.5 | 90.0 | 0.7 | 1.9 | 2.6 | 1.1 | 0.6 | 0.2 | 0.7 | 1.3 | 3.1 |
| 2013 | LAS | 34 | 3 | 17.5 | 43.0 | 40.0 | 63.6 | 0.9 | 2.0 | 2.9 | 1.0 | 0.7 | 0.1 | 0.9 | 1.3 | 4.6 |
| 2014 | IND | 34 | 32 | 24.0 | 39.1 | 38.1 | 81.7 | 0.8 | 2.5 | 3.3 | 1.1 | 0.7 | 0.3 | 1.1 | 2.0 | 8.9 |
| 2015 | IND | 34 | 34 | 24.8 | 38.4 | 33.6 | 74.7 | 1.0 | 2.6 | 3.5 | 1.6 | 1.2 | 0.2 | 1.8 | 1.9 | 10.4 |
| 2016 | IND | 32 | 21 | 24.4 | 34.6 | 26.8 | 75.3 | 0.7 | 2.6 | 3.3 | 2.0 | 0.9 | 0.2 | 1.7 | 2.1 | 8.3 |
| 2017 | IND | 34 | 23 | 18.7 | 32.7 | 32.2 | 83.3 | 0.2 | 1.8 | 2.0 | 1.0 | 0.2 | 0.1 | 1.1 | 1.2 | 4.9 |
| Career | | 298 | 144 | 21.2 | 37.2 | 34.5 | 75.9 | 0.8 | 2.4 | 3.2 | 1.3 | 0.8 | 0.2 | 1.3 | 1.7 | 6.9 |

YEAR-BY-YEAR TOTALS

| SEASON | TEAM | G | GS | MIN | FGM-A | 3PM-A | FTM-A | OREB | DREB | REB | AST | STL | BLK | TO | PF | PTS |
|--------|------|-----|-----|------|------------|-----------|-----------|------|------|-----|-----|-----|-----|-----|-----|------|
| 2009 | WAS | 28 | 0 | 525 | 54 - 159 | 29 - 80 | 34 - 45 | 22 | 54 | 76 | 22 | 20 | 9 | 34 | 44 | 171 |
| 2010 | WAS | 34 | 1 | 663 | 75 - 189 | 41 - 102 | 31 - 41 | 25 | 87 | 112 | 50 | 29 | 12 | 42 | 67 | 222 |
| 2011 | WAS | 34 | 28 | 918 | 107 - 278 | 53 - 144 | 25 - 37 | 46 | 118 | 164 | 47 | 24 | 14 | 54 | 80 | 292 |
| 2012 | LAS | 34 | 2 | 548 | 37 - 116 | 14 - 55 | 18 - 20 | 24 | 63 | 87 | 36 | 21 | 8 | 24 | 44 | 106 |
| 2013 | LAS | 34 | 3 | 595 | 58 - 135 | 20 - 50 | 21 - 33 | 32 | 68 | 100 | 34 | 24 | 5 | 31 | 43 | 157 |
| 2014 | IND | 34 | 32 | 815 | 106 - 271 | 43 - 113 | 49 - 60 | 28 | 84 | 112 | 37 | 27 | 11 | 40 | 68 | 304 |
| 2015 | IND | 34 | 34 | 842 | 127 - 331 | 42 - 125 | 59 - 79 | 33 | 87 | 120 | 54 | 42 | 10 | 63 | 65 | 355 |
| 2016 | IND | 32 | 21 | 781 | 85 - 246 | 33 - 123 | 64 - 85 | 23 | 82 | 105 | 63 | 29 | 9 | 56 | 67 | 267 |
| 2017 | IND | 34 | 23 | 636 | 55 - 168 | 28 - 87 | 30 - 36 | 8 | 61 | 69 | 34 | 10 | 5 | 39 | 41 | 168 |
| Career | | 298 | 144 | 6324 | 704 - 1893 | 303 - 879 | 331 - 436 | 241 | 704 | 945 | 377 | 226 | 83 | 383 | 519 | 2042 |

PLAYOFF YEAR-BY-YEAR AVERAGES

| SEASON | TEAM | G | GS | MPG | FG% | 3P% | FT% | OREB | DREB | RPG | APG | SPG | BPG | TO | PF | PPG |
|--------|------|----|----|------|------|------|------|------|------|-----|-----|-----|-----|-----|-----|------|
| 2009 | WAS | 2 | 0 | 26.5 | 31.6 | 50.0 | 100 | 1.5 | 3.5 | 5.0 | 1.5 | 2.0 | 2.0 | 3.5 | 1.5 | 10.5 |
| 2010 | WAS | 2 | 0 | 25.0 | 40.0 | 30.0 | 80.0 | 1.0 | 3.0 | 4.0 | 1.0 | 1.0 | 0.0 | 0.5 | 3.0 | 13.5 |
| 2012 | LAS | 4 | 0 | 7.8 | 33.3 | 33.3 | 100 | 0.3 | 0.5 | 0.8 | 0.3 | 0.2 | 0.0 | 0.0 | 0.5 | 2.0 |
| 2013 | LAS | 3 | 0 | 16.8 | 27.3 | 0.0 | 66.7 | 0.3 | 1.0 | 1.3 | 1.0 | 1.3 | 0.3 | 1.6 | 0.3 | 3.3 |
| 2014 | IND | 5 | 5 | 22.9 | 41.0 | 33.3 | 50.0 | 1.0 | 2.2 | 3.2 | 0.0 | 1.0 | 0.0 | 1.0 | 2.4 | 8.2 |
| 2015 | IND | 11 | 11 | 29.0 | 40.3 | 41.2 | 70.0 | 0.5 | 1.9 | 2.5 | 0.9 | 1.0 | 0.3 | 0.9 | 2.1 | 11.9 |
| 2016 | IND | 1 | 1 | 28.7 | 44.4 | 40.0 | 100 | 0.0 | 2.0 | 2.0 | 1.0 | 1.0 | 0.0 | 1.0 | 6.0 | 13.0 |
| Career | | 28 | 17 | 23.1 | 39.0 | 37.1 | 76.0 | 0.6 | 1.9 | 2.5 | 0.7 | 1.0 | 0.3 | 1.0 | 1.9 | 9.0 |

PLAYOFF YEAR-BY-YEAR TOTALS

| SEASON | TEAM | G | GS | MIN | FGM-A | 3PM-A | FTM-A | OREB | DREB | REB | AST | STL | BLK | TO | PF | PTS |
|--------|------|----|----|-----|----------|----------|---------|------|------|-----|-----|-----|-----|----|----|-----|
| 2009 | WAS | 2 | 0 | 53 | 6 - 19 | 4 - 8 | 5 - 5 | 3 | 7 | 10 | 3 | 4 | 4 | 7 | 3 | 21 |
| 2010 | WAS | 2 | 0 | 50 | 8 - 20 | 3 - 10 | 8 - 10 | 2 | 6 | 8 | 2 | 2 | 0 | 1 | 6 | 27 |
| 2012 | LAS | 4 | 0 | 31 | 2 - 6 | 2 - 6 | 2 - 2 | 1 | 2 | 3 | 1 | 1 | 0 | 0 | 2 | 8 |
| 2013 | LAS | 3 | 0 | 50 | 3 - 11 | 0 - 4 | 4 - 6 | 1 | 3 | 4 | 3 | 4 | 1 | 5 | 1 | 10 |
| 2014 | IND | 5 | 5 | 115 | 16 - 39 | 7 - 21 | 2 - 4 | 5 | 11 | 16 | 0 | 5 | 0 | 5 | 12 | 41 |
| 2015 | IND | 11 | 11 | 319 | 48 - 119 | 21 - 51 | 14 - 20 | 6 | 21 | 27 | 10 | 12 | 4 | 10 | 23 | 131 |
| 2016 | IND | 1 | 1 | 29 | 4 - 9 | 2 - 5 | 3 - 3 | 0 | 2 | 2 | 1 | 1 | 0 | 1 | 6 | 13 |
| Career | | 28 | 17 | 647 | 87 - 223 | 39 - 105 | 38 - 50 | 18 | 52 | 70 | 20 | 29 | 9 | 29 | 53 | 251 |



FORWARD

#0 MARISSA COLEMAN

10TH SEASON | MARYLAND '09 | PORTLAND, OR. | 6-1 | BORN JANUARY 4, 1987

| | PTS | FGM | FGA | 3FGM | 3FGA | FTM | FTA | OREB | DREB | REB | AST | STL | TO | BLK | MIN |
|----------|---------|--------------|---------|--------------|---------|---------|---------|--------------|--------------|--------------|--------------|--------------|--------------|------------|---------|
| SEASON | 12 | 5 (2x) | 12 | 2 (3x) | 5 | 2 | 2 | 3 | 5 | 7 | 3 (2x) | 4 | 2 | 1 | 32 |
| | vs. DAL | last vs. CON | vs. CON | last vs. PHO | vs. CON | @ CHI | @ CHI | vs. PHO | vs. CON | vs. CON | last vs. CON | last vs. DAL | last vs. CON | vs. DAL | vs. DAL |
| | 5/29/18 | 6/7/18 | 6/7/18 | 6/5/18 | 6/7/18 | 5/20/18 | 5/20/18 | 6/5/18 | 6/7/18 | 6/7/18 | 6/7/18 | 5/29/18 | 6/7/18 | 5/29/18 | 5/29/18 |
| CAREER | 33 | 12 (2x) | 25 | 6 (2x) | 11 | 12 | 13 | 4 (2x) | 7 (3x) | 9 (2x) | 9 (2x) | 6 (2x) | 6 (2x) | 2 (4x) | 41 |
| | @ ATL | last @ ATL | @ ATL | last @ PHO | @ CHI | @ CON | @ CON | last vs. LAS | last @ PHO | last @ PHO | last @ ATL | last @ CON | last @ ATL | last @ ATL | @ MIN |
| | 6/02/12 | 6/02/12 | 6/02/16 | 5/27/13 | 9/11/13 | 8/05/14 | 8/05/14 | 8/13/17 | 7/9/17 | 7/9/17 | 7/2/17 | 8/14/15 | 6/02/12 | 7/2/17 | 8/11/13 |
| PLAYOFFS | 5 | 2 | 7 | | 2 | 1 | 2 | 1 (2x) | 2 (2x) | 3 (2x) | 5 | 2 | 1 | | 25 |
| | @ IND | @ IND | @ IND | -- | @ IND | @ IND | @ IND | last vs. IND | last vs. IND | last vs. IND | vs. IND | @ IND | @ IND | -- | @ IND |
| | 8/21/14 | 8/21/14 | 8/21/14 | | 8/21/14 | 8/21/14 | 8/21/14 | 8/23/14 | 8/23/14 | 8/23/14 | 8/23/14 | 8/21/14 | 8/21/14 | | 8/21/14 |

2018 GAME-BY-GAME STATISTICS

PRESEASON

| Opponent | Date | MIN | FGM | FGA | FG% | 3PM | 3PA | 3P% | FTM | FTA | FT% | OR | DR | REB | AST | STL | BLK | TO | PF | PTS | +/- |
|-----------------|------|-------|-----|-----|------|-----|-----|------|-----|-----|-----|----|----|-----|-----|-----|-----|----|----|-----|-----|
| vs. Dallas | 5/7 | 6:33 | 6 | 12 | .500 | 2 | 4 | .500 | 0 | 0 | - | 0 | 2 | 2 | 0 | 1 | 0 | 1 | 0 | 14 | 2 |
| vs. Los Angeles | 5/8 | 28:54 | 5 | 10 | .500 | 2 | 3 | .667 | 2 | 2 | 1.0 | 3 | 1 | 4 | 3 | 0 | 1 | 1 | 1 | 14 | 17 |

REGULAR SEASON

| | | | | | | | | | | | | | | | | | | | | | |
|-----------------|------|-------|---|----|-------|---|---|-------|---|---|-------|---|---|---|---|---|---|---|---|----|----|
| at Chicago | 5/20 | 23:08 | 2 | 8 | 0.250 | 2 | 3 | 0.667 | 2 | 2 | 1.000 | 1 | 3 | 4 | 3 | 2 | 0 | 1 | 2 | 8 | -5 |
| vs. Minnesota | 5/25 | 25:27 | 4 | 9 | 0.444 | 0 | 3 | 0.000 | 0 | 0 | 0.000 | 1 | 0 | 1 | 1 | 0 | 0 | 1 | 1 | 8 | 1 |
| vs. Dallas | 5/29 | 32:09 | 5 | 7 | 0.714 | 2 | 4 | 0.500 | 0 | 0 | 0.000 | 1 | 3 | 4 | 2 | 4 | 1 | 1 | 1 | 12 | -3 |
| @ Indiana | 6/2 | 27:28 | 1 | 5 | 0.200 | 0 | 1 | 0.000 | 0 | 0 | 0.000 | 0 | 2 | 2 | 1 | 0 | 0 | 1 | 2 | 2 | -3 |
| vs. Phoenix | 6/5 | 21:25 | 3 | 5 | 0.600 | 2 | 4 | 0.500 | 0 | 0 | 0.000 | 3 | 2 | 5 | 2 | 0 | 0 | 0 | 1 | 8 | -4 |
| vs. Connecticut | 6/7 | 28:05 | 5 | 12 | 0.417 | 1 | 5 | 0.200 | 0 | 0 | 0.000 | 2 | 5 | 7 | 3 | 1 | 0 | 2 | 0 | 11 | 7 |



FORWARD

#0 MARISSA COLEMAN

10TH SEASON | MARYLAND '09 | PORTLAND, OR. | 6-1 | BORN JANUARY 4, 1987

CAREER TRANSACTIONS: Selected by the Washington Mystics in the First Round of the 2009 WNBA Draft, second overall selection... Traded to Los Angeles, February, 1 2012, in exchange for Noelle Quinn... Signed as a free agent by Indiana, March 29, 2014... Signed a contract extension with Indiana, September 14, 2016... Waived by Indiana April 25, 2018... Signed as a free agent by New York, May 1, 2018.

CAREER HIGHLIGHTS:

- Nine-year WNBA veteran and former No. 2 draft pick
- Eclipsed 2,000 career points during 2017 season
- 2015 WNBA All-Star
- Twice matched Fever playoff record with 5 3FGs during 2015 playoffs
- WNBA Finals in 2015 with Indiana

2017: Coleman averaged 4.9 points per game and reached double-figure scoring four times... she scored 19 points with five 3-pointers in a home win over defending champion Los Angeles, 5/24... she scored a season-high 20 points with a career-high six 3-pointers against Washington, 8/20... she became the 11th player to score 1,000 career points in Fever uniform at Chicago, 6/28, and eclipsed the 2,000-point mark of her career at Connecticut, 7/30.

PERSONAL: The daughter of Joni and Tony Coleman... she has a sister, Tonya, and a brother, Anthony... a lifelong resident of the Washington, D.C. area, she played at the University of Maryland following a prep career in the District... she was drafted by the Mystics and played her first two pro seasons in Washington... in November 2016, she opened a Mellow Mushroom pizza restaurant in nearby Roanoke, Va., with her former L.A. Sparks teammate Alana Beard... she chose Maryland over Duke, Connecticut, Tennessee and Florida... at St. John's College High School in the District of Columbia, she was a McDonald's and WBCA All-American, playing in both senior all-star games... she led all scorers with 19 points in the McDonald's game and was selected the East's MVP in the WBCA game... she also was a first team Parade All-American... Coleman was named first team All-USA by USA Today and was the Washington Post High School Player of the Year... she earned first team All-Met honors in her final two seasons... she was the 2004 and 2005 Washington D.C. Gatorade Player of the Year, leading the Cadets to a 59-9 record in her final two years... she led her squad to the Washington Catholic Athletic Conference title game every year, capturing the title in 2002 and 2004... she left the school with career records for points (2,057) and rebounds (1,750)... she averaged 21 points, 10 rebounds, three assists and two steals a game as a senior.



GUARD

#8 BRIA HARTLEY

5TH SEASON | CONNECTICUT '14 | NORTH BABYLON, N.Y. | 5-8 | BORN SEPTEMBER 30, 1992

YEAR-BY-YEAR AVERAGES

| SEASON | TEAM | G | GS | MPG | FG% | 3P% | FT% | OREB | DREB | RPG | APG | SPG | BPG | TO | PF | PPG |
|--------|------|-----|----|------|------|------|------|------|------|-----|-----|-----|-----|-----|-----|-----|
| 2014 | WAS | 34 | 29 | 27.1 | 38.0 | 32.7 | 78.0 | 0.6 | 1.6 | 2.1 | 3.1 | 0.7 | 0.0 | 2.5 | 1.8 | 9.7 |
| 2015 | WAS | 25 | 0 | 12.3 | 30.4 | 23.9 | 76.5 | 0.2 | 1.0 | 1.2 | 1.6 | 0.4 | 0.0 | 0.8 | 0.9 | 4.2 |
| 2016 | WAS | 24 | 5 | 16.9 | 37.6 | 36.2 | 80.0 | 0.4 | 1.6 | 2.0 | 2.3 | 0.4 | 0.0 | 1.4 | 1.8 | 6.5 |
| 2017 | NYL | 34 | 24 | 21.4 | 41.6 | 34.5 | 74.4 | 0.3 | 1.8 | 2.1 | 2.1 | 0.5 | 0.1 | 1.4 | 1.6 | 7.8 |
| Career | | 117 | 58 | 20.2 | 37.9 | 32.7 | 77.5 | 0.4 | 1.5 | 1.9 | 2.3 | 0.6 | 0.0 | 1.6 | 1.6 | 7.3 |

YEAR-BY-YEAR TOTAL

| SEASON | TEAM | G | GS | MIN | FGM-A | 3PM-A | FTM-A | OREB | DREB | REB | AST | STL | BLK | TO | PF | PTS |
|--------|------|-----|----|------|-----------|-----------|-----------|------|------|-----|-----|-----|-----|-----|-----|-----|
| 2014 | WAS | 34 | 29 | 921 | 116 - 305 | 33 - 101 | 64 - 82 | 19 | 53 | 72 | 105 | 24 | 2 | 85 | 60 | 329 |
| 2015 | WAS | 25 | 0 | 306 | 34 - 112 | 11 - 46 | 26 - 34 | 4 | 26 | 30 | 41 | 12 | 1 | 21 | 23 | 105 |
| 2016 | WAS | 24 | 5 | 406 | 50 - 133 | 21 - 58 | 36 - 45 | 9 | 38 | 47 | 54 | 10 | 0 | 35 | 44 | 157 |
| 2017 | NYL | 34 | 24 | 727 | 99 - 238 | 38 - 110 | 29 - 39 | 10 | 61 | 71 | 70 | 19 | 5 | 49 | 55 | 265 |
| Career | | 117 | 58 | 2361 | 299 - 788 | 103 - 315 | 155 - 200 | 42 | 178 | 220 | 270 | 65 | 8 | 190 | 182 | 856 |

PLAYOFF YEAR-BY-YEAR AVERAGES

| SEASON | TEAM | G | GS | MPG | FG% | 3P% | FT% | OREB | DREB | RPG | APG | SPG | BPG | TO | PF | PTS |
|--------|------|---|----|------|------|------|------|------|------|-----|-----|-----|-----|-----|-----|------|
| 2014 | WAS | 2 | 2 | 20.4 | 33.3 | 0.0 | 50.0 | 1.0 | 2.0 | 3.0 | 4.5 | 1.0 | 0.0 | 0.5 | 4.0 | 3.5 |
| 2015 | WAS | 1 | 0 | 6.0 | 0.0 | 0.0 | 0.0 | 0.0 | 1.0 | 1.0 | 1.0 | 0.0 | 0.0 | 0.0 | 1.0 | 0.0 |
| 2017 | NYL | 1 | 1 | 29.5 | 60.0 | 40.0 | 100 | 0.0 | 2.0 | 2.0 | 5.0 | 1.0 | 0.0 | 5.0 | 4.0 | 15.0 |
| Career | | 4 | 3 | 19.1 | 42.9 | 25.0 | 66.7 | 0.5 | 1.8 | 2.3 | 3.8 | 0.8 | 0.0 | 1.5 | 3.3 | 5.5 |

PLAYOFF YEAR-BY-YEAR TOTALS

| SEASON | TEAM | G | GS | MPG | FG% | 3P% | FT% | OREB | DREB | RPG | APG | SPG | BPG | TO | PF | PTS |
|--------|------|---|----|-----|--------|-------|-------|------|------|-----|-----|-----|-----|----|----|-----|
| 2014 | WAS | 2 | 2 | 41 | 3 - 9 | 0 - 2 | 1 - 2 | 2 | 4 | 6 | 9 | 2 | 0 | 1 | 8 | 7 |
| 2015 | WAS | 1 | 0 | 6 | 0 - 2 | 0 - 1 | 0 - 0 | 0 | 1 | 1 | 1 | 0 | 0 | 0 | 1 | 0 |
| 2017 | NYL | 1 | 1 | 29 | 6 - 10 | 2 - 5 | 1 - 1 | 0 | 2 | 2 | 5 | 1 | 0 | 5 | 4 | 15 |
| Career | | 4 | 3 | 76 | 9 - 21 | 2 - 8 | 2 - 3 | 2 | 7 | 9 | 15 | 3 | 0 | 6 | 13 | 22 |



GUARD

#8 BRIA HARTLEY

5TH SEASON | CONNECTICUT '14 | NORTH BABYLON, N.Y. | 5-8 | BORN SEPTEMBER 30, 1992

| | PTS | FGM | FGA | 3FGM | 3FGA | FTM | FTA | OREB | DREB | REB | AST | STL | TO | BLK | MIN |
|----------|---------|---------|---------|-------------|--------------|--------------|--------------|--------------|--------------|--------------|--------------|---------|-----------|---------|-----------|
| SEASON | 18 | 7 | 13 | 4 | 8 | 1 (3x) | 2 (3x) | 3 | 2 (2x) | 5 | 6 (2x) | 2 | 3 (2x) | | 33 |
| | vs. PHO | vs. PHO | vs. PHO | vs. PHO | vs. PHO | last vs. CON | last vs. CON | @ IND | last @ IND | @ IND | last vs. DAL | vs. PHO | vs. PHO | -- | vs. PHO |
| | 6/5/18 | 6/5/18 | 6/5/18 | 6/5/18 | 6/5/18 | 6/7/18 | 6/7/18 | 6/2/18 | 6/2/18 | 6/2/18 | 5/29/18 | 6/5/18 | 6/5/18 | | 6/5/18 |
| CAREER | 26 | 11 | 16 | 4 (3x) | 8 (2x) | 6 (3x) | 8 | 3 | 5 (3x) | 6 (2x) | 7 | 4 | 5 (4x) | 2 | 39 (2x) |
| | @ SEA | @ SEA | @ SEA | last vs. NY | last vs. PHO | last @ CT | @ CHI | vs. IND | last @ WAS | last @ CT | vs. LA | @ ATL | last @ CT | vs. DAL | last @ CT |
| | 6/22/14 | 6/22/14 | 6/22/14 | 5/14/16 | 6/5/17 | 6/14/16 | 7/09/14 | 6/06/14 | 6/29/17 | 5/21/16 | 5/20/16 | 6/18/14 | 5/21/16 | 6/02/17 | 5/21/16 |
| PLAYOFFS | 15 | 6 | 10 | 2 | 5 | 1 (2x) | 2 | 1 (2x) | 2 (3x) | 3 (2x) | 5 (2x) | 2 | 5 | | 29 |
| | vs. WAS | vs. WAS | vs. WAS | vs. WAS | vs. WAS | last vs. WAS | @ IND | last vs. IND | last vs. WAS | last vs. IND | last vs. WAS | @ IND | vs. WAS | -- | vs. WAS |
| | 9/10/17 | 9/10/17 | 9/10/17 | 9/10/17 | 9/10/17 | 9/10/17 | 8/21/14 | 8/23/14 | 9/10/17 | 8/23/14 | 9/10/17 | 8/21/14 | 9/10/17 | | 9/10/17 |

2018 GAME-BY-GAME STATISTICS

PRESEASON

| Opponent | Date | MIN | FGM | FGA | FG% | 3PM | 3PA | 3P% | FTM | FTA | FT% | OR | DR | REB | AST | STL | BLK | TO | PF | PTS | +/- |
|-----------------|------|-----|--------------|-----|-----|-----|-----|-----|-----|-----|-----|----|----|-----|-----|-----|-----|----|----|-----|-----|
| vs. Dallas | 5/7 | | NWT - Turkey | | | | | | | | | | | | | | | | | | |
| vs. Los Angeles | 5/8 | | NWT - Turkey | | | | | | | | | | | | | | | | | | |

REGULAR SEASON

| | | | | | | | | | | | | | | | | | | | | | |
|-----------------|------|-------|---|----|-------|---|---|-------|---|---|-------|---|---|---|---|---|---|---|---|----|----|
| at Chicago | 5/20 | 31:33 | 3 | 10 | 0.300 | 1 | 3 | 0.333 | 1 | 2 | 0.500 | 1 | 2 | 3 | 6 | 0 | 0 | 1 | 1 | 8 | -4 |
| vs. Minnesota | 5/25 | 22:38 | 2 | 10 | 0.200 | 0 | 2 | 0.000 | 0 | 0 | 0.000 | 1 | 1 | 2 | 3 | 1 | 0 | 0 | 3 | 4 | -5 |
| vs. Dallas | 5/29 | 24:07 | 3 | 5 | 0.600 | 1 | 2 | 0.500 | 0 | 0 | 0.000 | 0 | 0 | 0 | 6 | 0 | 0 | 1 | 5 | 7 | -6 |
| @ Indiana | 6/2 | 30:46 | 3 | 6 | 0.500 | 0 | 1 | 0.000 | 1 | 1 | 1.000 | 3 | 2 | 5 | 4 | 0 | 0 | 3 | 1 | 7 | 7 |
| vs. Phoenix | 6/5 | 33:33 | 7 | 13 | 0.538 | 4 | 8 | 0.500 | 0 | 2 | 0.000 | 2 | 1 | 3 | 5 | 2 | 0 | 3 | 1 | 18 | -2 |
| vs. Connecticut | 6/7 | 28:43 | 3 | 4 | 0.750 | 2 | 3 | 0.667 | 1 | 2 | 0.500 | 2 | 1 | 3 | 5 | 0 | 0 | 1 | 3 | 9 | 1 |



GUARD

#8 BRIA HARTLEY

5TH SEASON | CONNECTICUT '14 | NORTH BABYLON, N.Y. | 5-8 | BORN SEPTEMBER 30, 1992

CAREER TRANSACTIONS: Drafted No. 7 overall by the Seattle Storm in the 2014 WNBA Draft... Traded to the Washington Mystics on April 14, 2014... Traded to the New York Liberty on January 30, 2017 along with center Kia Vaughn in exchange for center Carolyn Swords... Re-signed with the Liberty as a restricted free agent on Feb. 9, 2018.

CAREER HIGHLIGHTS:

- Drafted in the 1st round, 7th overall by the Seattle Storm in 2014, and traded to the Washington Mystics on draft day.
- Named to the WNBA All-Rookie team in 2014
- Career .327 percent 3-point shooter, made a career-best 38 3-pointers in 2017, and shot a career-best .362 percent from three in 2016
- Averaged career-best 9.7 ppg and 3.1 apg during rookie season in 2014

2017: Appeared in all 34 games for the Liberty, making 24 starts... Averaged 7.8 ppg, 2.1 rpg and 2.1 apg... Finished the season ranked 22nd in the WNBA shooting .345 from 3-point range... Ranked 2nd on the Liberty with 38 made 3-pointers, the highest tally of her career... Averaged 10.8 ppg and scored in double figures 12 times over the final 17 games of the season, helping lead the Liberty to a 14-3 record over that stretch... Netted 15 points, including 2 3-pointers. Also had 5 assists and 2 rebounds in playoff game against Washington (9/10)... Scored 13 points, including 2 3-point shots. Grabbed 3 rebounds and handed out 2 assists in final regular-season game at Dallas (9/3)... Connected for 11 points, including a 3-point shot. Posted the highest +/- rating with 21 in a win over Chicago (8/27)... Against her former team, scored 10 points including a pair of 3-pointers. Grabbed 4 rebounds and handed out 3 assists in win over the Mystics (8/25)... Collected 12 points and 3 rebounds in road win over Indiana. Also put up 2 assists and 2 steals (8/23)... Dished out a season-high 6 assists. Managed 9 points, including 2 3-pointers, and 4 rebounds in win over Minnesota (8/20)... Hit a season-high 3 3-pointers to finish with 11 points, also posted 3 rebounds against Connecticut (8/18)... Matched a season-high 5 assists. Connected for 7 points in win over Los Angeles (8/13)... Reached 4-straight games in double figures, scoring 10 points with a couple of 3-pointers to go along with 2 assists in a win at Atlanta (8/11)... Managed 13 points to record her 3rd straight game scoring in double figures, her longest streak of the season, and longest such streak since 2014. Also had 3 rebounds and 2 assists against Indiana (8/8)... Scored 16 points, 1 shy of her season-high. Also had 3 rebounds and 3 assists at LA (8/4)... Matched her season-high with 17 points. Recorded a new season-high with 5 assists. Also managed 1 steal and 2 rebounds at San Antonio (8/1)... Matched her season-high with 17 points, going 3-of-3 from deep. Also managed 4 assists and 3 rebounds in win over Indiana (7/28)... Netted 10 points, including a pair of 3-pointers. Also had 3 rebounds against Connecticut (7/19)... Posted a team-high 15 points, including 3 3-pointers, to lead the Liberty in scoring for the 1st time. Was able to also collect 4 rebounds, 1 assist, 1 steal, and 1 block against Washington (7/16)... Finished with 5 points and also tied her career-high with 5 rebounds at Washington (6/29)... Scored double figures in back-to-back games for the 1st time this season. Finished with 13 points, shooting 5-of-7 from the floor. Also had a rebound, assist, and steal against Connecticut (6/23)... Scored a season-high 17 points, including a clutch erratic 3-pointer in OT at Dallas, eclipsing 10 points for the 3rd time over the previous 6 games (6/16)... Tied her season-high in scoring with 10 points, also tallied a season-high 3 steals against Seattle (6/11)... Finished the game with 10 points, a season-high, including a pair of 3-pointers against Dallas; also had 4 assists, 3 rebounds, and a career-best 2 blocks (6/2)... Had 3 assists and 4 rebounds in home opening win over San Antonio Stars (5/13).

PERSONAL: Born September 30, 1992... Parents are Dennis and Simone Hartley... Majored in communication sciences... Earned a Suffolk County Legislature proclamation for high academic achievement, community service and excellence in basketball... Son, Bryson Noah, born in January 2017.



GUARD

#5 KIA NURSE

1ST SEASON | CONNECTICUT '18 | HAMILTON, CANADA | 6-0 | BORN FEBRUARY 22, 1996

| | PTS | FGM | FGA | 3FGM | 3FGA | FTM | FTA | OREB | DREB | REB | AST | STL | TO | BLK | MIN |
|--------|--------|--------|--------|--------------|--------|--------|--------|--------------|--------|--------|--------|------------|--------|------------|--------|
| SEASON | 34 | 8 | 16 | 3 (3x) | 8 | 15 | 16 | 3 (2x) | 6 | 9 | 4 | 2 (2x) | 4 | 1 (2x) | 40 |
| | @ IND | @ IND | @ IND | last vs. CON | @ IND | @ IND | @ IND | last vs. PHO | @ IND | @ IND | @ IND | last @ IND | @ IND | last @ IND | @ IND |
| | 6/2/18 | 6/2/18 | 6/2/18 | 6/7/18 | 6/2/18 | 6/2/18 | 6/2/18 | 6/5/18 | 6/2/18 | 6/2/18 | 6/2/18 | 6/2/18 | 6/2/18 | 6/2/18 | 6/2/18 |
| CAREER | 34 | 8 | 16 | 3 (2x) | 8 | 15 | 16 | 3 (2x) | 6 | 9 | 4 | 2 (2x) | 4 | 1 (2x) | 40 |
| | @ IND | @ IND | @ IND | last @ IND | @ IND | @ IND | @ IND | last vs. PHO | @ IND | @ IND | @ IND | last @ IND | @ IND | last @ IND | @ IND |
| | 6/2/18 | 6/2/18 | 6/2/18 | 6/2/18 | 6/2/18 | 6/2/18 | 6/2/18 | 6/5/18 | 6/2/18 | 6/2/18 | 6/2/18 | 6/2/18 | 6/2/18 | 6/2/18 | 6/2/18 |

2018 GAME-BY-GAME STATISTICS

PRESEASON

| Opponent | Date | MIN | FGM | FGA | FG% | 3PM | 3PA | 3P% | FTM | FTA | FT% | OR | DR | REB | AST | STL | BLK | TO | PF | PTS | +/- |
|-----------------|------|-------|-----|-----|------|-----|-----|------|-----|-----|------|----|----|-----|-----|-----|-----|----|----|-----|-----|
| vs. Dallas | 5/7 | 6:34 | 2 | 6 | .333 | 0 | 2 | .000 | 6 | 7 | .857 | 2 | 2 | 4 | 1 | 0 | 0 | 3 | 2 | 10 | -1 |
| vs. Los Angeles | 5/8 | 23:13 | 7 | 13 | .538 | 3 | 6 | .500 | 2 | 4 | .500 | 1 | 1 | 2 | 1 | 1 | 0 | 1 | 2 | 19 | +2 |

REGULAR SEASON

| | | | | | | | | | | | | | | | | | | | | | |
|-----------------|------|-------|---|----|-------|---|---|-------|----|----|-------|---|---|---|---|---|---|---|---|----|----|
| at Chicago | 5/20 | 28:43 | 5 | 10 | 0.500 | 2 | 6 | 0.333 | 5 | 5 | 1.000 | 1 | 1 | 2 | 3 | 2 | 0 | 1 | 1 | 17 | 8 |
| vs. Minnesota | 5/25 | 34:02 | 4 | 12 | 0.333 | 3 | 6 | 0.500 | 3 | 3 | 1.000 | 1 | 4 | 5 | 2 | 0 | 1 | 1 | 2 | 14 | -8 |
| vs. Dallas | 5/29 | 20:30 | 4 | 10 | 0.400 | 1 | 4 | 0.250 | 2 | 2 | 1.000 | 0 | 1 | 1 | 1 | 1 | 0 | 3 | 4 | 11 | 14 |
| @ Indiana | 6/2 | 40:25 | 8 | 16 | 0.500 | 3 | 8 | 0.375 | 15 | 16 | 0.938 | 3 | 6 | 9 | 4 | 2 | 1 | 4 | 2 | 34 | 10 |
| vs. Phoenix | 6/5 | 22:58 | 2 | 7 | 0.286 | 0 | 4 | 0.000 | 1 | 1 | 1.000 | 3 | 0 | 3 | 2 | 0 | 0 | 1 | 1 | 5 | -4 |
| vs. Connecticut | 6/7 | 26:14 | 4 | 9 | 0.444 | 3 | 5 | 0.600 | 0 | 0 | 0.000 | 0 | 2 | 2 | 0 | 0 | 0 | 0 | 3 | 11 | -4 |



GUARD

#5 KIA NURSE

1ST SEASON | CONNECTICUT '18 | HAMILTON, CANADA | 6-0 | BORN FEBRUARY 22, 1996

CAREER TRANSACTIONS: Selected by the New York Liberty in the First Round of the 2018 WNBA Draft, 10th overall selection.

PERSONAL: Named the 2018 WBCA and American Athletic Conference Defensive Player of the Year ... finished her collegiate career with more than 1,600 points and 400 assists while adding 185 steals and 395 rebounds ... a two-time CoSIDA Third Team Academic All-American ... a 2017 American Athletic Conference Second Team honoree ... named to the 2016 American Athletic Conference Third Team... a 2015 American Athletic Conference Freshman of the Year ... selected to the 2015 American Athletic Conference All-Freshman Team... a two-time NCAA Champions (2015, 2016)... scored a career high 33 points versus DePaul on December 1, 2016 ... netted a career-high nine threes versus Syracuse on March 20, 2017... averaged double-figures in points three out of her four seasons with the Huskies... shot over 50-percent from the floor as a senior... shot over 40-percent from three in three out of her four seasons at UConn.



GUARD

#10 EPIPHANNY PRINCE

9TH SEASON | RUTGERS | BROOKLYN, N.Y. | 5-9 | BORN JAN. 11, 1988

YEAR-BY-YEAR AVERAGES

| SEASON | TEAM | G | GS | MPG | FG% | 3P% | FT% | OREB | DREB | RPG | APG | SPG | BPG | TO | PF | PPG |
|--------|------|-----|-----|------|------|------|-------|------|------|-----|-----|-----|-----|-----|-----|------|
| 2010 | CHI | 34 | 2 | 19.6 | .427 | .338 | .784 | 0.4 | 1.6 | 2.0 | 2.7 | 1.6 | 0.1 | 1.7 | 2.0 | 9.8 |
| 2011 | CHI | 34 | 27 | 29.4 | .375 | .373 | .804 | 0.7 | 1.4 | 2.1 | 3.0 | 2.3 | 0.3 | 1.6 | 2.2 | 13.6 |
| 2012 | CHI | 26 | 25 | 30.0 | .442 | .407 | .899 | 0.9 | 2.6 | 3.5 | 3.1 | 1.8 | 0.2 | 2.0 | 2.2 | 18.1 |
| 2013 | CHI | 31 | 31 | 30.0 | .376 | .396 | .900 | 0.6 | 2.1 | 2.7 | 3.0 | 1.6 | 0.3 | 1.3 | 1.5 | 15.0 |
| 2014 | CHI | 26 | 24 | 32.3 | .383 | .327 | .876 | 0.6 | 2.3 | 3.0 | 3.8 | 1.8 | 0.4 | 1.7 | 2.4 | 15.0 |
| 2015 | NYL | 24 | 23 | 28.6 | .467 | .356 | .900 | 0.8 | 2.1 | 2.9 | 3.4 | 1.9 | 0.2 | 1.5 | 1.3 | 15.0 |
| 2016 | NYL | 6 | 0 | 13.9 | .400 | .364 | 1.000 | 0.2 | 1.3 | 1.5 | 0.7 | 0.3 | 0.0 | 0.3 | 1.3 | 5.2 |
| 2017 | NYL | 28 | 25 | 26.8 | 40.1 | 34.4 | 87.8 | 1.1 | 2.5 | 3.6 | 2.9 | 1.2 | 0.2 | 1.2 | 1.8 | 12.0 |
| Career | | 209 | 157 | 27.4 | 40.7 | 37.0 | 86.4 | 0.7 | 2.0 | 2.7 | 3.0 | 1.8 | 0.2 | 1.6 | 1.9 | 13.7 |

YEAR-BY-YEAR TOTALS

| SEASON | TEAM | G | GS | MIN | FGM-A | 3PM-A | FTM-A | OREB | DREB | REB | AST | STL | BLK | TO | PF | PTS |
|--------|------|-----|-----|------|------------|-----------|-----------|------|------|-----|-----|-----|-----|-----|-----|------|
| 2010 | CHI | 34 | 2 | 665 | 117 - 274 | 24 - 71 | 76 - 97 | 14 | 54 | 68 | 92 | 55 | 5 | 60 | 67 | 334 |
| 2011 | CHI | 34 | 27 | 1001 | 162 - 432 | 50 - 134 | 90 - 112 | 23 | 48 | 71 | 102 | 79 | 13 | 57 | 76 | 464 |
| 2012 | CHI | 26 | 25 | 780 | 157 - 355 | 59 - 145 | 98 - 109 | 24 | 67 | 91 | 80 | 47 | 7 | 52 | 58 | 471 |
| 2013 | CHI | 31 | 31 | 930 | 148 - 394 | 61 - 154 | 108 - 120 | 18 | 66 | 84 | 93 | 51 | 12 | 43 | 45 | 465 |
| 2014 | CHI | 26 | 24 | 840 | 123 - 321 | 32 - 98 | 113 - 129 | 16 | 61 | 77 | 100 | 49 | 11 | 45 | 62 | 391 |
| 2015 | NYL | 24 | 23 | 686 | 136 - 291 | 26 - 73 | 63 - 70 | 19 | 51 | 70 | 82 | 47 | 5 | 38 | 32 | 361 |
| 2016 | NYL | 6 | 0 | 83 | 10 - 25 | 4 - 11 | 7 - 7 | 1 | 8 | 9 | 4 | 2 | 0 | 2 | 8 | 31 |
| 2017 | NYL | 28 | 25 | 751 | 116 - 289 | 33 - 96 | 72 - 82 | 32 | 69 | 101 | 81 | 35 | 7 | 35 | 50 | 337 |
| Career | | 209 | 157 | 5735 | 969 - 2381 | 289 - 782 | 627 - 726 | 147 | 424 | 571 | 634 | 365 | 60 | 332 | 398 | 2854 |

PLAYOFF YEAR-BY-YEAR AVERAGES

| SEASON | TEAM | G | GS | MPG | FG% | 3P% | FT% | OREB | DREB | RPG | APG | SPG | BPG | TO | PF | PPG |
|--------|------|----|----|------|------|------|-------|------|------|-----|-----|-----|-----|-----|-----|------|
| 2013 | CHI | 2 | 2 | 33.5 | .333 | .286 | 1.000 | 0.0 | 1.5 | 1.5 | 0.5 | 1.5 | 0.0 | 0.0 | 3.0 | 14.5 |
| 2014 | CHI | 9 | 9 | 29.1 | .296 | .273 | .800 | 1.0 | 2.4 | 3.4 | 2.1 | 1.5 | 0.7 | 1.4 | 2.7 | 9.2 |
| 2015 | NYL | 6 | 6 | 32.6 | .359 | .379 | .750 | 0.7 | 2.2 | 2.8 | 3.0 | 1.1 | 0.3 | 1.8 | 1.7 | 13.2 |
| 2016 | NYL | 1 | 0 | 16.7 | .500 | .667 | 1.000 | 2.0 | 1.0 | 3.0 | 3.0 | 0.0 | 0.0 | 0.0 | 3.0 | 12.0 |
| 2017 | NYL | 1 | 1 | 34.6 | 44.4 | 28.6 | 100 | 0.0 | 5.0 | 5.0 | 2.0 | 1.0 | 0.0 | 2.0 | 1.0 | 12.0 |
| Career | | 19 | 18 | 30.3 | 33.6 | 32.9 | 84.3 | 0.8 | 2.3 | 3.1 | 2.3 | 1.3 | 0.5 | 1.4 | 2.3 | 11.3 |

PLAYOFF YEAR-BY-YEAR TOTALS

| SEASON | TEAM | G | GS | MIN | FGM-A | 3PM-A | FTM-A | OREB | DREB | REB | AST | STL | BLK | TO | PF | PTS |
|--------|------|----|----|-----|----------|---------|---------|------|------|-----|-----|-----|-----|----|----|-----|
| 2013 | CHI | 2 | 2 | 67 | 8 - 24 | 2 - 7 | 11 - 11 | 0 | 3 | 3 | 1 | 3 | 0 | 0 | 6 | 29 |
| 2014 | CHI | 9 | 9 | 262 | 29 - 98 | 9 - 33 | 16 - 20 | 9 | 22 | 31 | 19 | 14 | 7 | 13 | 24 | 83 |
| 2015 | NYL | 6 | 6 | 196 | 28 - 78 | 11 - 29 | 12 - 16 | 4 | 13 | 17 | 18 | 7 | 2 | 11 | 10 | 79 |
| 2016 | NYL | 1 | 0 | 17 | 4 - 8 | 2 - 3 | 2 - 2 | 2 | 1 | 3 | 3 | 0 | 0 | 0 | 3 | 12 |
| 2017 | NYL | 1 | 1 | 35 | 4 - 9 | 2 - 7 | 2 - 2 | 0 | 5 | 5 | 2 | 1 | 0 | 2 | 1 | 12 |
| Career | | 19 | 18 | 575 | 73 - 217 | 26 - 79 | 43 - 51 | 15 | 44 | 59 | 43 | 25 | 9 | 26 | 44 | 215 |



GUARD

#10 EPIPHANNY PRINCE

9TH SEASON | RUTGERS | BROOKLYN, N.Y. | 5-9 | BORN JAN. 11, 1988

| | PTS | FGM | FGA | 3FGM | 3FGA | FTM | FTA | OREB | DREB | REB | AST | STL | TO | BLK | MIN |
|----------|--------------------------|----------------------------------|------------------------------------|---------------------------------|-----------------------------------|-------------------------|-------------------------|-----------------------------------|-----------------------------------|--------------------------------|--------------------------------|---------------------------------|---------------------------------|--------------------------------|--------------------------|
| SEASON | | | | | | | | | | | | | | | |
| CAREER | 33 @ ATL 6/02/12 | 12 (2x) last @ ATL 6/02/12 | 25 @ ATL 6/02/16 | 6 (2x) last @ PHO 5/27/13 | 11 @ CHI 9/11/13 | 12 @ CON 8/05/14 | 13 @ CON 8/05/14 | 4 (2x) last vs. LAS 8/13/17 | 7 (3x) last @ PHO 7/9/17 | 9 (2x) last @ PHO 7/9/17 | 9 (2x) last @ ATL 7/2/17 | 6 (2x) last @ CON 8/14/15 | 6 (2x) last @ ATL 6/02/12 | 2 (4x) last @ ATL 7/2/17 | 41 @ MIN 8/11/13 |
| PLAYOFFS | 26 vs. WAS 9/18/15 | 11 vs. WAS 9/18/15 | 16 (3x) last vs. WAS 9/18/15 | 4 vs. IND 9/23/15 | 7 (2x) last vs. WAS 9/10/17 | 7 vs. IND 9/20/13 | 7 vs. IND 9/20/13 | 3 @ ATL 8/22/14 | 5 (2x) last vs. WAS 9/10/17 | 8 @ ATL 8/22/14 | 7 @ ATL 8/22/14 | 3 (3x) last @ PHO 9/9/14 | 4 vs. IND 9/29/15 | 3 @ IND 8/30/14 | 44 vs. WAS 9/18/15 |

2018 GAME-BY-GAME STATISTICS

PRESEASON

| Opponent | Date | MIN | FGM | FGA | FG% | 3PM | 3PA | 3P% | FTM | FTA | FT% | OR | DR | REB | AST | STL | BLK | TO | PF | PTS | +/- |
|-----------------|------|-----|-----|-----|-----|-----|-----|-----|-----|-----|-----|----|----|-----|-----|-----|-----|----|----|-----|-----|
| vs. Dallas | 5/7 | | | | | | | | | | | | | | | | | | | | |
| vs. Los Angeles | 5/8 | | | | | | | | | | | | | | | | | | | | |

REGULAR SEASON

| | | | | | | | | | | | | | | | | | | | | | |
|-----------------|------|--|--|--|--|--|--|--|--|--|--|--|--|--|--|--|--|--|--|--|--|
| at Chicago | 5/20 | | | | | | | | | | | | | | | | | | | | |
| vs. Minnesota | 5/25 | | | | | | | | | | | | | | | | | | | | |
| vs. Dallas | 5/29 | | | | | | | | | | | | | | | | | | | | |
| @ Indiana | 6/2 | | | | | | | | | | | | | | | | | | | | |
| vs. Phoenix | 6/5 | | | | | | | | | | | | | | | | | | | | |
| vs. Connecticut | 6/7 | | | | | | | | | | | | | | | | | | | | |



GUARD

#10 EPIPHANNY PRINCE

9TH SEASON | RUTGERS | BROOKLYN, N.Y. | 5-9 | BORN JAN. 11, 1988

CAREER TRANSACTIONS: Selected by the Chicago Sky in the First Round of the 2010 WNBA Draft, seventh overall selection... Acquired from Chicago in exchange for Cappie Pondexter on Feb. 16, 2015.

CAREER HIGHLIGHTS:

- Second-Team All-WNBA selection in 2015
- Two-Time WNBA All-Star selection (2011, 2013)
- In 2011, led the WNBA in steals (79) and steals per game (2.3)
- Made at least 50 3-pointers in three of her five pro seasons
- Has 2,486 points over her six-year career
- Averaged double figures in scoring for five-straight seasons with a career-high of 18.1 ppg in 2012
- Named the Associated Press Comeback Player of the Year in 2017

2017: Appeared in 28 games, making 25 starts... Averaged 12.0 ppg, 3.6 rpg, 2.9 apg, and 1.3 spg... Led the Liberty in assists and steals and ranked 2nd in scoring... Finished the season ranked 15th in the WNBA in steals... Had 4 20-point games, with a season-high 24 in a win at Phoenix... Named the AP WNBA Comeback Player of the Year... Missed 6 games in June while competing for the Russian National Team in the 2017 EuroBasket Women Tournament in the Czech Republic... Named the WNBA Eastern Conference Player of the Week for the 5th time in her career on May 30... Connected on 2 3-pointers, finishing with 12 points. Also posted 5 rebounds and 2 assists against Washington (9/10)... Led all scorers with 20 points going 7-of-14 from the field. Posted 3 rebounds, 1 assist, and 1 block against Dallas (9/3)... Scored 16 points including 2 3-pointers, to lead the Liberty offensively in a win over San Antonio; marked her 5th straight game scoring in double figures, her longest streak of the season. Handed out 4 assists and collected 6 rebounds in 9th consecutive win (9/1)... Posted 11 points, 7 of which she scored within the first 4 minutes of the 3rd quarter. Also handed out 3 assists in 8th consecutive win, a victory over Chicago (8/27)... Recorded her 3rd 20-point game of the season. Knocked down a pair of 3-pointers and pulled down 4 rebounds in 7th consecutive win vs. Mystics (8/25)... Managed 11 points and 5 rebounds, shooting 3-of-4 from 3-point range, to propel Liberty to a road win against the Fever (8/23)... Finished with 15 points, including 2 3-point shots. Also managed 3 rebounds in home win over the Lynx (8/20)... Posted the highest +/- rating of all players with +18. Netted 18 points and grabbed 7 rebounds. Also had 5 assists in win over the Sparks (8/13)... Scored 12 points in win at Chicago, going 5-of-7 from the field. Also had 2 rebounds, 2 assists, and 1 steal (7/30)... Scored 19 points and went 8-of-15 from the floor. Managed 5 rebounds and tied her season-high of 4 steals against Minnesota (7/25)... Finished with 8 points and matched her career-high of 9 rebounds. Also dished out a team-high 4 assists at Phoenix (7/9)... Tallied 16 points, including a pair of 3-pointers. Also had 4 rebounds and 2 assists at Seattle (7/6)... Matched her career-high of 9 assists and had a season-high 2 blocks. Also scored 8 points in loss at Atlanta (7/2)... Scored 12 points and finished with a season-high 7 rebounds against Washington (6/29)... Saw action for the first time since May 30th. Scored 14 points, including a pair of 3-pointers. Also had a season-high 5 rebounds against Connecticut (6/23)... Scored 20+ points for the second time this season with 21 points, collected a season-high 4 steals -Liberty converted all of Prince's steals to points, also dished out 5 assists against LA (5/30)... Scored 19 points, dished out a season-high 7 assists, and pulled down a season-high 5 rebounds against Seattle (5/26)... Started for the 1st time since Sept. 29, 2015, scored the game-winning shot with 4.5 seconds left on the clock, netting a game-high 24 points and went 4-of-6 from deep against Phoenix; 1st time surpassing 20 points since Aug. 7, 2015 (5/23)... Collected 11 points, 2 assists, 2 steals, and 3 rebounds in season opening win over the San Antonio Stars (5/13).

PERSONAL: Epiphanny Prince is originally from Brooklyn, New York... She left Rutgers University a year early to play overseas... Prince holds the record for most points in a single high school basketball game with 113... Mother Kathy and Father Jerry were both in attendance at the 2010 WNBA Draft.



GUARD

#14 SUGAR RODGERS

6TH SEASON | GEORGETOWN '13 | SUFFOLK, VA. | 5-9 | BORN DEC. 8, 1989

YEAR-BY-YEAR AVERAGES

| SEASON | TEAM | G | GS | MPG | FG% | 3P% | FT% | OREB | DREB | RPG | APG | SPG | BPG | TO | PF | PPG |
|--------|------|-----|----|------|-------|-------|-------|------|------|-----|-----|-----|-----|-----|-----|------|
| 2013 | MIN | 28 | 0 | 7.6 | .317 | .313 | .571 | 0.4 | 1.0 | 1.4 | 0.5 | 0.5 | 0.3 | 0.4 | 1.1 | 1.9 |
| 2014 | NYL | 34 | 0 | 16.6 | .353 | .289 | .735 | 0.4 | 1.6 | 2.1 | 1.3 | 0.6 | 0.2 | 0.9 | 1.5 | 6.0 |
| 2015 | NYL | 33 | 5 | 18.7 | .340 | .320 | .881 | 0.7 | 1.5 | 2.2 | 1.5 | 0.7 | 0.2 | 1.0 | 2.1 | 8.1 |
| 2016 | NYL | 33 | 33 | 30.5 | .405 | .413 | .842 | 0.4 | 3.2 | 3.7 | 2.4 | 1.0 | 0.4 | 1.7 | 2.6 | 14.5 |
| 2017 | NYL | 33 | 15 | 25.6 | .33.9 | .34.2 | .81.5 | 0.7 | 3.1 | 3.8 | 2.3 | 0.9 | 0.5 | 1.6 | 2.3 | 10.5 |
| Career | | 161 | 53 | 20.2 | 36.1 | 35.3 | 82.0 | 0.5 | 2.1 | 2.7 | 1.6 | 0.8 | 0.3 | 1.2 | 2.0 | 8.4 |

YEAR-BY-YEAR TOTALS

| SEASON | TEAM | G | GS | MIN | FGM-A | 3PM-A | FTM-A | OREB | DREB | REB | AST | STL | BLK | TO | PF | PTS |
|--------|------|-----|----|------|------------|-----------|-----------|------|------|-----|-----|-----|-----|-----|-----|------|
| 2013 | MIN | 28 | 0 | 212 | 19 - 60 | 10 - 32 | 4 - 7 | 11 | 29 | 40 | 14 | 15 | 9 | 12 | 32 | 52 |
| 2014 | NYL | 34 | 0 | 564 | 72 - 204 | 24 - 83 | 36 - 49 | 14 | 56 | 70 | 44 | 23 | 10 | 33 | 52 | 204 |
| 2015 | NYL | 33 | 5 | 618 | 84 - 247 | 41 - 128 | 59 - 67 | 23 | 50 | 73 | 48 | 24 | 7 | 33 | 70 | 268 |
| 2016 | NYL | 33 | 33 | 1008 | 156 - 385 | 86 - 208 | 80 - 95 | 14 | 107 | 121 | 79 | 35 | 15 | 59 | 87 | 478 |
| 2017 | NYL | 33 | 15 | 844 | 120 - 354 | 63 - 184 | 44 - 54 | 23 | 103 | 126 | 77 | 30 | 17 | 53 | 76 | 347 |
| Career | | 161 | 53 | 3246 | 451 - 1250 | 224 - 635 | 223 - 272 | 85 | 345 | 430 | 262 | 127 | 58 | 190 | 317 | 1349 |

PLAYOFF YEAR-BY-YEAR AVERAGES

| SEASON | TEAM | G | GS | MPG | FG% | 3P% | FT% | OREB | DREB | RPG | APG | SPG | BPG | TO | PF | PPG |
|--------|------|----|----|------|-------|-------|------|------|------|-----|-----|-----|-----|-----|-----|------|
| 2013 | MIN | 5 | 0 | 2.3 | .250 | .000 | .500 | 0.2 | 0.0 | 0.2 | 0.0 | 0.0 | 0.0 | 0.0 | 0.6 | 0.6 |
| 2015 | NYL | 6 | 0 | 16.9 | .372 | .438 | .875 | 0.8 | 0.8 | 1.7 | 2.5 | 1.0 | 0.3 | 1.5 | 1.7 | 8.8 |
| 2016 | NYL | 1 | 1 | 24.2 | .444 | .250 | .667 | 0.0 | 2.0 | 2.0 | 3.0 | 0.0 | 0.0 | 0.0 | 2.0 | 11.0 |
| 2017 | NYL | 1 | 0 | 18.3 | .37.5 | .33.3 | .0.0 | 0.0 | 3.0 | 3.0 | 3.0 | 1.0 | 0.0 | 2.0 | 2.0 | 8.0 |
| Career | | 13 | 1 | 12.0 | 37.5 | 37.0 | 81.0 | 0.5 | 0.8 | 1.2 | 1.6 | 0.5 | 0.2 | 0.9 | 1.3 | 5.8 |

PLAYOFF YEAR-BY-YEAR TOTALS

| SEASON | TEAM | G | GS | MIN | FGM-A | 3PM-A | FTM-A | OREB | DREB | REB | AST | STL | BLK | TO | PF | PTS |
|--------|------|----|----|-----|---------|---------|---------|------|------|-----|-----|-----|-----|----|----|-----|
| 2013 | MIN | 5 | 0 | 11 | 1 - 4 | 0 - 1 | 1 - 2 | 1 | 0 | 1 | 0 | 0 | 0 | 0 | 3 | 3 |
| 2015 | NYL | 6 | 0 | 102 | 16 - 43 | 7 - 16 | 14 - 16 | 5 | 5 | 10 | 15 | 6 | 2 | 9 | 10 | 53 |
| 2016 | NYL | 1 | 1 | 24 | 4 - 9 | 1 - 4 | 2 - 3 | 0 | 2 | 2 | 3 | 0 | 0 | 0 | 2 | 11 |
| 2016 | NYL | 1 | 0 | 18 | 3 - 8 | 2 - 6 | 0 - 0 | 0 | 3 | 3 | 3 | 1 | 0 | 2 | 2 | 8 |
| Career | | 13 | 1 | 155 | 24 - 64 | 10 - 27 | 17 - 21 | 6 | 10 | 16 | 21 | 7 | 2 | 11 | 17 | 75 |



GUARD

#14 SUGAR RODGERS

6TH SEASON | GEORGETOWN '13 | SUFFOLK, VA. | 5-9 | BORN DEC. 8, 1989

| | PTS | FGM | FGA | 3FGM | 3FGA | FTM | FTA | OREB | DREB | REB | AST | STL | TO | BLK | MIN |
|----------|---------|---------|---------|---------|--------------|--------------|---------|---------|--------------|--------------|---------|--------------|---------|--------------|---------|
| SEASON | 6 | 2 | 7 | 2 | 5 | | | 1 | 5 | 6 | 2 | 2 | 2 | | 27 |
| | @ CHI | @ CHI | @ CHI | @ CHI | @ CHI | -- | -- | @ CHI | @ CHI | @ CHI | @ CHI | @ CHI | vs. PHO | -- | @ CHI |
| | 5/20/18 | 5/20/18 | 5/20/18 | 5/20/18 | 5/20/18 | | | 5/20/18 | 5/20/18 | 5/20/18 | 5/20/18 | 5/20/18 | 6/5/18 | | 5/20/18 |
| 30 | 11 | 24 | 7 | 13 | 9 (2x) | 10 | 4 | 7 (6x) | 9 | 7 | 4 (5x) | 5 | 3 | 45 | |
| CAREER | @ MIN | @ MIN | @ MIN | @ MIN | @ MIN | last vs. SEA | vs. SEA | vs. CHI | last vs. CHI | vs. LA | vs. SEA | last vs. SEA | vs. LAS | vs. SEA | @ DAL |
| | 6/29/16 | 6/29/16 | 6/29/15 | 6/29/16 | 6/29/15 | 6/11/17 | 6/11/17 | 7/14/17 | 8/27/17 | 5/21/16 | 7/6/16 | 6/11/17 | 5/30/17 | 6/11/17 | 6/16/17 |
| PLAYOFFS | 20 | 6 | 12 | 4 | 6 (2x) | 10 | 10 | 2 | 3 | 3 (2x) | 5 | 2 (2x) | 3 | 1 (2x) | 26 |
| | vs. WAS | @ WAS | vs. IND | vs. IND | last vs. WAS | vs. WAS | vs. WAS | @ WAS | va. WAS | last vs. WAS | vs. IND | last vs. WAS | vs. IND | last vs. IND | vs. WAS |
| | 9/22/15 | 9/20/15 | 9/23/15 | 9/23/15 | 9/10/17 | 9/22/15 | 9/22/15 | 9/20/15 | 9/10/17 | 9/10/17 | 9/23/15 | 9/22/15 | 9/29/15 | 9/29/15 | 9/22/15 |

2018 GAME-BY-GAME STATISTICS

PRESEASON

| Opponent | Date | MIN | FGM | FGA | FG% | 3PM | 3PA | 3P% | FTM | FTA | FT% | OR | DR | REB | AST | STL | BLK | TO | PF | PTS | +/- |
|-----------------|------|-------|-----|-----|------|-----|-----|------|-----|-----|-----|----|----|-----|-----|-----|-----|----|----|-----|-----|
| vs. Dallas | 5/7 | 8:20 | 3 | 7 | .429 | 2 | 5 | .400 | 0 | 0 | - | 0 | 2 | 2 | 3 | 1 | 0 | 2 | 3 | 8 | 8 |
| vs. Los Angeles | 5/8 | 17:23 | 2 | 6 | .333 | 1 | 2 | .500 | 0 | 0 | - | 0 | 1 | 1 | 1 | 0 | 0 | 1 | 2 | 5 | 2 |

REGULAR SEASON

| | | | | | | | | | | | | | | | | | | | | | |
|-----------------|------|------------------------|---|---|-------|---|---|-------|---|---|-------|---|---|---|---|---|---|---|---|---|-----|
| at Chicago | 5/20 | 26:57 | 2 | 7 | 0.286 | 2 | 5 | 0.400 | 0 | 0 | 0.000 | 1 | 5 | 6 | 2 | 2 | 0 | 0 | 6 | 6 | -10 |
| vs. Minnesota | 5/25 | DND - Left Knee Sprain | | | | | | | | | | | | | | | | | | | |
| vs. Dallas | 5/29 | DND - Left Knee Sprain | | | | | | | | | | | | | | | | | | | |
| @ Indiana | 6/2 | DND - Left Knee Sprain | | | | | | | | | | | | | | | | | | | |
| vs. Phoenix | 6/5 | 15:33 | 1 | 5 | 0.200 | 1 | 4 | 0.250 | 0 | 0 | 0.000 | 0 | 2 | 2 | 2 | 1 | 0 | 2 | 2 | 3 | -6 |
| vs. Connecticut | 6/7 | 3:13 | 0 | 0 | 0.000 | 0 | 0 | 0.000 | 0 | 0 | 0.000 | 0 | 0 | 0 | 0 | 0 | 0 | 1 | 2 | 0 | -2 |



GUARD

#14 SUGAR RODGERS

6TH SEASON | GEORGETOWN '13 | SUFFOLK, VA. | 5-9 | BORN DEC. 8, 1989

CAREER TRANSACTIONS: Selected by the Minnesota Lynx in the Second Round of the 2013 WNBA Draft, 14th overall selection... Acquired from Minnesota in exchange for the rights to swap 2015 third round draft picks on April 16, 2014.

CAREER HIGHLIGHTS:

- Selected in the 2nd Round of the 2013 Draft by Minnesota.
- Named a WNBA All-Star for the 1st time in her career, representing the Eastern Conference in 2017 in Seattle
- Named the WNBA Sixth Woman of the Year in 2017
- In 2016, ranked 14th in the WNBA in scoring, averaging 14.5 ppg, and finished 2nd with 86 made 3-pointers and 5th shooting .413 from 3-point range in 2016.
- Has 11-career 20+ point scoring performances, including one in the playoffs.
- Scored a career-high 30 points in overtime win at Minnesota on June 29, 2016, tying the Liberty single-game record with 7 3-pointers.
- Saw her scoring average improve over each of her first four seasons in the WNBA.
- Set a new Liberty single-season record for made 3-pointers in a single-season with 86 in 2016 (Old record was 78 – Shameka Christon in 2011).
- Finished 3rd in the 2016 Most Improved Player voting after seeing her scoring average increase from 8.1 ppg to 14.5 ppg year over year.
- Ranks 8th in New York Liberty history with 214 3-point field goals

2017: Appeared in 33 games making 15 starts... Averaged 10.5 ppg and a career-best 3.8 rpg... Led the Liberty with 63 3-pointers and shot 34.4 percent from 3-point range... Named a WNBA Eastern Conference All-Star for the 1st time in her career... Named the 2017 WNBA 6th Woman of the Year... Named the AP WNBA 6th Woman of the Year... Posted 8 points and 3 rebounds in playoff game against Washington (9/10)... Scored 7 points in home-win over Chicago. Posted a new season-high with 6 assists. Matched her season-high with 7 rebounds (8/27)... Put up a game-high 16 points all in the 1st half. Also collected a season-high 7 rebounds against Indiana (8/23)... Sunk 5 baskets, including 3 3-pointers for 13 points. Also pulled down 5 rebounds in win over Connecticut (8/18)... Nailed a pair of 3-pointer to reach double figures with 12 points, also recording 3 assists, in a road win over Atlanta (8/11)... Hit 4-3 pointers for the 2nd consecutive game. Finished with 16 points and 5 rebounds. Managed 3 assists 1 steal and 1 block against San Antonio (8/1)... Hit 4 3-pointers, her highest since June 16th, to finish with 14 points. Dished out 3 assists and managed 1 steal in win at Chicago (7/30)... Finished with 9 points and hit a pair of clutch free throws with 11.2 to play in the 4th quarter to seal a comeback win at Indiana (7/28)... Scored 8 points, including a pair of 3-point shots in win over Connecticut. Also had a season-high 7 rebounds and 1 assist (7/19)... Delivered 14 points, including 3 3-pointers from off the bench. Also managed a team-high 5 assists and 4 rebounds against Washington (7/16)... Scored 14 points and had 3 rebounds. Also has 3 steals and 2 assists against Phoenix (7/9)... Finished with 8 points, 4 rebounds, and 3 assists in a win at Seattle (7/6)... Scored all 11 points in the 4th quarter, 9 of which came from 3 consecutive 3-pointers. Also matched her season-high with 7 rebounds against Atlanta (7/2)... Finished with 13 points, including 3 3-pointers. Also pulled down 3 rebounds and dished out an assist against Connecticut (6/23)... Drained 5 3-pointers to finish with 19 points, and converted a pair of free-throws that gave Liberty the lead in OT at Dallas, also had 5 rebounds (6/16)... Scored 12 points with a pair of 3-pointers, all of which came from the second half, and also had 4 rebounds and 2 assists against Connecticut (6/14)... Tied her season-high in scoring with 21 points, going 9-of-10 from the free throw line, recorded a career-high 3 blocks, and a season-high 5 assists against Seattle (6/11)... In win over Atlanta Dream finished with 16 points, including 3 3-pointers and also had 5 rebounds (6/7)... Shot 3-of-5 from 3-point range to finish with 13 points and 3 assists against the Sparks (5/30)... Scored season-high 21 points, going 6-of-11 from deep, and also tied her career-high of 2 blocks against Seattle (5/26)... In win over Mercury, had 8 points and 2 blocks, 1 of which sealed the Liberty's win with 2 seconds to play (5/23)... Scored 19 of her game-high 20 points in the first half, hitting 4 3-pointers, and pulled down 7 rebounds against the Lynx (5/18)... Scored 7 points and pulled down 5 rebounds against the San Antonio Stars in season opener (5/13).

PERSONAL: Full name is Ta'Shauna Rodgers, but goes exclusively by "Sugar"... Born in Suffolk, Virginia... A McDonald's All-American who participated in the three-point competition placing second at the annual game... Three-time Tidewater Conference Player of the Year... Earned team MVP honors all four seasons at King's Fork High School... Virginia First Team All-State honoree... Won Southeastern District Regular Season and Tournament MVP awards her senior year... Four-time all-district selection... Nike Nationals MVP and 2007 AAU U-16 MVP playing for coach Boo Williams... Ranked 26th overall on HoopGurlz.com's top 100 ranking and fifth out of the shooting guards... Was the ninth-ranked player in the nation by slamonline.com and 20th by Mike Flynn's Blue Star Report... Scored 49 points in a game her senior season... Holds school records in career points, rebounds, assists and blocks.



CENTER

#41 KIAH STOKES

4TH SEASON | CONNECTICUT '15 | CEDAR RAPIDS, IOWA | 6-3 | BORN MARCH 30, 1993

YEAR-BY-YEAR AVERAGES

| SEASON | TEAM | G | GS | MPG | FG% | 3P% | FT% | OREB | DREB | RPG | APG | SPG | BPG | TO | PF | PPG |
|--------|------|----|----|------|-------|------|-------|------|------|-----|-----|-----|-----|-----|-----|-----|
| 2015 | NYL | 34 | 6 | 25.4 | .547 | .000 | .688 | 1.8 | 4.7 | 6.4 | 0.8 | 0.7 | 1.9 | 1.0 | 2.2 | 5.8 |
| 2016 | NYL | 27 | 0 | 24.1 | .641 | .000 | .627 | 2.3 | 5.1 | 7.4 | 0.7 | 0.6 | 1.4 | 1.1 | 2.9 | 6.9 |
| 2017 | NYL | 34 | 12 | 19.6 | .53.1 | 0.0 | .79.6 | 2.3 | 4.0 | 6.3 | 0.9 | 0.3 | 1.1 | 1.1 | 2.8 | 4.8 |
| Career | | 95 | 18 | 22.9 | 57.1 | 0.0 | 70.2 | 2.1 | 4.6 | 6.7 | 0.8 | 0.6 | 1.5 | 1.1 | 2.6 | 5.8 |

YEAR-BY-YEAR TOTALS

| SEASON | TEAM | G | GS | MIN | FGM-A | 3PM-A | FTM-A | OREB | DREB | REB | AST | STL | BLK | TO | PF | PTS |
|--------|------|----|----|------|-----------|-------|-----------|------|------|-----|-----|-----|-----|-----|-----|-----|
| 2015 | NYL | 34 | 6 | 862 | 82 - 150 | 0 - 2 | 33 - 48 | 60 | 159 | 219 | 26 | 24 | 67 | 37 | 76 | 197 |
| 2016 | NYL | 27 | 0 | 650 | 75 - 117 | 0 - 0 | 37 - 59 | 63 | 138 | 201 | 20 | 18 | 38 | 30 | 77 | 187 |
| 2017 | NYL | 34 | 12 | 666 | 60 - 113 | 0 - 1 | 43 - 54 | 77 | 137 | 214 | 30 | 12 | 39 | 40 | 94 | 163 |
| Career | | 95 | 18 | 2178 | 217 - 380 | 0 - 3 | 113 - 161 | 200 | 434 | 634 | 76 | 54 | 144 | 107 | 247 | 547 |

PLAYOFF YEAR-BY-YEAR AVERAGES

| SEASON | TEAM | G | GS | MPG | FG% | 3P% | FT% | OREB | DREB | RPG | APG | SPG | BPG | TO | PF | PTS |
|--------|------|---|----|------|-------|------|------|------|------|-----|-----|-----|-----|-----|-----|-----|
| 2015 | NYL | 6 | 0 | 26.2 | .472 | .000 | .857 | 3.0 | 5.2 | 8.2 | 0.0 | 0.8 | 1.3 | 1.1 | 1.5 | 6.7 |
| 2016 | NYL | 1 | 0 | 10.2 | .333 | .000 | .500 | 0.0 | 2.0 | 2.0 | 0.0 | 1.0 | 0.0 | 1.0 | 2.0 | 3.0 |
| 2017 | NYL | 1 | 0 | 16.3 | .33.3 | 0.0 | 0.0 | 0.0 | 3.0 | 3.0 | 0.0 | 0.0 | 1.0 | 0.0 | 2.0 | 2.0 |
| Career | | 8 | 0 | 23.0 | 45.2 | 0.0 | 77.8 | 2.3 | 4.5 | 6.8 | 0.0 | 0.8 | 1.1 | 1.0 | 1.6 | 5.6 |

PLAYOFF YEAR-BY-YEAR TOTALS

| SEASON | TEAM | G | GS | MPG | FG% | 3P% | FT% | OREB | DREB | RPG | APG | SPG | BPG | TO | PF | PTS |
|--------|------|---|----|-----|---------|-------|-------|------|------|-----|-----|-----|-----|----|----|-----|
| 2015 | NYL | 6 | 0 | 157 | 17 - 36 | 0 - 0 | 6 - 7 | 18 | 31 | 49 | 0 | 5 | 8 | 7 | 9 | 40 |
| 2016 | NYL | 1 | 0 | 10 | 1 - 3 | 0 - 0 | 1 - 2 | 0 | 2 | 2 | 0 | 1 | 0 | 1 | 2 | 3 |
| 2017 | NYL | 1 | 0 | 16 | 1 - 3 | 0 - 0 | 0 - 0 | 0 | 3 | 3 | 0 | 0 | 1 | 0 | 2 | 2 |
| Career | | 8 | 0 | 184 | 19 - 42 | 0 - 0 | 7 - 9 | 18 | 36 | 54 | 0 | 6 | 9 | 8 | 13 | 45 |



CENTER

#41 KIAH STOKES

4TH SEASON | CONNECTICUT '15 | CEDAR RAPIDS, IOWA | 6-3 | BORN MARCH 30, 1993

| | PTS | FGM | FGA | 3FGM | 3FGA | FTM | FTA | OREB | DREB | REB | AST | STL | TO | BLK | MIN |
|----------|---------|--------------|---------|------|------------|--------------|---------|------------|------------|---------|--------------|--------------|--------------|---------|---------|
| SEASON | 4 | 2 | 3 | | | | | 3 | 9 | 12 | | | 2 | 1 | 16 |
| | vs. MIN | vs. MIN | vs. MIN | -- | -- | -- | -- | @ IND | @ IND | @ IND | -- | -- | @ IND | vs. MIN | vs. MIN |
| | 5/25/18 | 5/25/18 | 5/25/15 | | | | | 6/2/18 | 6/2/18 | 6/2/18 | | | 6/2/18 | 5/25/18 | 5/25/18 |
| CAREER | 23 | 6 (5x) | 10 | | 1 (3x) | 11 | 12 | 7 (2x) | 14 | 17 | 4 (2x) | 4 | 5 (2x) | 8 | 38 |
| | vs. PHO | last vs. PHO | vs. PHO | -- | last @ SEA | vs. PHO | vs. PHO | last @ PHO | vs. ATL | vs. ATL | last vs. SAS | vs. ATL | last @ IND | vs. CON | vs. ATL |
| | 6/4/17 | 6/4/17 | 6/4/17 | | 5/26/17 | 6/4/17 | 6/4/17 | 7/9/17 | 6/7/17 | 6/7/17 | 9/1/17 | 9/1/15 | 8/23/17 | 7/16/15 | 6/22/16 |
| PLAYOFFS | 21 | 9 | 11 | | | 3 (2x) | 4 | 5 | 8 (2x) | 13 | | 1 (6x) | 2 (3x) | 3 | 30 |
| | vs. IND | vs. IND | vs. IND | -- | -- | last vs. IND | vs. WAS | vs. WAS | last @ IND | vs. WAS | -- | last vs. PHO | last vs. WAS | vs. IND | vs. WAS |
| | 9/23/15 | 9/23/15 | 9/23/15 | | | 9/23/15 | 9/18/15 | 9/22/15 | 9/27/15 | 9/22/15 | | 9/24/16 | 9/10/17 | 9/23/15 | 9/22/15 |

2018 GAME-BY-GAME STATISTICS

PRESEASON

| Opponent | Date | MIN | FGM | FGA | FG% | 3PM | 3PA | 3P% | FTM | FTA | FT% | OR | DR | REB | AST | STL | BLK | TO | PF | PTS | +/- |
|-----------------|------|-----|-----------------|-----|-----|-----|-----|-----|-----|-----|-----|----|----|-----|-----|-----|-----|----|----|-----|-----|
| vs. Dallas | 5/7 | | NWT - Left foot | | | | | | | | | | | | | | | | | | |
| vs. Los Angeles | 5/8 | | NWT - Left foot | | | | | | | | | | | | | | | | | | |

REGULAR SEASON

| | | | | | | | | | | | | | | | | | | | | | |
|-----------------|------|-----------------|---|---|-------|---|---|-------|---|---|-------|---|---|----|---|---|---|---|---|---|-----|
| at Chicago | 5/20 | DND - Left foot | | | | | | | | | | | | | | | | | | | |
| vs. Minnesota | 5/25 | 16:37 | 2 | 3 | 0.667 | 0 | 0 | 0.000 | 0 | 0 | 0.000 | 2 | 0 | 2 | 0 | 0 | 1 | 0 | 1 | 4 | 7 |
| vs. Dallas | 5/29 | 16:04 | 1 | 1 | 1.000 | 0 | 0 | 0.000 | 0 | 0 | 0.000 | 2 | 4 | 6 | 0 | 0 | 0 | 0 | 3 | 2 | -15 |
| @ Indiana | 6/2 | 25:46 | 1 | 2 | 0.500 | 0 | 0 | 0.000 | 0 | 0 | 0.000 | 3 | 9 | 12 | 0 | 0 | 0 | 2 | 5 | 2 | -2 |
| vs. Phoenix | 6/5 | DNP - Left foot | | | | | | | | | | | | | | | | | | | |
| vs. Connecticut | 6/7 | DND - Left foot | | | | | | | | | | | | | | | | | | | |



CENTER

#41 KIAH STOKES

4TH SEASON | CONNECTICUT '15 | CEDAR RAPIDS, IOWA | 6-3 | BORN MARCH 30, 1993

CAREER TRANSACTIONS: Selected by the New York Liberty in the First Round of the 2015 WNBA Draft, 11th overall selection.

CAREER HIGHLIGHTS:

- Named to the 2015 WNBA All-Rookie Team
- Named to the 2015 WNBA All-Defensive Second Team
- WNBA Rookie of the Month for August 2015
- Career-high and Liberty single-game record eight blocks against Connecticut on July 16
- Ranks 3rd in New York Liberty history with 144-career blocked shots
- Ranks 10th in New York Liberty history with 634-career rebounds
- Finished the 2016 season ranked 6th in the WNBA in blocks (1.4 bpg) and 7th in rebounds (7.4 rpg)

2017: Appeared in 34 games making 12 starts at center. . . Averaged 4.8 ppg, 6.3 rpg, and 1.2 bpg. . . Led the Liberty in blocked shots and ranked 2nd on the team in rebounding. . . Finished the season ranked 11th in the WNBA in blocks and 17th in rebounding. . . Collected 3 rebounds and 2 points against Washington in the WNBA Playoffs (9/10). . . Knocked down 2 points and grabbed 7 rebounds. Also managed 2 assists, 2 blocks, and 1 steal at Dallas (9/3). . . Went 3-4 from the floor to finish with 6 points in a win over San Antonio. Set a new season-high, and matched her career-high with 4 assists. Also matched season-high with 3 blocks (9/1). . . Finished with her 4th double-double of the season scoring 10 points and pulling down 10 rebounds. Achieved a new season-high with 2 steals in win over Chicago (8/27). . . Came off the bench to score 12 points, her 4th game in double figures of the season, going 5-6 from the field. Pulled down 4 rebounds against Indiana (8/8). . . Managed 10 points and 16 rebounds, 1 short of her career-high, to post her 3rd double-double of the season in win at Chicago. Also had 3 blocks and 1 steal to tie both of her season-highs (7/30). . . Scored 6 points, going 4-4 from the free-throw line. Pulled down double-digit rebounds with 10. Also had 2 blocks in win over Indiana (7/28). . . In her 23 minutes of play posted a 17 +/- rating. Scored 4 points, collected 6 rebounds, and blocked two shots (7/19). . . Posted double-digit rebounds with 10. Also scored 5 points and had 3 blocks against Washington (7/16). . . Collected double digit rebounds for the first time since she recorded her career-high. Finished with 12 rebounds and 2 points in Phoenix (7/9). . . Scored 4 points and grabbed 3 rebounds at Seattle (7/6). . . In win over Seattle Storm scored 8 points and had 6 rebounds, also matched a season-high with 3 blocks (6/11). . . Had a career-high 17 rebounds with 9 coming from the first quarter, and also finished with 7 points, 2 blocks, and 3 assists in a win over Atlanta (6/7). . . Smashed her previous career-high, finishing with 23 points in a win over the Mercury; shot 11-of-12 from the free-throw line, also had 14 rebounds, 1 shy of her career-high, and 2 blocks (6/4). . . Finished with a new career-high of 15 rebounds, with 7 on the offensive glass, and also tied career high of 13 points shooting 6-of-8 from the field in win against Dallas (6/2). . . Had 2 rebounds, 1 assist, and a blocked shot against the Sparks (5/30). . . Pulled down season-high 8 rebounds, swatted away 3 shots, and scored 2 points against Seattle (5/26). . . Grabbed 7 rebounds, 3 points, and 2 assists in first road game against Phoenix (5/23). . . Posted 6 points and 3 rebounds in game versus Minnesota (5/18). . . In season opening win over the Stars collected 4 rebounds, 2 assists, and 2 points (5/13).

PERSONAL: Born on March 30, 1993 . . . Mother Julie Saddler and father Greg Stokes . . . Father was an All-American basketball player at the University of Iowa, played for the Philadelphia 76ers and won gold with the 1983 USA Pan American Games Team. Psychology major . . . Averaged 25.0 points, 14.8 rebounds and 5.1 blocks per game in her final year at Linn-Mar High School . . . Named to the 2010 United State Women's Youth Olympic Games Team.



CENTER

#7 KIA VAUGHN

10TH SEASON | RUTGERS '09 | BRONX, N.Y. | 6-4 | BORN JANUARY 24, 1987

YEAR-BY-YEAR AVERAGES

| SEASON | TEAM | G | GS | MPG | FG% | 3P% | FT% | OREB | DREB | RPG | APG | SPG | BPG | TO | PF | PPG |
|--------|------|-----|-----|------|------|------|------|------|------|-----|-----|-----|-----|-----|-----|------|
| 2009 | NYL | 34 | 1 | 11.6 | .493 | .000 | .500 | 1.0 | 1.6 | 2.6 | 0.2 | 0.1 | 0.0 | 0.9 | 1.7 | 4.8 |
| 2010 | NYL | 30 | 0 | 8.1 | .348 | 1.00 | .650 | 0.5 | 0.9 | 1.4 | 0.3 | 0.2 | 0.2 | 0.6 | 1.5 | 2.1 |
| 2011 | NYL | 34 | 34 | 28.1 | .497 | .000 | .786 | 2.8 | 3.9 | 6.7 | 1.1 | 1.1 | 0.7 | 1.7 | 2.9 | 10.1 |
| 2012 | NYL | 31 | 17 | 22.9 | .430 | .000 | .656 | 1.5 | 3.4 | 5.0 | 0.9 | 0.5 | 0.8 | 1.0 | 2.5 | 6.4 |
| 2013 | WAS | 34 | 15 | 20.0 | .425 | .000 | .761 | 1.5 | 3.7 | 5.2 | 0.6 | 0.7 | 1.0 | 1.5 | 2.3 | 6.9 |
| 2014 | WAS | 33 | 33 | 24.1 | .458 | .000 | .634 | 1.8 | 4.5 | 6.3 | 1.2 | 0.9 | 0.4 | 1.4 | 2.3 | 9.0 |
| 2015 | WAS | 20 | 1 | 17.8 | .451 | .000 | .667 | 1.1 | 3.1 | 4.2 | 1.0 | 0.3 | 0.3 | 1.2 | 2.1 | 5.7 |
| 2016 | WAS | 34 | 4 | 19.8 | .503 | .000 | .750 | 1.2 | 3.1 | 4.3 | 0.6 | 0.5 | 0.5 | 0.9 | 1.4 | 6.3 |
| 2017 | NYL | 28 | 22 | 19.6 | .536 | .000 | .583 | 1.9 | 3.0 | 4.9 | 0.7 | 0.4 | 0.3 | 0.8 | 2.0 | 5.8 |
| Career | | 278 | 127 | 19.3 | .466 | .167 | .678 | 1.5 | 3.0 | 4.5 | 0.7 | 0.6 | 0.5 | 1.2 | 2.1 | 6.4 |

YEAR-BY-YEAR TOTALS

| SEASON | TEAM | G | GS | MIN | FGM-A | 3PM-A | FTM-A | OREB | DREB | REB | AST | STL | BLK | TO | PF | PTS |
|--------|------|-----|-----|------|------------|-------|-----------|------|------|------|-----|-----|-----|-----|-----|------|
| 2009 | NYL | 34 | 1 | 396 | 73 - 148 | 0 - 2 | 17 - 34 | 35 | 53 | 88 | 8 | 6 | 3 | 32 | 57 | 163 |
| 2010 | NYL | 30 | 0 | 243 | 24 - 69 | 1 - 1 | 13 - 20 | 15 | 27 | 42 | 10 | 6 | 6 | 18 | 44 | 62 |
| 2011 | NYL | 34 | 34 | 955 | 149 - 300 | 0 - 0 | 44 - 56 | 96 | 131 | 227 | 39 | 40 | 25 | 61 | 97 | 342 |
| 2012 | NYL | 31 | 17 | 710 | 89 - 207 | 0 - 0 | 21 - 32 | 48 | 106 | 154 | 27 | 16 | 25 | 31 | 76 | 199 |
| 2013 | WAS | 34 | 15 | 680 | 99 - 233 | 0 - 1 | 35 - 46 | 50 | 126 | 176 | 22 | 24 | 37 | 52 | 78 | 233 |
| 2014 | WAS | 33 | 33 | 795 | 135 - 295 | 0 - 2 | 26 - 41 | 60 | 147 | 207 | 39 | 31 | 15 | 47 | 75 | 296 |
| 2015 | WAS | 20 | 1 | 355 | 46 - 102 | 0 - 0 | 22 - 33 | 22 | 62 | 84 | 20 | 7 | 7 | 25 | 41 | 114 |
| 2016 | WAS | 34 | 4 | 672 | 97 - 193 | 0 - 0 | 21 - 28 | 41 | 106 | 147 | 21 | 20 | 18 | 32 | 49 | 215 |
| 2017 | NYL | 28 | 22 | 549 | 74 - 138 | 0 - 0 | 14 - 24 | 54 | 83 | 137 | 20 | 12 | 11 | 23 | 55 | 162 |
| Career | | 278 | 127 | 5356 | 786 - 1685 | 1 - 6 | 213 - 314 | 421 | 841 | 1262 | 206 | 162 | 147 | 321 | 572 | 1786 |

PLAYOFF YEAR-BY-YEAR AVERAGES

| SEASON | TEAM | G | GS | MPG | FG% | 3P% | FT% | OREB | DREB | RPG | APG | SPG | BPG | TO | PF | PTS |
|--------|------|----|----|------|------|------|------|------|------|-----|-----|-----|-----|-----|-----|-----|
| 2010 | NYL | 5 | 0 | 15.6 | .625 | .000 | .462 | 1.0 | 2.0 | 3.0 | 0.6 | 0.0 | 0.6 | 1.0 | 1.8 | 5.2 |
| 2011 | NYL | 3 | 3 | 26.0 | .571 | .000 | .900 | 2.0 | 4.3 | 6.3 | 1.3 | 1.0 | 0.3 | 1.0 | 1.7 | 8.3 |
| 2012 | NYL | 2 | 0 | 22.5 | .417 | .000 | 1.00 | 3.0 | 5.5 | 8.5 | 1.0 | 0.0 | 0.5 | 1.5 | 2.5 | 5.5 |
| 2013 | WAS | 3 | 3 | 24.9 | .462 | .000 | .000 | 0.7 | 4.3 | 5.0 | 0.7 | 0.6 | 0.6 | 1.3 | 3.0 | 8.0 |
| 2014 | WAS | 2 | 2 | 23.0 | .300 | .000 | .500 | 1.5 | 3.5 | 5.0 | 0.5 | 0.5 | 0.0 | 2.0 | 3.5 | 3.5 |
| 2015 | WAS | 3 | 0 | 16.6 | .538 | .000 | .833 | 1.3 | 3.0 | 4.3 | 0.3 | 0.0 | 0.0 | 0.6 | 1.3 | 6.3 |
| 2017 | NYL | 1 | 1 | 14.8 | 0.0 | 0.0 | 0.0 | 1.0 | 4.0 | 5.0 | 0.0 | 0.0 | 0.0 | 2.0 | 0.0 | 0.0 |
| Career | | 10 | 3 | 20.1 | 54.8 | 0.0 | 66.7 | 1.7 | 3.4 | 5.1 | 0.9 | 0.3 | 0.5 | 1.1 | 1.9 | 6.2 |

PLAYOFF YEAR-BY-YEAR TOTALS

| SEASON | TEAM | G | GS | MIN | FGM-A | 3PM-A | FTM-A | OREB | DREB | REB | AST | STL | BLK | TO | PF | PTS |
|--------|------|----|----|-----|---------|-------|---------|------|------|-----|-----|-----|-----|----|----|-----|
| 2010 | NYL | 5 | 0 | 78 | 10 - 16 | 0 - 0 | 6 - 13 | 5 | 10 | 15 | 3 | 0 | 3 | 5 | 9 | 26 |
| 2011 | NYL | 3 | 3 | 78 | 8 - 14 | 0 - 0 | 9 - 10 | 6 | 13 | 19 | 4 | 3 | 1 | 3 | 5 | 25 |
| 2012 | NYL | 2 | 0 | 45 | 5 - 12 | 0 - 0 | 1 - 1 | 6 | 11 | 17 | 2 | 0 | 1 | 3 | 5 | 11 |
| 2013 | WAS | 3 | 3 | 75 | 12 - 26 | 0 - 0 | 0 - 0 | 2 | 13 | 15 | 2 | 2 | 2 | 4 | 9 | 24 |
| 2014 | WAS | 2 | 2 | 46 | 3 - 10 | 0 - 0 | 1 - 2 | 3 | 7 | 10 | 1 | 1 | 0 | 4 | 7 | 7 |
| 2015 | WAS | 3 | 0 | 50 | 7 - 13 | 0 - 1 | 5 - 6 | 4 | 9 | 13 | 1 | 0 | 0 | 2 | 4 | 19 |
| 2017 | NYL | 1 | 1 | 15 | 0 - 2 | 0 - 0 | 0 - 0 | 1 | 4 | 5 | 0 | 0 | 0 | 2 | 0 | 0 |
| Career | | 19 | 9 | 386 | 45 - 93 | 0 - 1 | 22 - 32 | 27 | 67 | 94 | 13 | 6 | 7 | 23 | 39 | 112 |



CENTER

#7 KIA VAUGHN

10TH SEASON | RUTGERS '09 | BRONX, N.Y. | 6-4 | BORN JANUARY 24, 1987

| | PTS | FGM | FGA | 3FGM | 3FGA | FTM | FTA | OREB | DREB | REB | AST | STL | TO | BLK | MIN |
|----------|-------------------------|------------------------|-----------------------------|----------------------|---------------------------------|-------------------------|-----------------------------------|----------------------------------|--------------------------------|--------------------------------|-------------------------|----------------------------------|-----------------------------------|---------------------------------|----------------------------------|
| SEASON | 8 vs. CON 6/7/18 | 3 vs. CON 6/7/18 | 5 (2x) vs. CON 6/7/18 | -- | -- | 2 vs. CON 6/7/18 | 3 vs. CON 6/7/18 | 1 (3x) last vs. CON 6/7/18 | 4 vs. PH) 6/5/18 | 5 vs. PHO 6/5/18 | 3 vs. CON 6/7/18 | 2 vs. DAL 5/29/18 | 2 vs. CON 6/2/18 | -- | 20 vs. PHO 6/2/18 |
| CAREER | 24 @ TUL 6/23/11 | 12 @ TUL 6/23/11 | 16 @ IND 8/8/14 | 1 @ CHI 6/8/10 | 1 (6x) last @ MIN 6/20/14 | 6 vs. CT 9/13/13 | 7 vs. IND 7/2/14 | 9 vs. ATL 6/24/12 | 11 vs. NY 9/15/13 | 13 @ MIN 6/20/14 | 6 @ NY 7/29/14 | 4 (2x) last vs. IND 6/6/14 | 6 @ CT 6/14/16 | 4 vs. DAL 5/18/16 | 38 @ SEA 6/22/14 |
| PLAYOFFS | 13 vs. IND 9/1/10 | 6 @ ATL 9/19/13 | 12 @ ATL 9/19/13 | -- | 1 @ NY 9/18/15 | 6 vs. IND 9/17/11 | 6 (2x) last vs. IND 9/17/11 | 4 @ CT 9/27/12 | 7 (3x) last @ NY 9/22/15 | 9 (2x) last @ NY 9/22/15 | 3 vs. IND 9/17/11 | 3 vs. IND 9/17/11 | 3 (3x) last vs. IND 8/23/14 | 2 (2x) last @ ATL 9/19/13 | 27 (3x) last @ IND 8/21/14 |

2018 GAME-BY-GAME STATISTICS

PRESEASON

| Opponent | Date | MIN | FGM | FGA | FG% | 3PM | 3PA | 3P% | FTM | FTA | FT% | OR | DR | REB | AST | STL | BLK | TO | PF | PTS | +/- |
|-----------------|------|-----|--------------|-----|-----|-----|-----|-----|-----|-----|-----|----|----|-----|-----|-----|-----|----|----|-----|-----|
| vs. Dallas | 5/7 | | NWT - Turkey | | | | | | | | | | | | | | | | | | |
| vs. Los Angeles | 5/8 | | NWT - Turkey | | | | | | | | | | | | | | | | | | |

REGULAR SEASON

| | | | | | | | | | | | | | | | | | | | | | |
|-----------------|------|-------|--------------|---|-------|---|---|-------|---|---|-------|---|---|---|---|---|---|---|---|---|----|
| at Chicago | 5/20 | | NWT - Turkey | | | | | | | | | | | | | | | | | | |
| vs. Minnesota | 5/20 | | NWT - Turkey | | | | | | | | | | | | | | | | | | |
| vs. Dallas | 5/29 | 13:56 | 1 | 3 | 0.333 | 0 | 0 | 0.000 | 0 | 0 | 0.000 | 1 | 1 | 2 | 0 | 2 | 0 | 1 | 2 | 2 | 6 |
| @ Indiana | 6/2 | 9:05 | 0 | 0 | 0.000 | 0 | 0 | 0.000 | 0 | 0 | 0.000 | 0 | 1 | 1 | 0 | 0 | 0 | 1 | 0 | 0 | 5 |
| vs. Phoenix | 6/5 | 19:54 | 1 | 5 | 0.200 | 0 | 0 | 0.000 | 0 | 0 | 0.000 | 1 | 4 | 5 | 0 | 1 | 0 | 0 | 3 | 2 | -8 |
| vs. Connecticut | 6/7 | 17:54 | 3 | 5 | 0.600 | 0 | 0 | 0.000 | 2 | 3 | 0.667 | 1 | 3 | 4 | 3 | 1 | 0 | 2 | 2 | 8 | 3 |



CENTER

#7 KIA VAUGHN

10TH SEASON | RUTGERS '09 | BRONX, N.Y. | 6-4 | BORN JANUARY 24, 1987

CAREER TRANSACTIONS: Selected in the first round (8th overall) by the New York Liberty in the 2009 WNBA Draft... Acquired by the Washington Mystics in addition to a 2013 2nd Round Pick (No. 17 overall) in exchange for a 2013 1st Round Pick (7th overall)... Traded to the New York Liberty on January 30, 2017 along with guard Bria Hartley in exchange for center Carolyn Swords... Re-signed with the Liberty as an unrestricted free agent on Feb. 9, 2018.

CAREER HIGHLIGHTS:

- Drafted 8th Overall by the New York Liberty in 2009
- Career averages of 6.4 points and 4.5 rebounds per game
- Career highs of 10.1 ppg and 6.7 rpg with New York in 2011; led the Liberty in rebounding that season.
- Has appeared in the WNBA Playoffs in 7 of her 9 WNBA seasons, advancing to the Eastern Conference Finals with New York in 2010

2017: Appeared in 28 games, making 22 starts at center... Averaged 5.8 points and 4.9 rebounds per game... Ranked 3rd on the Liberty in rebounding... Grabbed 5 rebounds against Washington in the WNBA Playoffs (9/10)... Scored 11 points and collected 6 rebounds against Dallas (9/3)... Went 5-6 from the floor to collect 10 points. Grabbed 6 rebounds in win over San Antonio (9/1)... Managed a team-high 9 rebounds, recorded a steal and block in home win over Washington (8/25)... Finished with 4 points and 3 rebounds, all of which came on offensive end. Also had 2 assists and 2 steals in road win over Indiana (8/23)... Posted 6 points and 7 rebounds for the 2nd-consecutive game in a home win over Los Angeles (8/13)... Scored 6 points and was 2nd on the team with 7 rebounds in a road win over the Dream (8/11)... Shot 4-6 from the field to finish with 8 points at San Antonio. Grabbed 3 rebounds and matched her season-high with 2 assists (8/1)... Connected on 3 shots for 6 points and pulled down 6 rebounds against Indiana (7/28)... Scored 6 points and pulled down 7 rebounds against Washington (7/16)... Connected on 4-of-8 field goals to finish with 8 points. Pulled down 4 rebounds and dished out 2 assists against Chicago (7/14)... Scored 7 points and had 4 rebounds against Phoenix (7/9)... Finished with a season-high 13 points and 11 rebounds to post her first double-double since July 29, 2014, and first double-digit rebounding effort since Aug. 5, 2015 in a win at Seattle (7/6)... Scored a season-high 10 points and had 8 rebounds against Atlanta. Also tied season-high for assists and steals with 2 and 1 respectively (7/2)... Finished with a season-high 9 rebounds and 2 blocks. Also scored 6 points against Washington (6/29)... Saw her first action since May 30th. Finished with 4 points, 4 rebounds, and a season-high 2 assists against Connecticut (6/23)... Missed 6 games in June while competing for the Czech Republic National Team in the 2017 EuroBasket Women Tournament in the Czech Republic... Posted a season-high 9 points and 5 rebounds in a win against the Mercury (5/23)... Scored 7 points and grabbed 5 rebounds against Minnesota (5/18)... Scored 4 of her 7 points in the first quarter against the Stars, also grabbed 3 rebounds (5/13).

PERSONAL: Born and raised in the Bronx... Eldest daughter of Aja Ellington, has seven younger brothers... Has a dog named Prince... Walked past Madison Square Garden everyday on her way to high school at St. Michael's Academy in mid-town Manhattan... Pre-game ritual is to listen to her favorite singer, Beyonce on her iPod... Wears No. 15 because one of her younger brothers was born on December 15... Journalism major at Rutgers... Credits her exceptional foot skills to double-dutch jump roping... The most surprising fact about her is her fear of clowns... Began playing basketball in middle school by the influence of her mother... Was named the 2005 New



CENTER

#17 AMANDA ZAHUI B.

4TH SEASON | MINNESOTA | STOCKHOLM, SWEDEN. | 6-5 | BORN SEPT. 8, 1993

YEAR-BY-YEAR AVERAGES

| SEASON | TEAM | G | GS | MPG | FG% | 3P% | FT% | OREB | DREB | RPG | APG | SPG | BPG | TO | PF | PPG |
|--------|------|----|----|------|------|------|------|------|------|-----|-----|-----|-----|-----|-----|-----|
| 2015 | TUL | 31 | 0 | 9.7 | .361 | .333 | .750 | 0.8 | 1.6 | 2.4 | 0.3 | 0.2 | 0.6 | 0.6 | 1.9 | 3.4 |
| 2016 | NYL | 33 | 1 | 11.3 | .449 | .188 | .787 | 1.3 | 1.9 | 3.2 | 0.4 | 0.3 | 0.6 | 1.1 | 2.1 | 5.0 |
| 2017 | NYL | 29 | 0 | 5.3 | .400 | .250 | .750 | 0.3 | 0.8 | 1.1 | 0.3 | 0.1 | 0.2 | 0.5 | 1.2 | 2.2 |
| Career | | 93 | 1 | 8.9 | .407 | .283 | .774 | 0.8 | 1.4 | 2.3 | 0.3 | 0.3 | 0.5 | 0.8 | 1.7 | 3.6 |

YEAR-BY-YEAR TOTALS

| SEASON | TEAM | G | GS | MIN | FGM-A | 3PM-A | FTM-A | OREB | DREB | REB | AST | STL | BLK | TO | PF | PTS |
|--------|------|----|----|-----|---------|-------|-------|------|------|-----|-----|-----|-----|----|-----|-----|
| 2015 | TUL | 31 | 0 | 300 | 39-108 | 12-36 | 15-20 | 26 | 49 | 75 | 10 | 7 | 19 | 20 | 58 | 105 |
| 2016 | NYL | 33 | 1 | 374 | 57-127 | 3-16 | 48-61 | 42 | 62 | 104 | 12 | 11 | 22 | 37 | 69 | 165 |
| 2017 | NYL | 29 | 0 | 155 | 26-65 | 2-8 | 9-12 | 9 | 22 | 31 | 10 | 5 | 6 | 15 | 35 | 63 |
| Career | | 93 | 1 | 829 | 122-300 | 17-60 | 72-93 | 77 | 133 | 210 | 32 | 23 | 47 | 72 | 162 | 333 |

PLAYOFF YEAR-BY-YEAR AVERAGES

| SEASON | TEAM | G | GS | MPG | FG% | 3P% | FT% | OREB | DREB | RPG | APG | SPG | BPG | TO | PF | PTS |
|--------|------|---|----|-----|-------|------|------|------|------|-----|-----|-----|-----|-----|-----|-----|
| 2015 | TUL | 2 | 0 | 5.9 | .000 | .000 | .000 | .000 | 1.5 | 1.5 | 0.0 | 0.0 | 0.5 | 0.0 | 0.0 | 0.0 |
| 2016 | NYL | 1 | 0 | 6.4 | 1.000 | .000 | .000 | 1.0 | 1.0 | 2.0 | 0.0 | 0.0 | 0.0 | 0.0 | 1.0 | 2.0 |
| 2017 | NYL | 1 | 0 | 1.2 | 0.0 | 0.0 | 0.0 | 0.0 | 1.0 | 1.0 | 0.0 | 0.0 | 0.0 | 0.0 | 0.0 | 0.0 |
| Career | | 4 | 0 | 4.8 | 25.0 | 0.0 | 0.0 | 0.3 | 1.3 | 1.5 | 0.0 | 0.0 | 0.3 | 0.0 | 0.3 | 0.5 |

PLAYOFF YEAR-BY-YEAR TOTALS

| SEASON | TEAM | G | GS | MPG | FG% | 3P% | FT% | OREB | DREB | RPG | APG | SPG | BPG | TO | PF | PTS |
|--------|------|---|----|-----|-----|-----|-----|------|------|-----|-----|-----|-----|----|----|-----|
| 2015 | TUL | 2 | 0 | 12 | 0-3 | 0-3 | 0-0 | 0 | 3 | 3 | 0 | 0 | 1 | 0 | 0 | 0 |
| 2016 | NYL | 1 | 0 | 6 | 1-1 | 0-0 | 0-0 | 1 | 1 | 2 | 0 | 0 | 0 | 0 | 1 | 2 |
| 2017 | NYL | 1 | 0 | 1 | 0-0 | 0-0 | 0-0 | 0 | 1 | 1 | 0 | 0 | 0 | 0 | 0 | 0 |
| Career | | 4 | 0 | 19 | 1-4 | 0-3 | 0-0 | 1 | 5 | 6 | 0 | 0 | 1 | 0 | 1 | 2 |


CAREER TRANSACTIONS: Selected second in the first round (second overall) by the Tulsa Shock in the 2015 WNBA Draft... Acquired from Dallas along with a 2017 second round pick in exchange for New York's first round draft pick in 2017.

CAREER HIGHLIGHTS:

- Drafted second overall by the Tulsa Shock in the 2015 WNBA Draft.
- Scored a career-high 17 points against Minnesota on June 29, 2016.
- Made her first-career start at Minnesota on June 29, 2016, and nearly recorded a double-double with 15 points and 9 rebounds
- Shot .333 percent from 3-point range during rookie season.
- Career-best five blocked shots against San Antonio on June 14, 2015.

2017: Appeared in 29 games for the Liberty... Averaged 2.2 ppg and 1.1 rpg... Came off the bench to score a season-high 8 points. Also managed a season-high 6 rebounds in win over Chicago (8/27)... Knocked down a bucket for 2 points and 1 rebound in win against Indiana (8/23)... Matched her season-high with 7 points. Set a new season-high with 4 rebounds at Los Angeles (8/4)... Finished with 5 points, 1 rebound, and 1 assist at San Antonio (8/1)... Scored 2 points and pulled down 2 rebounds against Washington (7/16)... Posted her first 3-pointer of the season against Chicago (7/14)... Finished with 2 points and 1 rebound against Washington (6/29)... Recorded a season-high 7 points off the bench; also had 2 blocks and 2 rebounds against Dallas (6/16)... Scored a season-high 6 points and had 1 block against Connecticut (6/14)... Against Seattle had 1 assist, 1 rebound, and 1 steal (6/11)... Tied her season-high in scoring with 4 points in win over Atlanta Dream and also recorded her 1st block of the season (6/7)... Played for 8 minutes and pulled down a season-high 2 rebounds against Phoenix (6/4)... Scored 2 points and had 1 rebound against Dallas (6/2)... Played for 2 minutes in game versus LA (5/30)... In first road game, had 1 rebound and 1 assist against Phoenix (5/23)... Scored 4 points in the second half of the game against the Stars, also had 2 rebounds (5/13).

PERSONAL: Born on Sept. 8, 1993, in Stockholm, Sweden... Daughter of Annsö and Alex Zahui Bazoukou... Has a younger brother named Aaron... Annsö lived in Spain and France before moving to Stockholm, and Alex lived in his native country, the Ivory Coast, before moving to Sweden to pursue a career... Amanda began playing basketball after first experimenting with tennis, field hockey, soccer and circus classes as a child... Moved into her own apartment at 15 years old to attend a school where her basketball development would be most benefited... 2012 graduate of Igelstavikens Gymnasium... Named Rookie of the Year (2010) and Center of the Year (2011, 2012) while playing in Sweden... Has played on Sweden's national team since she was 13 years old... Considered playing for the University of Washington and the University of Louisville but chose Minnesota because, "It just felt like home."... Plays video games, car games in particular, as a hobby... Would attend Martin Luther King Jr.'s "I Have a Dream" speech if she could go back in time.



CENTER

#17 AMANDA ZAHUI B.

4TH SEASON | MINNESOTA | STOCKHOLM, SWEDEN. | 6-5 | BORN SEPT. 8, 1993

| | PTS | FGM | FGA | 3FGM | 3FGA | FTM | FTA | OREB | DREB | REB | AST | STL | TO | BLK | MIN |
|----------|---------|------------|------------|--------------|--------------|--------------|---------|---------|--------------|--------------|--------------|------------|--------------|------------|---------|
| SEASON | 15 | 6 | 10 | 1 (2x) | 3 (2x) | 2 (3x) | 3 | 5 | 4 (2x) | 8 | 1 (4x) | 2 | 5 | 1 (2x) | 22 |
| | @ CHI | @ CHI | @ CHI | last vs. PHO | last vs. PHO | last vs. PHO | @ CHI | vs. PHO | last vs. MIN | vs. PHO | last vs. PHO | @ CHI | last vs. PHO | last @ IND | @ CHI |
| | 5/20/18 | 5/20/18 | 5/20/18 | 6/5/18 | 6/5/18 | 6/5/18 | 5/20/18 | 6/5/18 | 5/25/18 | 6/5/18 | 6/5/18 | 5/20/18 | 6/5/18 | 6/2/18 | 5/20/18 |
| CAREER | 17 | 6 (4x) | 12 (2x) | 3 | 4 | 6 | 8 | 6 | 7 | 9 (3x) | 4 | 2 (4x) | 4 | 5 | 34 |
| | @ MIN | last @ CHI | last @ WAS | vs. PHO | vs. PHO | vs. DAL | vs. ATL | vs. SEA | @ MIN | last @ WAS | vs. PHO | last @ MIN | @ WAS | @ SA | @ MIN |
| | 6/29/16 | 5/20/18 | 7/20/16 | 9/13/15 | 9/13/15 | 5/15/16 | 7/13/16 | 9/7/16 | 6/29/16 | 7/20/16 | 9/13/15 | 6/29/16 | 6/29/17 | 6/14/15 | 6/29/16 |
| PLAYOFFS | 2 | 1 | 3 | | 3 | | | 1 | 2 | 2 (2x) | | | | 1 | 7 |
| | vs. PHO | vs. PHO | vs. PHO | -- | vs. PHO | -- | -- | vs. PHO | @ PHO | last vs. PHO | -- | -- | -- | @ PHO | @ PHO |
| | 9/24/16 | 9/24/16 | 9/19/15 | | 9/19/15 | | | 9/24/16 | 9/17/15 | 9/24/16 | | | | 9/17/15 | 9/17/15 |

2018 GAME-BY-GAME STATISTICS

PRESEASON

| Opponent | Date | MIN | FGM | FGA | FG% | 3PM | 3PA | 3P% | FTM | FTA | FT% | OR | DR | REB | AST | STL | BLK | TO | PF | PTS | +/- |
|-----------------|------|-----|-----|-----|-----|-----|-----|-----|-----|-----|-----|----|----|-----|-----|-----|-----|----|----|-----|-----|
| vs. Dallas | 5/7 | | NWT | | | | | | | | | | | | | | | | | | |
| vs. Los Angeles | 5/8 | | NWT | | | | | | | | | | | | | | | | | | |

REGULAR SEASON

| | | | | | | | | | | | | | | | | | | | | | |
|-----------------|------|-------|---|----|-------|---|---|-------|---|---|-------|---|---|---|---|---|---|---|---|----|-----|
| at Chicago | 5/20 | 22:04 | 6 | 10 | 0.600 | 1 | 1 | 1.000 | 2 | 3 | 0.667 | 3 | 4 | 7 | 1 | 2 | 1 | 2 | 0 | 15 | 8 |
| vs. Minnesota | 5/25 | 14:16 | 1 | 5 | 0.200 | 0 | 3 | 0.000 | 2 | 2 | 1.000 | 1 | 4 | 5 | 1 | 0 | 0 | 1 | 3 | 4 | -6 |
| vs. Dallas | 5/29 | 2:37 | 1 | 2 | 0.500 | 0 | 1 | 0.000 | 0 | 0 | 0.000 | 0 | 0 | 0 | 0 | 0 | 0 | 0 | 1 | 2 | -5 |
| @ Indiana | 6/2 | 8:21 | 0 | 1 | 0.000 | 0 | 0 | 0.000 | 0 | 0 | 0.000 | 0 | 2 | 2 | 1 | 0 | 1 | 2 | 1 | 0 | 7 |
| vs. Phoenix | 6/5 | 15:54 | 3 | 6 | 0.500 | 1 | 3 | 0.333 | 2 | 2 | 1.000 | 5 | 3 | 8 | 1 | 0 | 0 | 5 | 4 | 9 | 7 |
| vs. Connecticut | 6/7 | 11:21 | 3 | 8 | 0.375 | 0 | 2 | 0.000 | 1 | 1 | 1.000 | 0 | 0 | 0 | 0 | 0 | 0 | 1 | 2 | 7 | -13 |



GUARD

#1 SHAVONTE ZELLOUS

10TH SEASON | PITTSBURGH '09 | ORLANDO, FLA. | 5-10 | BORN AUG. 28, 1986

YEAR-BY-YEAR AVERAGES

| SEASON | TEAM | G | GS | MPG | FG% | 3P% | FT% | OREB | DREB | RPG | APG | SPG | BPG | TO | PF | PPG |
|--------|------|-----|-----|------|------|------|------|------|------|-----|-----|-----|-----|-----|-----|------|
| 2009 | DET | 34 | 4 | 23.6 | .397 | .306 | .856 | 0.7 | 2.4 | 3.1 | 1.8 | 0.7 | 0.5 | 2.2 | 3.3 | 11.9 |
| 2010 | TUL | 4 | 1 | 16.8 | .161 | .100 | .833 | 0.3 | 0.5 | 0.8 | 2.5 | 0.5 | 0.0 | 0.5 | 1.8 | 4.0 |
| 2010 | IND | 27 | 0 | 15.5 | .362 | .280 | .747 | 0.5 | 1.6 | 2.1 | 1.3 | 0.4 | 0.5 | 1.2 | 2.0 | 5.9 |
| 2011 | IND | 33 | 2 | 14.0 | .438 | .265 | .784 | 0.6 | 1.8 | 2.4 | 1.4 | 0.3 | 0.4 | 0.9 | 2.2 | 5.5 |
| 2012 | IND | 31 | 31 | 22.3 | .369 | .345 | .770 | 0.9 | 1.8 | 2.7 | 1.7 | 0.7 | 0.4 | 1.3 | 2.3 | 7.5 |
| 2013 | IND | 29 | 29 | 31.3 | .415 | .348 | .780 | 0.9 | 2.5 | 3.4 | 1.7 | 0.9 | 0.7 | 1.8 | 3.2 | 14.7 |
| 2014 | IND | 34 | 33 | 27.4 | .411 | .305 | .784 | 0.6 | 2.1 | 2.8 | 2.1 | 0.7 | 0.4 | 1.6 | 2.9 | 11.0 |
| 2015 | IND | 23 | 1 | 22.2 | .379 | .241 | .771 | 0.6 | 1.8 | 2.4 | 1.9 | 0.9 | 0.3 | 1.1 | 3.0 | 8.4 |
| 2016 | NYL | 33 | 1 | 23.3 | .403 | .192 | .851 | 0.5 | 1.9 | 2.5 | 2.2 | 0.8 | 0.1 | 1.3 | 1.9 | 8.8 |
| 2017 | NYL | 34 | 34 | 29.1 | .423 | .333 | .823 | 1.0 | 3.0 | 4.0 | 2.8 | 0.9 | 0.2 | 1.9 | 3.4 | 11.7 |
| Career | | 282 | 136 | 23.2 | .399 | .304 | .806 | 0.7 | 2.1 | 2.8 | 1.9 | 0.7 | 0.4 | 1.5 | 2.7 | 9.5 |

YEAR-BY-YEAR TOTALS

| SEASON | TEAM | G | GS | MIN | FGM-A | 3PM-A | FTM-A | OREB | DREB | REB | AST | STL | BLK | TO | PF | PTS |
|--------|------|-----|-----|------|------------|-----------|------------|------|------|-----|-----|-----|-----|-----|-----|------|
| 2009 | DET | 34 | 4 | 802 | 118 - 297 | 15 - 49 | 155 - 181 | 25 | 81 | 106 | 62 | 27 | 17 | 77 | 111 | 406 |
| 2010 | TUL | 4 | 1 | 67 | 5 - 31 | 1 - 10 | 5 - 6 | 1 | 2 | 3 | 10 | 2 | 0 | 2 | 7 | 16 |
| 2010 | IND | 27 | 0 | 418 | 47 - 130 | 7 - 25 | 59 - 79 | 14 | 42 | 56 | 35 | 12 | 16 | 33 | 55 | 160 |
| 2011 | IND | 33 | 2 | 463 | 57 - 130 | 9 - 34 | 58 - 74 | 21 | 59 | 80 | 45 | 12 | 15 | 32 | 74 | 181 |
| 2012 | IND | 31 | 31 | 692 | 79 - 214 | 19 - 55 | 57 - 74 | 27 | 57 | 84 | 54 | 23 | 15 | 43 | 71 | 234 |
| 2013 | IND | 29 | 29 | 908 | 146 - 352 | 39 - 112 | 96 - 123 | 27 | 73 | 100 | 48 | 27 | 21 | 54 | 93 | 427 |
| 2014 | IND | 34 | 33 | 931 | 131 - 319 | 25 - 82 | 87 - 111 | 22 | 72 | 94 | 71 | 24 | 16 | 55 | 100 | 374 |
| 2015 | IND | 23 | 1 | 511 | 61 - 161 | 7 - 29 | 64 - 83 | 13 | 42 | 55 | 43 | 22 | 8 | 27 | 68 | 193 |
| 2016 | NYL | 33 | 1 | 770 | 91 - 226 | 5 - 26 | 103 - 121 | 18 | 63 | 81 | 73 | 29 | 6 | 44 | 64 | 290 |
| 2017 | NYL | 34 | 34 | 991 | 123 - 291 | 16 - 48 | 135 - 164 | 33 | 103 | 136 | 95 | 29 | 8 | 65 | 115 | 397 |
| Career | | 282 | 136 | 6553 | 858 - 2151 | 143 - 470 | 819 - 1016 | 201 | 594 | 795 | 536 | 207 | 122 | 432 | 758 | 2678 |

PLAYOFF YEAR-BY-YEAR AVERAGES

| SEASON | TEAM | G | GS | MPG | FG% | 3P% | FT% | OREB | DREB | RPG | APG | SPG | BPG | TO | PF | PPG |
|--------|------|----|----|------|------|------|------|------|------|-----|-----|-----|-----|-----|-----|------|
| 2009 | DET | 5 | 0 | 29.0 | .353 | .412 | .852 | 1.6 | 3.4 | 5.0 | 2.8 | 1.2 | 0.6 | 1.4 | 3.0 | 15.6 |
| 2010 | IND | 3 | 0 | 10.3 | .600 | .000 | .857 | 0.3 | 0.3 | 0.7 | 0.7 | 0.0 | 0.3 | 0.6 | 1.0 | 4.0 |
| 2011 | IND | 5 | 1 | 19.2 | .429 | .400 | .600 | 0.6 | 2.0 | 2.6 | 1.4 | 0.4 | 0.6 | 1.2 | 2.8 | 8.6 |
| 2012 | IND | 10 | 5 | 27.9 | .398 | .267 | .857 | 1.0 | 1.9 | 2.9 | 1.7 | 0.9 | 0.8 | 1.7 | 2.7 | 10.6 |
| 2013 | IND | 4 | 4 | 26.6 | .447 | .417 | .923 | 1.0 | 2.8 | 3.8 | 2.0 | 0.2 | 0.5 | 0.0 | 3.0 | 12.8 |
| 2014 | IND | 5 | 5 | 35.5 | .389 | .292 | .750 | 1.0 | 2.4 | 3.4 | 1.0 | 0.4 | 0.8 | 0.6 | 3.4 | 14.4 |
| 2015 | IND | 11 | 0 | 21.5 | .438 | .308 | .800 | 0.5 | 1.8 | 2.4 | 1.9 | 0.7 | 0.5 | 1.2 | 2.6 | 7.6 |
| 2016 | NYL | 1 | 0 | 27.8 | .444 | .000 | .500 | 1.0 | 2.0 | 3.0 | 1.0 | 1.0 | 0.0 | 0.0 | 1.0 | 10.0 |
| 2017 | NYL | 1 | 1 | 25.6 | .143 | .000 | 100 | 1.0 | 5.0 | 6.0 | 1.0 | 1.0 | 0.0 | 2.0 | 2.0 | 4.0 |
| Career | | 45 | 16 | 25.0 | .403 | .321 | .805 | 0.9 | 2.2 | 3.0 | 1.7 | 0.7 | 0.6 | 1.1 | 2.7 | 10.2 |

PLAYOFF YEAR-BY-YEAR TOTALS

| SEASON | TEAM | G | GS | MIN | FGM-A | 3PM-A | FTM-A | OREB | DREB | REB | AST | STL | BLK | TO | PF | PTS |
|--------|------|----|----|------|-----------|----------|-----------|------|------|-----|-----|-----|-----|----|-----|-----|
| 2009 | DET | 5 | 0 | 145 | 24 - 68 | 7 - 17 | 23 - 27 | 8 | 17 | 25 | 14 | 6 | 3 | 7 | 15 | 78 |
| 2010 | IND | 3 | 0 | 31 | 3 - 5 | 0 - 1 | 6 - 7 | 1 | 1 | 2 | 2 | 0 | 1 | 2 | 3 | 12 |
| 2011 | IND | 5 | 1 | 96 | 15 - 35 | 4 - 10 | 9 - 15 | 3 | 10 | 13 | 7 | 2 | 3 | 6 | 14 | 43 |
| 2012 | IND | 10 | 5 | 279 | 37 - 93 | 8 - 30 | 24 - 28 | 10 | 19 | 29 | 17 | 9 | 8 | 17 | 27 | 106 |
| 2013 | IND | 4 | 4 | 107 | 17 - 38 | 5 - 12 | 12 - 13 | 4 | 11 | 15 | 8 | 1 | 2 | 0 | 12 | 51 |
| 2014 | IND | 5 | 5 | 178 | 28 - 72 | 7 - 24 | 9 - 12 | 5 | 12 | 17 | 5 | 2 | 4 | 3 | 17 | 72 |
| 2015 | IND | 11 | 0 | 237 | 32 - 73 | 4 - 13 | 16 - 20 | 6 | 20 | 26 | 21 | 8 | 6 | 14 | 29 | 84 |
| 2016 | NYL | 1 | 0 | 28 | 4 - 9 | 0 - 1 | 2 - 4 | 1 | 2 | 3 | 1 | 1 | 0 | 0 | 1 | 10 |
| 2017 | NYL | 1 | 1 | 26 | 1 - 7 | 0 - 1 | 2 - 2 | 1 | 5 | 6 | 1 | 1 | 0 | 2 | 2 | 4 |
| Career | | 45 | 16 | 1125 | 161 - 400 | 35 - 109 | 103 - 128 | 39 | 97 | 136 | 76 | 30 | 27 | 51 | 120 | 460 |



GUARD

#1 SHAVONTE ZELLOUS

10TH SEASON | PITTSBURGH '09 | ORLANDO, FLA. | 5-10 | BORN AUG. 28, 1986

| | PTS | FGM | FGA | 3FGM | 3FGA | FTM | FTA | OREB | DREB | REB | AST | STL | TO | BLK | MIN |
|----------|----------|----------|---------|--------------|--------------|---------|------------|--------------|--------------|---------|---------|--------------|--------------|--------------|---------|
| SEASON | 19 | 6 | 13 | 1 (2x) | 3 (2x) | 7 | 8 (2x) | 1 | 6 | 6 | 9 | 1 (3x) | 3 | 1 (2x) | 33 |
| | vs. DAL | vs. DAL | vs. DAL | last vs. CON | last vs. CON | @ IND | last @ IND | @ IND | vs. DAL | vs. DAL | vs. DAL | last vs. CON | @ IND | last vs. CON | vs. DAL |
| | 5/29/18 | 5/29/18 | 5/29/18 | 6/7/18 | 6/7/18 | 6/2/18 | 6/2/18 | 6/2/18 | 5/29/18 | 5/29/18 | 5/29/18 | 6/7/18 | 6/2/18 | 6/7/18 | 5/29/18 |
| CAREER | 33 | 12 | 20 | 6 | 8 | 17 | 19 | 4 (3x) | 9 | 11 | 9 | 4 (2x) | 7 (2x) | 3 (5x) | 40 |
| | vs. TUL | vs. TUL | @ CHI | vs. PHO | vs. ATL | @ ATL | @ ATL | last vs. CHI | @ ATL | vs. CHI | vs. DAL | last @ SAS | last vs. ATL | last @ CHI | vs. TUL |
| | 6/25/14 | 6/25/14 | 9/12/09 | 6/8/13 | 6/29/14 | 6/26/09 | 6/26/09 | 7/14/17 | 7/2/17 | 7/14/17 | 5/29/18 | 7/21/15 | 5/17/14 | 8/6/13 | 6/25/14 |
| PLAYOFFS | 30 | 10 | 21 | 3 (3x) | 8 | 10 | 11 | 5 | 5 (3x) | 9 | 8 | 3 (2x) | 6 | 2 (5x) | 45 |
| | vs. MIN | vs. MIN | @ CHI | last vs. CHI | @ CHI | vs. IND | vs. IND | @ IND | last vs. WAS | @ IND | vs. CHI | last at CON | @ MIN | last @ MIN | @ CHI |
| | 10/19/12 | 10/19/12 | 9/1/14 | 8/30/14 | 9/1/14 | 9/23/09 | 9/23/09 | 9/25/09 | 9/10/17 | 9/25/09 | 9/19/15 | 10/11/12 | 10/17/12 | 10/6/15 | 9/1/14 |

2018 GAME-BY-GAME STATISTICS

| PRESEASON | | | | | | | | | | | | | | | | | | | |
|-----------------|------|-------|-----|-----|-------|-----|-----|-------|-----|-----|-------|----|----|-----|-----|-----|-----|----|----|
| Opponent | Date | MIN | FGM | FGA | FG% | 3PM | 3PA | 3P% | FTM | FTA | FT% | OR | DR | REB | AST | STL | BLK | TO | Pf |
| vs. Dallas | 5/7 | 11:05 | 2 | 6 | .333 | 0 | 1 | .000 | 0 | 0 | - | 0 | 2 | 2 | 4 | 0 | 1 | 2 | 2 |
| vs. Los Angeles | 5/8 | | NWT | | | | | | | | | | | | | | | | 4 |
| REGULAR SEASON | | | | | | | | | | | | | | | | | | | |
| at Chicago | 5/20 | 17:59 | 0 | 4 | 0.000 | 0 | 2 | 0.000 | 0 | 0 | 0.000 | 0 | 3 | 3 | 1 | 0 | 1 | 0 | 3 |
| vs. Minnesota | 5/25 | 20:59 | 2 | 8 | 0.250 | 0 | 2 | 0.000 | 5 | 8 | 0.625 | 0 | 4 | 4 | 2 | 0 | 0 | 0 | 5 |
| vs. Dallas | 5/29 | 32:54 | 6 | 13 | 0.462 | 1 | 3 | 0.333 | 6 | 7 | 0.857 | 0 | 6 | 6 | 9 | 1 | 0 | 1 | 2 |
| at Indiana | 6/2 | 30:19 | 5 | 12 | 0.417 | 0 | 2 | 0.000 | 7 | 8 | 0.875 | 1 | 2 | 3 | 2 | 1 | 0 | 3 | 3 |
| vs. Phoenix | 6/5 | 24:12 | 1 | 5 | 0.200 | 0 | 1 | 0.000 | 0 | 0 | 0.000 | 0 | 1 | 1 | 3 | 0 | 0 | 1 | 4 |
| vs. Connecticut | 6/7 | 30:52 | 5 | 9 | 0.556 | 1 | 3 | 0.333 | 2 | 2 | 1.000 | 0 | 4 | 4 | 7 | 1 | 1 | 0 | 4 |



GUARD

#1 SHAVONTE ZELLOUS

10TH SEASON | PITTSBURGH '09 | ORLANDO, FLA. | 5-10 | BORN AUG. 28, 1986

CAREER TRANSACTIONS: Selected by the Detroit Shock in the First Round of the 2009 WNBA Draft, 11th overall selection... Traded to the Indiana Fever in exchange for a 2011 second round pick on May 27, 2010... Signed as a free agent with the New York Liberty on Feb. 1, 2016.

CAREER HIGHLIGHTS:

- Named the WNBA's Most Improved Player in 2013.
- Was an Eastern Conference All-Star in 2013.
- WNBA All-Rookie Team in 2009.
- Won a WNBA Championship with the Indiana Fever in 2012, played in the WNBA Finals again in 2015.
- Has reached the WNBA Playoffs in each of her nine seasons as a pro.
- Scored a career-high 33 points against Tulsa on June 25, 2014.
- Averaged career-highs in rebounding (4.0 rpg) and assists (2.8 apg) during 2017 season in New York.
- Posted her 1st-career double-double with 14 points and a career-high 11 rebounds vs. Chicago on July 14, 2017.

2017: Started all 34 games for the Liberty. . . Appeared in all 34 games for the 3rd time in her career and started every game for the 1st time. . . Averaged 11.7 ppg along with career-highs in rebounding (4.0 rpg) and assists (2.8 apg). . . Her 11.7 ppg was the 3rd highest scoring tally in her career. . . Grabbed 6 rebounds against Washington in the WNBA Playoffs (9/10). . . Contributed on both sides of the court with 18 points and 5 rebounds. Also had 2 assists in a home win over Washington (8/25). . . Hit a season-high 3 3-pointers to finish with 19 points. In win over Los Angeles also managed 6 rebounds (8/13). . . Recorded her 4th 20-point game of the season, leading the Liberty in scoring while shooting 8-of-9 from the line. Netted 10 of her game-high 20 points in the 1st quarter in the win at Atlanta (8/11). . . Posted 16 points and 8 rebounds in win over Indiana. Also managed 2 assists and 2 steals (8/8). . . Collected 11 points and 6 rebounds in win over Indiana. Also dished out team-high 5 assists, 1 shy of her career-high (7/28). . . Scored 16 points, going a perfect 11-of-11 from the free throw line. Also had 5 rebounds and 6 assists in Connecticut win (7/19). . . Posted a 25 +/- rating finishing with 11 points, 4 rebounds, and 4 assists. Also had 1 block in win over Washington (7/16). . . Recorded a career-high 11 rebounds to post the first double-double of her career with 14 points. Also dished out 3 assists and had a season-high 3 steals (7/14). . . Pulled down a career-high with 9 rebounds. Finished with 7 points against Atlanta (7/2). . . Led all scorers with 17 points. Finished with 7 rebounds and 2 assists against Washington (6/29). . . Scored in double figures for the 7th consecutive game. Finished with 18 points, including a season-high pair of 3-pointers against Connecticut (6/23). . . Led the team with a season-high 28 points, including a 15-foot jumper with .6 seconds to force overtime at Dallas; marked Zellous' 6th straight game in double figures, most consecutive since 2014. Also had 8 rebounds and a season-high 6 assists (6/16). . . Scored in double figures for the 5th time this season, finishing with 16 points, also had 2 rebounds and 2 assists against Connecticut (6/14). . . Finished with 16 points, including a key late 3-point shot, to score in double figures for a 4th-straight game, and had 2 rebounds and 2 assists in win over Seattle (6/11). . . Third-straight game scoring in double figures, finishing with 12 points in a win over Atlanta (6/7). . . Registered back-to-back 20-point games for the 1st time in her career, scoring 21 points against Phoenix, also dishing out a season-high 5 assists for the 2nd time this season, with 3 rebounds (6/4). . . Set a new season-high with 27 points, it was her 1st 20-point game as a member of the Liberty, also set a career-high with 8 rebounds in win over Dallas (6/2). . . Pulled down 7 rebounds for the 8th time in her career, also set a season-high with 5 assists and scored 4 points against the Sparks (5/30). . . In home opener against the San Antonio Stars scored 10 points, 6 of which came from the foul line, also had 4 assists and 1 rebound (5/13).

PERSONAL: The daughter of Tangelia Allen, she has one younger brother... She graduated prior to her senior season at Pittsburgh with a bachelor of science degree in administration of justice and pursued a second degree while completing her eligibility.

GAME #6 vs. Connecticut

| WOMEN'S NATIONAL BASKETBALL ASSOCIATION | | | | | | | | | | OFFICIAL SCORER'S REPORT FINAL BOX | | | | | | | | | |
|---|---|---------------------------------------|---|----|---|---|---|---|---|--|---|---|---|---|---|---|-----|----|--|
| Thursday, June 7, 2018 Westchester County Center, White Plains, NY | | | | | | | | | | Game Duration: 1:57 Attendance: 1581 | | | | | | | | | |
| Officials: #23 Jeff Wooten, #9 Tim Greene, #78 Jenna Schroeder | | | | | | | | | | | | | | | | | | | |
| VISITOR: Connecticut Sun (6-1) | | | | | | | | | | | | | | | | | | | |
| 13 Chinney Ogunwumike | F | 30:46 | 6 | 10 | 1 | 1 | 3 | 4 | 3 | 5 | 8 | 0 | 5 | 2 | 2 | 1 | 10 | 16 | |
| 25 Alyssa Thomas | F | 29:43 | 4 | 14 | 0 | 0 | 3 | 7 | 1 | 8 | 9 | 4 | 5 | 0 | 1 | 0 | 11 | 11 | |
| 35 Jonquel Jones | C | 28:37 | 3 | 12 | 0 | 5 | 3 | 4 | 7 | 2 | 9 | 3 | 2 | 0 | 2 | 0 | -8 | 9 | |
| 5 Jasmine Thomas | G | 30:41 | 7 | 16 | 2 | 6 | 3 | 5 | 1 | 1 | 2 | 8 | 4 | 1 | 2 | 0 | 3 | 19 | |
| 10 Courtney Williams | G | 30:55 | 4 | 11 | 0 | 2 | 0 | 4 | 5 | 9 | 3 | 2 | 1 | 0 | 1 | 1 | 8 | | |
| 33 Morgan Tuck | | 04:42 | 1 | 1 | 0 | 0 | 0 | 0 | 0 | 0 | 0 | 0 | 0 | 0 | 0 | 0 | -4 | 2 | |
| 40 Shekinna Stricklen | | 20:27 | 4 | 6 | 2 | 4 | 2 | 4 | 0 | 2 | 2 | 0 | 1 | 0 | 2 | 0 | -4 | 12 | |
| 20 Alex Bentley | | 09:30 | 2 | 7 | 1 | 4 | 0 | 0 | 0 | 0 | 0 | 1 | 1 | 1 | 0 | 0 | 1 | 5 | |
| 42 Brianna Jones | | 05:45 | 0 | 1 | 0 | 0 | 0 | 0 | 0 | 1 | 1 | 0 | 1 | 1 | 0 | 1 | 1 | 0 | |
| 1 Rachel Banham | | 04:42 | 1 | 2 | 1 | 2 | 0 | 0 | 0 | 0 | 0 | 2 | 0 | 0 | 0 | 0 | -1 | 3 | |
| 4 Lexie Brown | | 04:12 | 1 | 2 | 1 | 1 | 0 | 0 | 0 | 0 | 0 | 1 | 0 | 0 | 0 | 0 | 0 | 3 | |
| 44 Betnijah Laney | | DNP - Coach's decision | | | | | | | | | | | | | | | | | |
| 200:00 32 62 8 25 14 24 16 24 40 22 21 6 9 3 2 88 | | | | | | | | | | 40.2% 32% 58.3% TM REB: 12 TOT TO: 9 (14 PTS) | | | | | | | | | |
| HOME: NEW YORK LIBERTY (2-4) | | | | | | | | | | | | | | | | | | | |
| 0 Marissa Coleman | F | 28:06 | 5 | 12 | 1 | 5 | 0 | 0 | 2 | 5 | 7 | 3 | 0 | 1 | 2 | 0 | 7 | 11 | |
| 31 Tina Charles | F | 37:10 | 9 | 18 | 0 | 5 | 6 | 7 | 1 | 8 | 9 | 5 | 1 | 0 | 2 | 3 | 0 | 24 | |
| 7 Kia Vaughn | C | 17:53 | 3 | 5 | 0 | 0 | 2 | 3 | 1 | 3 | 4 | 3 | 2 | 1 | 2 | 0 | 3 | 8 | |
| 1 Shavonte Zellous | C | 30:52 | 5 | 9 | 1 | 3 | 2 | 2 | 0 | 4 | 4 | 7 | 4 | 1 | 0 | 1 | 1 | 13 | |
| 8 Bria Hartley | G | 28:43 | 3 | 4 | 2 | 3 | 1 | 2 | 2 | 1 | 3 | 5 | 3 | 0 | 1 | 0 | 1 | 9 | |
| 5 Kia Nurse | | 26:14 | 4 | 9 | 3 | 5 | 0 | 0 | 0 | 2 | 2 | 0 | 3 | 0 | 0 | 0 | -4 | 11 | |
| 15 Brittany Boyd | | 11:17 | 0 | 3 | 0 | 1 | 3 | 4 | 0 | 3 | 3 | 1 | 2 | 0 | 1 | 0 | -3 | 3 | |
| 17 Amanda Zahui B | | 11:21 | 3 | 8 | 0 | 2 | 1 | 1 | 0 | 0 | 0 | 2 | 0 | 1 | 0 | 0 | -13 | 7 | |
| 9 Rebecca Allen | | 05:11 | 0 | 1 | 0 | 1 | 0 | 0 | 0 | 3 | 3 | 1 | 2 | 0 | 1 | 1 | 0 | 0 | |
| 14 Sugar Rodgers | | 03:13 | 0 | 0 | 0 | 0 | 0 | 0 | 0 | 0 | 0 | 2 | 0 | 1 | 0 | 0 | -2 | 0 | |
| 10 Epiphanny Prince | | DND - Injury/Illness - Concussion | | | | | | | | | | | | | | | | | |
| 41 Kiah Stokes | | DND - Injury/Illness - Sore Left Foot | | | | | | | | | | | | | | | | | |
| 200:00 32 69 7 25 15 19 6 29 35 25 21 3 11 5 -2 86 | | | | | | | | | | 46.4% 28% 78.9% TM REB: 13 TOT TO: 14 (15 PTS) | | | | | | | | | |
| SCORE BY PERIOD 1 2 3 4 FINAL | | | | | | | | | | | | | | | | | | | |
| Sun 18 23 27 20 86 | | | | | | | | | | | | | | | | | | | |
| LIBERTY 29 25 17 15 86 | | | | | | | | | | | | | | | | | | | |
| Inactive: Sun - | | | | | | | | | | | | | | | | | | | |
| Inactive: Liberty - | | | | | | | | | | | | | | | | | | | |
| Points in the Paint: Sun 40 (20/45), LIBERTY 36 (19/27) Biggest Lead: Sun 4, LIBERTY 15 | | | | | | | | | | | | | | | | | | | |
| 2nd Chance Points: Sun 19 (9/19), LIBERTY 5 (0/7) Lead Changes: 8 | | | | | | | | | | | | | | | | | | | |
| Fast Break Points: Sun 4 (2/8), LIBERTY 3 (1/6) Times Tied: 1 | | | | | | | | | | | | | | | | | | | |
| Technical fouls - Individual | | | | | | | | | | | | | | | | | | | |
| Sun (0): NONE | | | | | | | | | | | | | | | | | | | |
| LIBERTY (1): Boyd 0:53 3rd | | | | | | | | | | | | | | | | | | | |

Copyright (c) 2018 NBA Properties, INC. All Rights Reserved

GAME #4 vs. Indiana

| WOMEN'S NATIONAL BASKETBALL ASSOCIATION | | | | | | | | | | OFFICIAL SCORER'S REPORT FINAL BOX | | | | | | | | | | | | | | | | | |
|---|---|-----------------------------------|----|----|---|---|----|----|---|---|----|-------|----|-------|----|-----------|----|---------------------|----|----|----|----|---|----|----|--|--|
| Tuesday, June 5, 2018 Madison Square Garden, New York, NY Officials: #53 Jeff Smith, #34 Maj Forsberg, #45 Tom Mauer | | | | | | | | | | Game Duration: 1:55 Attendance: 7215 | | | | | | | | | | | | | | | | | |
| VISITOR: Phoenix Mercury (5-3) | | | | | | | | | | | | | | | | | | | | | | | | | | | |
| 24 DeWanna Bonner | F | 33:25 | 5 | 10 | 3 | 6 | 5 | 6 | 0 | 3 | 3 | 3 | 1 | 2 | 2 | 0 | 10 | 18 | | | | | | | | | |
| 31 Sancho Lyttle | F | 31:03 | 3 | 6 | 0 | 0 | 0 | 0 | 0 | 5 | 3 | 0 | 3 | 0 | 1 | 1 | 11 | 6 | | | | | | | | | |
| 42 Brittney Griner | C | 37:20 | 12 | 17 | 1 | 2 | 1 | 1 | 2 | 4 | 6 | 0 | 2 | 1 | 2 | 3 | 7 | 26 | | | | | | | | | |
| 3 Diana Taurasi | G | 34:32 | 5 | 14 | 1 | 9 | 10 | 10 | 0 | 3 | 3 | 8 | 2 | 1 | 3 | 0 | 16 | 21 | | | | | | | | | |
| 12 Briann January | G | 30:44 | 0 | 1 | 0 | 1 | 0 | 0 | 1 | 1 | 2 | 4 | 0 | 0 | 3 | 0 | 2 | 0 | | | | | | | | | |
| 20 Camille Little | | 10:52 | 0 | 2 | 0 | 0 | 0 | 1 | 2 | 0 | 1 | 1 | 3 | 0 | 1 | 0 | -5 | 1 | | | | | | | | | |
| 8 Stephanie Talbot | | 03:28 | 0 | 0 | 0 | 0 | 0 | 0 | 0 | 0 | 0 | 0 | 0 | 0 | 0 | 0 | -9 | 0 | | | | | | | | | |
| 5 Leilani Mitchell | | 15:13 | 3 | 5 | 2 | 4 | 0 | 0 | 0 | 1 | 1 | 2 | 0 | 1 | 0 | 0 | -2 | 8 | | | | | | | | | |
| 21 Marie Guichard | | 00:45 | 0 | 0 | 0 | 0 | 0 | 0 | 0 | 0 | 0 | 0 | 0 | 0 | 0 | 0 | -1 | 0 | | | | | | | | | |
| 6 Yvonne Turner | | 02:38 | 0 | 1 | 0 | 1 | 0 | 0 | 0 | 0 | 0 | 1 | 0 | 0 | 0 | 1 | 0 | | | | | | | | | | |
| 0 Angel Robinson | | DNP - Coach's decision | | | | | | | | | | | | | | | | | | | | | | | | | |
| 200:00 | | | | | | | | | | 28 | 56 | 7 | 23 | 17 | 19 | 3 | 18 | 21 | 9 | 8 | 11 | 4 | 6 | 80 | | | |
| | | | | | | | | | | 50% | | 30.4% | | 89.5% | | TM REB: 8 | | TOT TO: 12 (11 PTS) | | | | | | | | | |
| HOME: NEW YORK LIBERTY (2-3) | | | | | | | | | | | | | | | | | | | | | | | | | | | |
| 0 Marissa Coleman | F | 21:25 | 3 | 5 | 2 | 4 | 0 | 0 | 3 | 2 | 5 | 2 | 1 | 0 | 0 | 0 | -4 | 8 | | | | | | | | | |
| 31 Tina Charles | F | 36:33 | 12 | 25 | 1 | 4 | 0 | 0 | 2 | 6 | 8 | 4 | 3 | 2 | 4 | 0 | 3 | 25 | | | | | | | | | |
| 7 Kia Vaughn | C | 19:54 | 1 | 5 | 0 | 0 | 0 | 0 | 1 | 4 | 5 | 0 | 3 | 1 | 0 | 0 | -8 | 2 | | | | | | | | | |
| 1 Shavonte Zellous | G | 24:12 | 1 | 5 | 0 | 1 | 0 | 0 | 0 | 1 | 1 | 3 | 4 | 0 | 1 | 0 | 2 | 2 | | | | | | | | | |
| 8 Bria Hartley | G | 33:33 | 7 | 13 | 4 | 8 | 0 | 2 | 2 | 1 | 3 | 5 | 1 | 2 | 3 | 0 | -2 | 18 | | | | | | | | | |
| 17 Amanda Zahui B | | 15:54 | 3 | 6 | 1 | 3 | 2 | 2 | 5 | 3 | 8 | 1 | 4 | 0 | 5 | 0 | 7 | 9 | | | | | | | | | |
| 5 Kia Nurse | | 22:58 | 2 | 7 | 0 | 4 | 1 | 1 | 3 | 0 | 3 | 2 | 1 | 0 | 1 | 0 | -4 | 5 | | | | | | | | | |
| 9 Rebecca Allen | | 05:56 | 0 | 1 | 0 | 0 | 0 | 0 | 2 | 1 | 3 | 0 | 0 | 0 | 0 | 0 | -7 | 0 | | | | | | | | | |
| 15 Brittany Boyd | | 04:02 | 1 | 3 | 0 | 0 | 0 | 0 | 1 | 0 | 0 | 0 | 0 | 1 | 0 | 0 | -5 | 2 | | | | | | | | | |
| 14 Sugar Rodgers | | 15:33 | 1 | 5 | 1 | 4 | 0 | 0 | 0 | 2 | 2 | 2 | 2 | 1 | 2 | 0 | -6 | 3 | | | | | | | | | |
| 10 Epiphanny Prince | | DND - Injury/Illness - Concussion | | | | | | | | | | | | | | | | | | | | | | | | | |
| 41 Kiah Stokes | | DND - Injury/Illness - Left Foot | | | | | | | | | | | | | | | | | | | | | | | | | |
| 200:00 | | | | | | | | | | 31 | 75 | 9 | 28 | 3 | 5 | 19 | 20 | 39 | 19 | 19 | 6 | 17 | 0 | -6 | 74 | | |
| | | | | | | | | | | 41.3% | | 32.1% | | 60% | | TM REB: 8 | | TOT TO: 17 (16 PTS) | | | | | | | | | |
| SCORE BY PERIOD | | | | | | | | | | 1 | 2 | 3 | 4 | FINAL | | | | | | | | | | | | | |
| Mercury | | | | | | | | | | 21 | 22 | 14 | 23 | 80 | | | | | | | | | | | | | |
| LIBERTY | | | | | | | | | | 27 | 11 | 17 | 19 | 74 | | | | | | | | | | | | | |
| Inactive: Mercury - | | | | | | | | | | | | | | | | | | | | | | | | | | | |
| Inactive: Liberty - | | | | | | | | | | | | | | | | | | | | | | | | | | | |
| Points in the Paint: Mercury 28 (14/19), LIBERTY 38 (19/32) | | | | | | | | | | | | | | | | | | | | | | | | | | | |
| Biggest Lead: Mercury 6, LIBERTY 8 | | | | | | | | | | | | | | | | | | | | | | | | | | | |

AM New York

May 24, 2018

Kia Nurse, Liberty rookie, can make immediate impact on defense

The Connecticut alumna will make her home debut Friday against the visiting Minnesota Lynx in Westchester.

By Jeff Weisinger

In the one-game, second-round WNBA playoffs last year, Mystics guard Kristi Toliver dropped a game-high 32 points with a single-game record nine threes as Washington came back from behind to hand the New York Liberty their second-straight one-and-done in the postseason.

New head coach Katie Smith has emphasized defense with the Liberty this year and rookie guard Kia Nurse out of Connecticut is the one who's expected to bring that lockdown defense to the team in 2018.

"She knows how to play basketball," Smith said of the 10th overall pick Nurse from this year's WNBA Draft. "So, at the end of the day, she's just always going to give 100 percent and that's something you can really hang your hat on."

"My defense is still pretty solid. I'll take that," Nurse said. "But it's definitely a system that I think works well toward my strengths. I'm trying to do all those extra little things and then everything else just falls into place."

Nurse enters her rookie season with a lot of experience already behind her. She played for the storied UConn women's basketball program, where she was named the 2018 WBCA Defensive Player of the Year. She averaged 13.8 points, 3.5 rebounds and 2.8 assists along with total 44 steals during the 2017-18 season.

During the 2016 Summer Olympics, she averaged 11 points, including dropping 25 points against Serbia. The Olympic experience, along with her time at UConn, helped prepare her for the pros.

"I think it's helped in the confidence section of my life," Nurse said. "When you get to play in tournaments like the Olympics and play with older players from different teams I think it allows you to kind of come in here and understand, 'Hey, I've done this before. Have a confidence in yourself to put yourself out there, make mistakes and come out on top.'"

Nurse debuted in Sunday's 80-76 season-opening loss to the Chicago Sky, scoring 17 points in 29 minutes off the bench. She'll make her home debut for the Liberty on Friday against the Minnesota Lynx at the Westchester County Center in White Plains.

Coaching Change to Smith Could Benefit Liberty This Season

By Lenn Robbins

What if the Oklahoma City Thunder hadn't traded Victor Oladipo to the Indiana Pacers? Would we be talking about a player who is a finalist for the NBA's Most Improved Player award?

The same dynamics can occur for an entire franchise. Sometimes change is good.

The New York Liberty achieved some great success under former coach Bill Laimbeer. He posted a 91-78 record from 2013-17, including the best record in the Eastern Conference the last three seasons.

But the team lost in the second round of the playoffs the last two seasons. As last season came down the stretch, it wasn't uncommon to hear players talk about the challenges playing for a coach such as Laimbeer, who is caustic and as subtle as a heavy metal guitar riff.

Laimbeer bolted the Liberty after the season to take the head coaching position with the now Las Vegas Aces.

Enter Katie Smith, one of Laimbeer's assistants and one of the greatest players in WNBA history.

When the Liberty tip off their season Sunday at the Chicago Sky, Smith will make her head coaching debut. Despite playing for Laimbeer and learning the fine points of coaching from the former Detroit Pistons' Bad Boy, Smith will bring a more even-keeled persona to the first chair.

[Watch the Liberty's Season Opener Sunday at 7 PM on MSG+ and MSG GO. Download the App for Free]

"I always thought of myself as someone who leads by example and not a great talker," Smith said with a laugh. "I believe showing up every day and being consistent. There's no better way to prepare than doing the work every day in practice."

Smith has several advantages going into her rookie coaching season:

1. In Tina Charles, the Queens' Bee, the Liberty has one of the elite players in the league. Charles made a conscious decision last season to become more of a leader and she was the leading voice in the locker room.
2. Smith has a veteran staff led by Herb Williams, Barbara Farris and Teresa Weatherspoon, the point guard whisperer. Last season, Weatherspoon helped Manhattan's Epiphanny Prince return to elite form after suffering a torn ACL in 2015. She'll work with Brittany Boyd, who tore her Achilles tendon in the second game of last season.
3. There is no shortage of experience on this team. Six of the top players have at least five seasons of WNBA experience. Smith doesn't have to spoon feed this group.

"I'm going to be anxious Sunday night, no question," Smith acknowledged. "I hope I keep all the plays in my head because my job is to put the players in the best position to succeed. But I have a great staff, I have one of the great leaders in the league in Tina Charles and we all have the same purpose."

"Hopefully once the ball goes up I'm not thinking as much as reacting to what I see. You rely on your intuition, just as you did as a player. You watch the game and make your decisions."

Smith was known as a relentless, tenacious player. She was inducted into the Naismith Basketball Hall of Fame at this year's Final Four. She was a seven-time WNBA All-Star, a two-time WNBA champion and a three-time Olympic gold medalist.

But the way she played, a drill sergeant with a basketball, will be how she expects the Liberty to compete this season.

"You talk about Katie and that fierce competitor that she is, I think we're going to mirror that," said first-year Liberty player Marissa Coleman, a WNBA veteran who gives the team another frontcourt option. "That's the one thing we're going to do."

"We have a ton of talent on this team but if we compete night in and night out we'll have a very successful season."

The question that Liberty fans want to know is this: What constitutes a successful season? The Liberty went 22-12 last season. Most franchises would take that in a heart

beat. Not the Liberty.

The franchise is yearning for its first-ever WNBA title. Laimbeer got them to the playoffs only to have the season end with home playoff losses.

"We always want to win a championship every year," said guard Bria Hartley of Long Island.

"The last couple of years didn't end the way we wanted it to so we want to make sure this season ends really well."

Learn from the Leader: Katie Smith Talks About Becoming Liberty Head Coach

By Max Resatar

There are two full courts at the New York Liberty's practice facility in Tarrytown, NY. Katie Smith, the Liberty's new head coach, stands between them on the sideline, watching her squad go through a 5-on-5-on-5 drill. The Liberty's roster has been split into two teams and a group of college-level men's players make up the other five. They go back-and-forth in a fast paced drill, trying to score three points. Get a bucket, stay and sprint to the other side to try and get another. The losers of the drill have to run baseline-to-baseline.

A few moments later Smith stands on the court with a big smile on her face and lines up the losers. She blows her whistle and darts out of the way of an incoming sprinter, looking over at her assistant coaches and laughing.

Then she kicks everyone off the court and goes through a shell drill, walking the Liberty through one of their offensive sets. Fourth-year forward Rebecca Allen raises her hand and asks Smith to detail the play again.

"[Smith is] teaching it," Liberty assistant coach Teresa Weatherspoon says. "There's a difference in coaching and teaching. There's a huge difference. It's about stopping and talking about the small details so the kids can understand the proper angle to set screens, the proper way to have your feet, the movement, the timing. She's teaching that."

Smith, 43, has already locked up a spot in the Naismith Hall of Fame because of what she did as a player—two-time WNBA champion, 2008 Finals MVP, three-time Olympic Gold Medalist, seven-time All-Star. Now she's just a few days away from her first season as a head coach.

"Being a player is way easier than a coach," Smith says. "The time, it just never ends. Honestly, most of my career, I didn't want to coach. I literally said it, all the way up until four years left. And then Bill [Laimbeer] was like, 'Hey, you want to coach?' And I didn't have anything lined up."

Smith played her last pro season with the Liberty in 2013 and then transitioned right to the bench. It was only a matter of time before she was given the reigns in New York.

"I wouldn't say I expected it but I had a good feeling that it was going to be somebody that we were familiar with," Liberty guard Brittany Boyd says with a grin. "Katie's been here since I came in. I was excited, you know, to get to play for Katie. It's a good experience to have a new head coach for the first time."

Smith says that she's been calling around to her former coaches learn as much as possible in an effort to put Boyd and the rest of her players in the best position to win.

She says that Brian Agler and Cheryl Reeve have been key during the offseason to helping her in all aspects of coaching, from writing practice plans to effectively teaching technique.

"What's also been special about the game is not just the playing. It truly is the relationships," she says, standing underneath one of the baskets at the practice facility. Two of her former teammates, Shavonte Zellous and Marissa Coleman, are to her left. Weatherspoon, dribbling around the gym, has played against her and coached with her for well over 20 years. The recently retired Swin Cash was intensely watching today's practice. She played on Team USA and two WNBA teams with Smith.

Boyd says Smith, with all of her knowledge and years of playing, is already a good coach. "She explains things, she's breaking stuff down. But she's also holding us all accountable for our mistakes. It doesn't matter who you are. If you make a mistake, she's going to put you on the line and run. I think we're learning from that," the fourth-year guard says.

But Smith is also known for constantly joking around. Practices are always light, with lots of laughs. Smith and Weatherspoon have spent the last few seasons working with the Liberty's guards and forwards before games start. Those pregame warmup sessions regularly feature trash talk, smirking and mock games of one-on-one.

"If they see that with us, it trickles to them," Weatherspoon says. "We walk in, it's about having fun, they're going to have fun. It's important."

"I think that breeds an environment of excitement," Smith says. "Because it is work, but we're also playing a game. You just don't want them to get so worried. You want to go out there and play a little bit."

The Liberty are gearing up for a big season. They've been the three seed in the playoffs for the past two years and they've been bounced out early in each of those post-season runs. One-time WNBA MVP Tina Charles is still in her prime and Smith has veterans like Zellous, Coleman, Epiphanny Prince, Kia Vaughn and Sugar Rodgers to help Boyd, Bria Hartley, Kiah Stokes and the rest of NY's young players.

"You go home and start thinking about it at night," Smith says. "Maybe I should pull up some new plays. Like, how can I help them? Your brain is just never off."

Smith, with the weight of the franchise on her shoulders, walks to the far baseline after a moment, right past Weatherspoon, who's forever dribbling.

AM New York
May 16, 2018

New York Liberty unconcerned with playoff woes entering 2018 season
By Jeff Weisinger

Last year, the New York Liberty won over 20 games, finished first in the Eastern Conference and made the playoffs for the third straight season. But, even after winning 10 straight games to end the regular season, they went one-and-done in the playoffs, again, this time losing 82-68 to the Washington Mystics.

Now, with a new head coach and a new primary home arena, the Liberty are looking toward an Eastern Conference title and their first WNBA Finals appearance since 2002.

"I don't think we talk about [the playoffs] because we're trying to build up every day in creating an environment where it's competitive," said Katie Smith, the Liberty's first-year head coach. A two-time WNBA champion and 2018 Hall of Fame inductee, she was the team's associate head coach under Bill Laimbeer for the last four years.

"Hopefully practice becomes harder than games, and we're demanding more of them, and they're going after each other and competing so that we can execute."

The Liberty return a solid core from last year, led by top-scorer Tina Charles and supported by reigning Sixth Woman of the Year Sugar Rodgers and two-time All-Star Epiphanny Prince. The veteran center Charles, a Queens native, averaged 19.7 points (third in the WNBA) while also averaging 9.4 rebounds (fourth) in 2017. She was named first team All-WNBA and first-team All-Defense last year as well for the fifth and second time in her career, respectively.

Joining Charles in Smith's defensive-minded Liberty is guard Kia Nurse, the team's first-round pick out of Connecticut and the 2017-18 WBCA Defensive Player of the Year. Along with her lockdown defense, Nurse has solid range from the perimeter. She averaged 13.5 points as a senior at UConn while shooting 44 percent from beyond the arc. She led the Liberty in scoring (14.5 ppg) in their two preseason games last week.

"There's a lot of learning going on, a lot of different transitions," Nurse said after practice Wednesday. "I think for me, personally, I want to just succeed in whatever role the team needs me to do."

The Liberty open their season at Chicago against the Sky on Sunday. The May 25 home opener against the Minnesota Lynx tops off at their new home, the Westchester County Center in White Plains.

New York Post
May 16, 2018

New Liberty coach's no-nonsense shtick gives hope for redemption
By Brian Lewis

Rookie coaches don't often get handed teams as good as the Liberty roster Katie Smith is inheriting.

They also don't usually face the pressure of getting a seasoned squad over the hump, or of erasing years of bad playoff karma and postseason choke jobs.

That's what Smith stepped into when she replaced Bill Laimbeer (now with the Las Vegas Aces) as coach of New York's WNBA squad.

Fortunately, Smith — who was named to the Naismith Hall of Fame in March and is the all-time leading scorer in women's pro basketball — is used to challenges.

"So far so good," said Smith, who was a Liberty assistant coach since 2014. "I thank Bill all the time. He allowed us to have a voice even as assistants and to be able to do a lot, so a lot of things we do now are very similar. The decision-making and some of those things will be different but a lot of it's very comfortable: We're playing basketball. . . . I enjoy it. We have a good time. We work hard. But there's going to be discipline about execution.

"It's enjoying what we do every day but also competing at the highest level. . . . [Laimbeer's advice] was just be yourself, don't be different than who you are. Other than that, it's decision-making. You'll have to make tough calls, but hopefully we're prepared. And we're going to work hard. We'll make mistakes and have to get back after it, but that's OK. We're going to be doing it the best we can."

The Liberty have done just fine in the regular season, 66-36 over the past three campaigns. But after falling in the Eastern Conference finals in 2015, they got first-round byes the past two seasons only to get upset in their opener each time.

So what's going to make this year any different?

"[We have to] get some guts, some heart," guard Shavonte Zellous, who is beginning her third Liberty season, said. "We relax and lose focus a little bit. This year we have to continue to stay at our peak. . . . That's what's going to get us over this year. . . . Having Katie leading us, it's going to be right. Having the leadership of Katie makes it easier. Her being our assistant for so long and [taking] the head-coaching position just makes it more fun.

"We're more loose, we're having a lot of fun, we believe in each other. . . . We're not trying to go through that again, one-and-done."

First-round pick Kia Nurse adds perimeter versatility to a stout defense, and Tina Charles is the unquestioned star, tied for third in the WNBA general managers' survey for MVP. But Smith, a former guard herself, is bringing in more ball movement.

"We're open now. It's more free," Zellous said. "It's going to be fun to watch. It's not going to be just stand and pass it in to Tina and watch Tina work. It's everybody getting involved, whether Tina gets it we're doing a lot of movement now. It's going to be fun to watch."

Smith is a stickler for details and discipline, obvious from watching Wednesday's media-day practice in Tarrytown, when she sometimes cut play off to correct mistakes.

"She is no nonsense at all," Kiah Stokes said. "If there's too many turnovers in a row, on the line; if people aren't talking on defense, on the line. It doesn't matter if it's starting five, last person off the bench, anybody, it doesn't matter who you are, she's going to hold you accountable and make sure you hold yourself accountable.

"Especially with Katie [as] head coach there's a new sense of 'all right, we're going to get things right, work hard, restart.' We've lost in the same place the last three years so we're sick of that. We want to go to the next level."