



NEW YORK LIBERTY

2018 NEW YORK LIBERTY GAME NOTES

Liberty statistics
presented by



NYLIBERTY.COM

SEASON

MEDIA CONTACT: Ajah Hawley- Alexander | ajah.hawley-alexander@msg.com | (212) 485-7116 | @nyliberty | #ShowUp

2018 SCHEDULE/RESULTS

MAY

PRESEASON

Monday, May 7	vs. Dallas Wings (at Mohegan Sun Arena)	L, 76-69	0-1
Tuesday, May 8	vs. Los Angeles Sparks (at Mohegan Sun Arena)	W, 81-75	1-1

REGULAR SEASON

Sunday, May 20	Chicago Sky	L, 80-76	0-1
Friday, May 25	MINNESOTA	L, 76-72	0-2
Tuesday, May 29	DALLAS	W, 94-89	1-2

JUNE

Saturday, June 2	at Indiana	W, 87-81	2-2
Tuesday, June 5	PHOENIX	L, 80-74	2-3
Thursday, June 7	CONNECTICUT	7:00 PM	
Sunday, June 10	INDIANA	3:00 PM	
Wednesday, June 13	LAS VEGAS	7:00 PM	
Saturday, June 16	at Minnesota	8:00 PM	
Tuesday, June 19	ATLANTA	7:00 PM	
Friday, June 22	at Las Vegas (ESPN 2)	10:00 PM	
Sunday, June 24	at Los Angeles	5:00 PM	
Tuesday, June 26	PHOENIX	7:00 PM	
Thursday, June 28	at Washington	7:00 PM	
Friday, June 29	CHICAGO	7:30 PM	

JULY

Sunday, July 1	at Chicago	6:00 PM	
Tuesday, July 3	SEATTLE	7:00 PM	
Thursday, July 5	at Washington	7:00 PM	
Sunday, July 8	DALLAS	3:00 PM	
Wednesday, July 11	at Connecticut	11:30 AM	
Sunday, July 15	CHICAGO	3:00 PM	
Tuesday, July 17	at Dallas	1:00 PM	
Thursday, July 19	at Atlanta	7:00 PM	
Saturday, July 21	WASHINGTON	3:00 PM	
Tuesday, July 24	at Minnesota (ESPN 2)	8:00 PM	

AUGUST

Wednesday, Aug. 1	at Connecticut	7:00 PM	
Saturday, Aug. 4	INDIANA	3:00 PM	
Monday, Aug. 6	SEATTLE	11:00 AM	
Wednesday, Aug. 8	LOS ANGELES	7:00 PM	
Sunday, Aug. 12	ATLANTA	2:30 PM	
Tuesday, Aug. 14	at Los Angeles	10:30 PM	
Wednesday, Aug. 15	at Las Vegas	10:00 PM	
Friday, Aug. 17	at Seattle	10:00 PM	
Sunday, Aug. 19	at Phoenix	6:00 PM	

GAME 6: NEW YORK LIBERTY VS. CONNECTICUT SUN



NEW YORK LIBERTY (2-3)

vs.

CONNECTICUT SUN (5-1)

Thursday, June 7 • 7:00 PM (EST)
White Plains, NY (Westchester County Center)
Watch: League Pass, MSG+, NBCSB



TALE OF THE TAPE

	PPG	OPP. PPG	FG%	OPP FG%	3PT%	OPP 3PT%	FT%	RPG	APG	SPG	TO	BLK
NEW YORK	80.6	81.6	.413	.442	.297	.343	.822	36.2	16.8	7.00	13.2	2.8
CONNECTICUT	94.0	75.7	.482	.397	.356	.349	.731	40.2	22.2	8.67	15.0	4.83

NEW YORK LIBERTY PROBABLE STARTERS

NO.	NAME	POS.	HT.	PPG	RPG	APG	MPG	College
0	Marissa Coleman	G/F	6-1	7.6	3.2	1.8	26	Maryland
	<i>Netted go-ahead 3-pointer against Phoenix (6/5) late, NY's final FGM for the game</i>							
1	Shavonte Zellous	G	5-10	9.4	3.4	3.4	25	Pittsburgh
	<i>Has started 39-straight regular season games for the Liberty</i>							
7	Kia Vaughn	C	6-4	1.3	2.7	--	14	Rutgers
	<i>Got her first start of the season against Phoenix (6/5)</i>							
8	Bria Hartley	G	5-8	8.8	2.6	4.8	29	Connecticut
	<i>Her season-high 4 three-pointers against Phoenix (6/5) are a team-high</i>							
31	Tina Charles	F	6-4	23.8	8.8	2.2	37	Connecticut
	<i>Her 4 assists against Phoenix (6/5) marked a season-high; first time since August 8, 2017 against Indiana</i>							

LIBERTY HISTORY VS. CONNECTICUT

All-Time Record.....	38-36
Home	23-14
Away	15-22
Overtime	5-1
Postseason	2-5
Last 10 Games vs. Connecticut	8-2
Current Streak vs. Connecticut.....	W2

RECENT MATCHUPS

2017 RESULTS VS. CONNECTICUT (2-2)

6/14/17.....	at Connecticut... L, 76-96
6/23/17.....	at New York... L, 89-94
7/19/17.....	at New York... W, 96-80
8/18/17.....	at Connecticut... W, 82-70

2018 SCHEDULE

6/7/18.....	at New York... 7:00 PM
7/11/18.....	at Connecticut... 11:30 AM
8/1/18.....	at Connecticut... 7:00 PM

QUICK HITS

Tina Charles leads the league in scoring with 23.8 ppg (as of 6/6).

Charles' 8.8 rebounds per game are good for fourth in the league, and the forward has had three double-doubles in her five games.

Kia Nurse's 16.2 ppg ranks 16th in the league and third among rookies

Nurse is shooting 96.3% from the charity stripe, the fourth best mark in the league (as of 6/6).

Bria Hartley is tied for fourth in the league with 4.8 assists per game (as of 6/6).

The Liberty lead the league in offensive rebounds per game (11.4), while the Sun top the league on the defensive glass (30.8 per game).

Tina Charles was selected by the Connecticut Sun with the first overall pick in the 2010 WNBA draft, and she spent the first four seasons of her career there, winning an MVP in 2012. She was traded to the Liberty before the 2014 season.

Sun rookie Lexie Brown was selected one pick ahead of Liberty rookie Kia Nurse in the 2018 draft.

2018 NEW YORK LIBERTY ROSTER

ALPHABETICAL

No.	Name	Pos	Ht.	Wt.	DOB	College/COUNTRY	Exp.
9	Rebecca Allen	F/G	6-2	164	11/06/1992	Australia	3
15	Brittany Boyd	G	5-9	156	06/11/1993	California	3
31	Tina Charles	C	6-4	186	12/05/1988	Connecticut	8
0	Marissa Coleman	G	6-1	160	01/04/1987	Maryland	8
8	Bria Hartley	G	5-8	148	09/30/1992	Connecticut	4
5	Kia Nurse	G	6-0	153	02/22/1996	Connecticut	R
10	Epiphanny Prince	G	5-9	179	01/11/1988	Rutgers	8
14	Sugar Rodgers	G	5-9	166	12/08/1989	Georgetown	5
41	Kiah Stokes	C	6-3	191	03/30/1993	Connecticut	3
7	Kia Vaughn	C	6-4	205	01/24/1987	Rutgers	9
17	Amanda Zahui B.	C	6-5	250	09/08/1993	Minnesota	3
1	Shavonte Zellous	G	5-10	188	08/28/1986	Pittsburgh	9

Head Coach	Katie Smith
Team President	Isiah Thomas
Assistant Coach	Herb Williams
Assistant Coach	Barbara Farris
Director of Player Development & Director of Franchise Development	Teresa Weatherspoon
Director of Franchise Development	Swin Cash
Head Athletic Trainer	Chantal Hart
Chief Med Off & VP, Player Care	Dr. Lisa Callahan
Team Physician	Dr. Jo A. Hannafin
Team Physician	Dr. Marci Goolsby

NUMERICAL

No.	Name	Pos	Ht.	Wt.	DOB	College/COUNTRY	Exp.
0	Marissa Coleman	G	6-1	160	01/04/1987	Maryland	8
1	Shavonte Zellous	G	5-10	188	08/28/1986	Pittsburgh	8
5	Kia Nurse	G	6-0	153	02/22/1996	Connecticut	R
7	Kia Vaughn	C	6-4	205	01/24/1987	Rutgers	8
8	Bria Hartley	G	5-8	148	09/30/1992	Connecticut	3
9	Rebecca Allen	F/G	6-2	164	11/06/1992	Australia	2
10	Epiphanny Prince	G	5-9	178	01/11/1988	Rutgers	7
14	Sugar Rodgers	G	5-9	166	12/08/1989	Georgetown	4
15	Brittany Boyd	G	5-9	156	06/11/1993	California	2
17	Amanda Zahui B.	C	6-5	250	09/08/1993	Minnesota	2
31	Tina Charles	C	6-4	186	12/05/1988	Connecticut	7
41	Kiah Stokes	C	6-3	191	03/30/1993	Connecticut	2

HOW THE LIBERTY WAS BUILT

WNBA DRAFT

Kia Nurse	1st round pick in the 2018 WNBA Draft, 10th overall selection.
Brittany Boyd	1st round pick in the 2015 WNBA Draft, 9th overall selection.
Kiah Stokes	1st round pick in the 2015 WNBA Draft, 11th overall selection.


SIGNINGS

Marissa Coleman	Signed on March 1, 2018.
Rebecca Allen	Signed on June 21, 2016.
Shavonte Zellous	Signed on February 1, 2016.

TRADES

Tina Charles	Acquired from Connecticut in exchange for Kelsey Bone, 2014 first round pick Alyssa Thomas and a 2015 first round draft pick. Connecticut sent its 2015 third round pick to New York.
Bria Hartley	Acquired from Washington along with Kia Vaughn in exchange for Carolyn Swords (to Seattle)
Sugar Rodgers	Acquired from Minnesota in exchange for the right to swap third round picks in 2015.
Epiphanny Prince	Acquired from Chicago in exchange for guard Cappie Pondexter in 2015.
Amanda Zahui B.	Acquired from Dallas in addition to a 2017 second round pick in exchange for a 2017 first round pick.
Kia Vaughn	Acquired from Washington along with Bria Hartley in exchange for Carolyn Swords (to Seattle)

2018 NEW YORK LIBERTY SPOTTER'S CHART



#9 REBECCA ALLEN
GUARD /FORWARD
2ND SEASON



#15 BRITTANY BOYD
GUARD
4TH SEASON



#31 TINA CHARLEES
FORWARD
9TH SEASON



#0 MARISSA COLEMAN
GUARD
10TH SEASON



#8 BRIA HARTLEY
GUARD
5TH SEASON



#5 KIA NURSE
GUARD
1ST SEASON



#10 EPIHANNY PRINCE
GUARD
9TH SEASON



#14 SUGAR RODGERS
GUARD
6TH SEASON



#41 KIAH STOKES
CENTER
4TH SEASON



#7 KIA VAUGHN
CENTER
9TH SEASON




#17 AMANDA ZAHUI B
CENTER
4TH SEASON



#1 SHAVONTE ZELLOOUS
GUARD
9TH SEASON



KATIE SMITH
HEAD COACH
1ST SEASON



HERB WILLIAMS
ASSISTANT COACH
4TH SEASON



BARBARA FARRIS
ASSISTANT COACH
1ST SEASON



TERESA WEATHERSPOON
DIR. PLAYER DEVELOPMENT
3RD SEASON



HEAD COACH

KATIE SMITH

1ST SEASON (1ST OVERALL) | 2-2 (2-2 IN NEW YORK) | OHIO STATE '96

1ST SEASON (1ST WITH NEW YORK) • OHIO STATE '96

2-3 (.400) OVERALL RECORD | 2-3 (.400) WITH NEW YORK | 0-0 (.000) PLAYOFFS

Katie Smith enters her fourth season as a member of the New York Liberty coaching staff, having been promoted to associate head coach for the 2016 season, after serving two years as an assistant coach. Since Smith joined the coaching staff, the Liberty has posted an overall record of 59-43 (.578), posting back-to-back 20-win seasons and WNBA Playoffs berths in 2015 and 2016.

Smith spent the 2013 season – her final in the WNBA – with the Liberty, reuniting with Bill Laimbeer who she won two titles with as a member of the Detroit Shock (now Dallas). She retired after the 2013 campaign, finishing her 17-year playing career as the all-time leading scorer in women's professional basketball and second in WNBA history, scoring 7,885-career points as a professional and 6,452 in the WNBA.

A 15-year veteran of the WNBA, Smith was a seven-time All-Star and two-time First Team All-WNBA selection. She won WNBA Championships in 2006 and 2008 with the Shock, and in 2011 was voted one of the Top 15 Players in WNBA history. She ranks first in the WNBA in both three-point field goals made (906) and attempted (2,466), second in career points (6,452), fourth in free throws made (1,440) and 10th in all-time assists (1,258).

Smith is the all-time leading scorer in the history of U.S. women's professional basketball (ABL & WNBA) with 7,885 career points. Smith signed with the WNBA in 1999, joining Minnesota after a two-year stint in the ABL. In 2006, she became the only player to win a championship with both the ABL and WNBA, which was the same year she became the first player to win a WNBA All-Star game as a member of both the Eastern and Western Conference teams. During the WNBA's 20th season in 2016, Smith was voted as one of the top-20 best and most influential players in league history.

Her success also extended to the international level, having won three Olympic Gold Medals in 2000, 2004 and 2008, and the World Championships in 1998 and 2002.

Smith spent several seasons on the women's basketball staff at her alma mater Ohio State University. As a student-athlete for the Buckeyes, Smith helped guide her team to the NCAA championship game as a freshman, and went on to break the Big Ten scoring record for points scored in a career in men's or women's basketball. On Jan. 21, 2001, Ohio State honored her as the first female Buckeye athlete to have her number retired.

CAREER COACHING HIGHLIGHTS

- Earned first win against Dallas on May 29, 2018 by the score of 94-89.

CAREER PLAYING HIGHLIGHTS

- Played 15 seasons in the WNBA, retiring in 2013 after playing one year with the New York Liberty
- Retired as the all-time scoring leader in women's professional basketball history with 7,885-career points and ranked second in WNBA history with 6,452 points
- Two-time WNBA Champion (2006, 2008) winning twice with the Detroit Shock
- Voted as one of the top-15 players in WNBA history
- Voted as one of the top-20 best and most influential players in WNBA history in 2016
- Seven-time WNBA All-Star
- Three-time Olympic Gold Medalist (2000, 2004, 2008)

SMITH'S CAREER COACHING RECORD

Season	Team	Record	Postseason Finish
2018	New York Liberty	2-3 (.400) 2-3 (.400)	

2017 LIBERTY COACHING STAFF



ASSISTANT COACH
HERB WILLIAMS
4TH SEASON



ASSISTANT COACH
BARBARA FARRIS
1ST SEASON



DIR. PLAYER DEVELOPMENT
TERESA WEATHERSPOON
4TH SEASON



HEAD ATHLETIC TRAINER
CHANTAL HART
1ST SEASON

2018 NEW YORK LIBERTY OVERALL STATISTICS (2-3)

NO	PLAYER	GP-GS	MIN	FGM-FGA	FG%	3-POINT		FTM-FTA	FT%	---REBOUNDS---			AST	PF-DQ	STL	TO	BLK	PTS/AVG
						FGM-FGA	FG%			OFF	DEF	TOT						
31	Charles	5-5	171	50-106	.472	6 22	.273	13-18	.722	12	32	44	11	14-0	7	18	2	119/23.8
5	Nurse	5-0	147	23-55	.418	9 28	.321	26-27	.963	8	12	20	12	10-0	5	10	2	81/16.2
1	Zellous	5-5	126	14-42	.333	1 10	.100	18-23	.783	1	16	17	17	17-0	2	5	1	47/9.4
8	Hartley	5-5	143	18-44	.409	6 16	.375	2-5	.400	7	6	13	24	11-0	3	8	0	44/8.8
0	Coleman	5-5	130	15-34	.441	6 15	.400	2-2	1.000	6	10	16	9	7-0	6	4	1	38/7.6
17	Zahui B.	5-0	63	11-24	.458	2 8	.250	6-7	.857	9	13	22	4	9-0	2	10	2	30/6.0
14	Rodgers	2-1	43	3-12	.250	3 9	.333	0-0	---	1	7	8	4	8-1	3	2	0	9/4.5
9	R. Allen	5-0	65	5-19	.263	2 10	.200	4-4	1.000	3	6	9	1	4-0	2	2	4	16/3.2
41	Stokes	3-3	58	4-6	.667	0 0	---	0-0	---	7	13	20	0	9-0	0	2	1	8/2.7
--	Russell	2-0	32	1-3	.333	0 0	---	3-4	.750	0	3	3	2	2-0	2	1	1	5/2.5
15	Boyd	1-0	4	1-3	.333	0 0	---	0-0	---	1	0	1	0	0-0	0	1	0	2/2.0
7	Vaughn	3-1	43	2-8	.250	0 0	---	0-0	---	2	6	8	0	5-0	3	2	0	4/1.3
LIBERTY		5 -	1025	147-356	.413	35 118	.297	74-90	.822	57	124	181	84	96-1	35	66	14	403/80.6
OPPONENTS		5 -	1025	144-326	.442	37 108	.343	83-108	.769	38	135	173	89	93-0	31	70	17	408/81.6

----- SINGLE GAME HIGHS -----

----- AVERAGE PER GAME -----

NO	PLAYER	MIN	REB	AST	STL	TO	BLK	PTS	MIN	REB	AST	STL	TO	BLK	PTS
31	Charles	37	12	4	3	6	2	34	34.2	8.8	2.2	1.40	3.6	0.40	23.8
5	Nurse	40	9	4	2	4	1	34	29.3	4.0	2.4	1.00	2.0	0.40	16.2
1	Zellous	33	6	9	1	3	1	19	25.3	3.4	3.4	0.40	1.0	0.20	9.4
8	Hartley	34	5	6	2	3	0	18	28.5	2.6	4.8	0.60	1.6	0.00	8.8
0	Coleman	32	5	3	4	1	1	12	25.9	3.2	1.8	1.20	0.8	0.20	7.6
17	Zahui B.	22	8	1	2	5	1	15	12.6	4.4	0.8	0.40	2.0	0.40	6.0
14	Rodgers	27	6	2	2	2	0	6	21.3	4.0	2.0	1.50	1.0	0.00	4.5
9	R. Allen	20	3	1	1	1	2	9	13.1	1.8	0.2	0.40	0.4	0.80	3.2
41	Stokes	26	12	0	0	2	1	4	19.5	6.7	0.0	0.00	0.7	0.33	2.7
--	Russell	19	2	2	2	1	1	3	16.2	1.5	1.0	1.00	0.5	0.50	2.5
15	Boyd	4	1	0	0	1	0	2	4.0	1.0	0.0	0.00	1.0	0.00	2.0
7	Vaughn	20	5	0	2	1	0	2	14.3	2.7	0.0	1.00	0.7	0.00	1.3
LIBERTY		225	46	22	11	21	5	94	205.0	36.2	16.8	7.00	13.2	2.80	80.6
OPPONENTS		225	44	21	8	21	6	89	205.0	34.6	17.8	6.20	14.0	3.40	81.6

2018 CONNECTICUT SUN OVERALL STATISTICS (5-1)

NO	PLAYER	GP-GS	MIN	FGM-FGA	FG%	3-POINT		FTM-FTA	FT%	---REBOUNDS---			AST	PF-DQ	STL	TO	BLK	PTS/AVG
						FGM-FGA	FG%			OFF	DEF	TOT						
25	A. Thomas	6-6	192	35-62	.565	0-0	---	18-32	.563	17	49	66	27	18-0	6	19	6	88/14.7
20	Bentley	6-0	138	31-65	.477	10-29	.345	11-12	.917	5	4	9	17	12-0	8	11	1	83/13.8
13	Ogwumike	6-6	152	31-48	.646	0-0	---	15-20	.750	11	31	42	6	19-0	8	11	5	77/12.8
5	J. Thomas	6-6	155	26-67	.388	12-32	.375	11-15	.733	3	10	13	30	19-1	6	16	4	75/12.5
10	C. Williams	6-6	157	31-69	.449	2-5	.400	3-4	.750	12	26	38	19	10-0	5	12	2	67/11.2
35	J. Jones	6-0	119	24-41	.585	6-14	.429	9-15	.600	13	25	38	11	18-0	4	9	9	63/10.5
40	Stricklen	6-6	107	13-30	.433	8-22	.364	2-2	1.000	2	8	10	5	12-0	1	3	0	36/6.0
1	Banham	6-0	64	8-22	.364	5-14	.357	7-7	1.000	1	3	4	6	13-0	3	0	1	28/4.7
33	Tuck	6-0	59	9-20	.450	1-7	.143	4-4	1.000	2	8	10	2	4-0	6	1	0	23/3.8
4	Brown	4-0	29	3-10	.300	3-8	.375	2-2	1.000	1	5	6	5	4-0	2	3	1	11/2.8
42	B. Jones	4-0	14	2-5	.400	0-0	---	5-6	.833	1	0	1	0	3-0	0	1	0	9/2.3
44	Laney	5-0	15	2-7	.286	0-1	.000	0-0	---	1	3	4	5	1-0	3	1	0	4/0.8
SUN		6 -	1200	215-446	.482	47-132	.356	87-119	.731	69	172	241	133	133-1	52	90	29	564/94.0
OPPONENTS		6 -	1200	158-398	.397	30-86	.349	108-134	.806	45	139	184	94	116-0	43	100	17	454/75.7

----- SINGLE GAME HIGHS -----

----- AVERAGE PER GAME -----

NO	PLAYER	MIN	REB	AST	STL	TO	BLK	PTS	MIN	REB	AST	STL	TO	BLK	PTS
25	A. Thomas	36	17	6	2	6	2	21	32.1	11.0	4.5	1.00	3.2	1.00	14.7
20	Bentley	28	3	5	3	4	1	20	23.0	1.5	2.8	1.33	1.8	0.17	13.8
13	Ogwumike	32	9	3	3	3	2	18	25.3	7.0	1.0	1.33	1.8	0.83	12.8
5	J. Thomas	32	6	8	3	3	2	25	25.8	2.2	5.0	1.00	2.7	0.67	12.5
10	C. Williams	31	10	6	2	3	2	15	26.1	6.3	3.2	0.83	2.0	0.33	11.2
35	J. Jones	24	8	3	3	3	3	20	19.8	6.3	1.8	0.67	1.5	1.50	10.5
40	Stricklen	22	4	3	1	3	0	11	17.9	1.7	0.8	0.17	0.5	0.00	6.0
1	Banham	18	2	2	1	0	1	14	10.6	0.7	1.0	0.50	0.0	0.17	4.7
33	Tuck	16	5	1	3	1	0	9	9.8	1.7	0.3	1.00	0.2	0.00	3.8
4	Brown	10	3	4	2	2	1	5	7.2	1.5	1.3	0.50	0.8	0.25	2.8
42	B. Jones	7	1	0	0	1	0	5	3.5	0.3	0.0	0.00	0.3	0.00	2.3
44	Laney	5	2	2	3	1	0	2	3.0	0.8	1.0	0.60	0.2	0.00	0.8
SUN		200	49	27	15	21	9	110	200.0	40.2	22.2	8.67	15.0	4.83	94.0
OPPONENTS		200	41	23	9	23	5	94	200.0	30.7	15.7	7.17	16.7	2.83	75.7

CONNECTICUT SUN

QUICK FACTS

Arena (Capacity)..... Mohegan Sun Arena (9,323)
 Inaugural Season2003
Orlando Miracle 1999-2002
 All-Time Record..... 326-278 (.540)
 All-Time Playoff Record 21-21 (.500)
 WNBA Finals Appearances2 (2004, 2005)
 WNBA Championships0
 2017 Playoffs WNBA 2nd Round (Lost to Phoenix 0-1)
 2017 Record 21-13 (2nd East)
 2017 vs. Liberty..... 2-2
 Last 10 Games vs. Liberty 2-8
 Current Streak vs. Liberty L2

LIBERTY HISTORY VS. CONNECTICUT

All-Time Record..... 38-36
 Home 23-14
 Away 15-22
 Overtime..... 5-1
 Postseason 2-5

Liberty

Most Points 96 at New York (7/19/17)
 Fewest Points 43 at Connecticut (9/3/04)
 Largest Victory 26 (90-64) at New York (7/1/03)
 Individual Points 31 - Tina Charles at Connecticut (6/16/16)

Sun

Most Points 97 at Connecticut (6/15/12)
 Fewest Points 51 at Orlando (7/14/00)
 Largest Victory 42 (97-55) at Connecticut (6/15/12)
 Individual Points 31 - Nykesha Sykes at Connecticut (8/12/03)


RECENT MATCHUPS

2017 RESULTS VS. CONNECTICUT (2-2)

6/14/17..... at Connecticut L, 76-96
 6/23/17..... at New York L, 89-94
 7/19/17..... at New York W, 96-80
 8/18/17..... at Connecticut W, 82-70

2018 SCHEDULE

6/7/18..... at New York 7:00 PM
 7/11/18..... at Connecticut 11:30 AM
 8/1/18..... at Connecticut 7:00 PM



2018 NEW YORK LIBERTY REGULAR SEASON GAME-BY-GAME

Date	Opponent	W/L	Team/Opp	Home	Road	Total	High Scoring	High Rebounds	High Assists	Opponent Scoring	Atten.
May 20	at Chicago	L	76- 80	0-0	0-1	0-1	Charles-19	Zahui B.-7	Hartley-6	Quigley-22	7,922
May 25	MINNESOTA	L	72- 78	0-1	0-1	0-2	Charles-18	Charles-12	Hartley-3	Augustus-21	2,319
May 29	DALLAS	W	94- 89	1-1	0-1	1-2	Charles-34	Charles-10	Zellous-9	Cabbage-28	1,516
June 2	at Indiana	W	87-81(OT)	1-1	1-1	2-2	Nurse-34	Stokes-12	Nurse-4	K. Mitchell-26	5,575
June 5	vs. Phoenix	L	74-80	1-2	1-1	2-3	Charles-25	Zahui B.-8 Charles-8	Hartley-5	Griner-26	7,215

2018 NEW YORK LIBERTY REGULAR SEASON GAME-BY-GAME TOTALS

TEAM	DATE	MIN	FGM	FGA	FG%	3PM	3PA	3P%	FTM	FTA	FT%	OR	DR	REB	AST	STL	BLK	TO	PF	PTS
at Chicago	May 20	200	26	72	0.361	9	25	0.360	15	19	0.789	8	22	30	18	10	4	8	18	76
MINNESOTA	May 25	200	27	72	0.375	5	24	0.208	13	18	0.722	11	23	34	11	4	2	6	20	72
DALLAS	May 29	200	36	69	0.522	9	22	0.409	13	16	0.812	7	25	32	22	11	3	14	21	94
at Indiana	June 2	225	27	68	0.397	3	19	0.158	30	32	0.938	12	34	46	14	4	5	20	18	87
vs. Phoenix	June 5	200	31	75	0.413	9	28	0.321	3	5	0.600	19	20	39	19	6	0	17	19	74

2018 OPPONENT REGULAR SEASON GAME-BY-GAME TOTALS

TEAM	DATE	MIN	FGM	FGA	FG%	3PM	3PA	3P%	FTM	FTA	FT%	OR	DR	REB	AST	STL	BLK	TO	PF	PTS
at Chicago	May 20	200	30	63	0.476	6	13	0.462	14	18	0.778	9	34	43	20	5	6	15	19	80
MINNESOTA	May 25	200	27	69	0.391	4	18	0.222	20	25	0.800	10	34	44	13	4	2	9	17	78
DALLAS	May 29	200	28	59	0.475	13	31	0.419	20	28	0.714	6	26	32	18	8	4	32	20	89
at Indiana	June 2	225	31	79	0.392	7	23	0.304	12	18	0.667	10	23	33	17	6	1	9	28	81
vs. Phoenix	June 5	200	28	56	0.500	7	23	0.304	17	19	0.895	3	18	21	21	8	4	11	9	80

2018 NEW YORK LIBERTY REGULAR SEASON MISCELLANEOUS GAME-BY-GAME

Opponent	Date	W/L	Score	Ties	LC	Largest lead		Paint		2nd Chance		Fastbreak		Off T0's		Bench	
						NYL	Opp	NYL	Opp	NYL	OPP	NYL	OPP	NYL	OPP	NYL	OPP
at Chicago	May 20	L	80-75	7	8	5	8	28	34	14	8	9	8	15	16	35	34
MINNESOTA	May 25	L	78-72	5	16	6	6	30	16	18	11	3	13	2	12	29	17
DALLAS	May 29	W	94-89	3	3	5	17	28	38	6	10	12	8	10	23	20	13
at Indiana	June 2	W	87-81	7	7	20	7	34	22	14	7	8	6	22	8	36	7
vs. Phoenix	June 5	L	80-74	8	17	8	6	38	28	16	2	0	5	18	11	19	9

2018 NEW YORK LIBERTY REGULAR SEASON SCORE BY PERIOD

Date	Team	W/L	NEW YORK LIBERTY								OPPONENTS							
			1st	2nd	1st Half	3rd	4th	2nd Half	OT	Total	1st	2nd	1st Half	3rd	4th	2nd Half	OT	Total
May 20	at Chicago	L	22	18	40	11	24	35		76	22	16	38	18	24	42		80
May 25	MINNESOTA	L	19	17	36	23	13	36		72	21	20	41	14	23	37		78
May 29	DALLAS	W	14	23	37	22	35	57		94	31	15	46	22	21	43		89
June 2	at Indiana	W	21	25	46	12	13	25	16	87	19	10	29	23	19	42	10	81
June 5	vs. Phoenix	L	27	11	38	17	19	36		74	21	22	43	14	23	37		80

LEAGUE RANKINGS

	STAT	RANK
Points Per Game	80.6	7
Opponent Points Per Game	81.6	8
FG Percentage	.413	10
Opponent FG Percentage	.442	6
Free Throw Percentage	.822	4
3FG Percentage	.297	11
Opponent 3FG Percentage	.343	6
Offensive Rebounds Per Game	11.4	1
Defensive Rebounds Per Game	24.8	8
Rebounds Per Game	36.2	5
Assists Per Game	16.8	8
Steals Per Game	7.0	5
Turnovers Per Game	13.2	10
Blocks Per Game	2.8	T8

INDIVIDUAL LEAGUE LEADERS

TINA CHARLES	STAT	RANK
Scoring Average	23.8	1
Offensive Rebounds Per Game	2.4	5
Defensive Rebounds Per Game	6.4	8
Rebounds Per Game	8.8	4
Minutes Per Game	34.2	3
Steals Per Game	1.4	11

MARISSA COLEMAN	STAT	RANK
Steals Per Game	1.2	17

BRIA HARTLEY	STAT	RANK
Assists Per Game	4.8	6

KIA NURSE	STAT	RANK
Points Per Game	16.2	16
Minutes Per Game	29.4	18

SHAVONTE ZELLOUS	STAT	RANK
Assists Per Game	3.4	15

AMANDA ZAHUI B	STAT	RANK
Offensive Rebounds Per Game	1.8	15

REBECCA ALLEN	STAT	RANK
Blocks Per Game	0.8	19

2018 WNBA STANDINGS

LEAGUE OVERALL

	W	L	PCT	GB	CONF	HOME	ROAD	L-10	STREAK
#1 Connecticut Sun	5	1	0.833	-	3-1	3-0	2-1	5-1	L 1
#2 Los Angeles Sparks	4	1	0.800	0.5	3-0	2-0	2-1	4-1	W 2
#3 Seattle Storm	5	2	0.714	0.5	3-2	3-1	2-1	5-2	L 1
#4 Washington Mystics	5	3	0.625	1	2-1	3-1	2-2	5-3	L 2
#5 Phoenix Mercury	5	3	0.625	1	3-2	1-2	4-1	5-3	W 3
#6 Dallas Wings	3	3	0.500	2	1-2	2-0	1-3	3-3	W 1
#7 Atlanta Dream	3	3	0.500	2	2-0	2-2	1-1	3-3	W 1
#8 Chicago Sky	3	3	0.500	2	2-2	2-2	1-1	3-3	W 1
#9 New York Liberty	2	3	0.400	2.5	1-1	1-2	1-1	2-3	L 1
#10 Minnesota Lynx	2	5	0.286	3.5	1-3	1-2	1-3	2-5	L 4
#11 Las Vegas Aces	1	5	0.167	4	0-2	1-1	0-4	1-5	L 1
#12 Indiana Fever	0	6	0.000	5	0-5	0-4	0-2	0-6	L 6

LIBERTY 2018 SEASON HEADLINES

- New York finished with the best record in the WNBA Eastern Conference for the 3rd-straight season, going 22-12 overall, earning the No. 3 seed in the WNBA Playoffs.
- The Liberty posted three consecutive seasons with at least 20 victories.
- New York lost to Washington in the 2nd Round of the WNBA Playoffs, falling in a single-elimination game at The Garden 82-68.
- Tina Charles finished the season ranked 3rd in the WNBA in scoring, 4th in rebounding, and 6th in minutes (32.2 mpg). She was named 1st Team All-WNBA for a 3rd-straight season and named 1st Team WNBA All-Defensive for the 1st time in her career. Charles was named 1st Team All-WNBA for a 2nd-straight season, becoming the 1st Liberty player to earn the accolade in back-to-back seasons.
- Katie Smith became the 7th head coach in franchise history this year. Smith retired following the 2013 season in New York, and spent the last four years as an assistant coach with the Liberty, having been promoted to Associate Head Coach prior to the 2016 season.

KEY MATCHUP

The battle on the glass will be crucial in determining which team comes out on top, and the game will feature two of the league's best board-crashers in Alyssa Thomas and Tina Charles. The two sit third and fourth in the WNBA in rebounding per game, respectively. Thomas hauls 9.2 defensive rebounds per game, the highest mark in the league, while Charles averages a fifth-best 2.4 offensive rebounds.

KEY STAT

The battle on the glass will be crucial in determining which team comes out on top, and the game will feature two of the league's best board-crashers in Alyssa Thomas and Tina Charles. The two sit third and fourth in the WNBA in rebounding per game, respectively. Thomas hauls 9.2 defensive rebounds per game, the highest mark in the league, while Charles averages a fifth-best 2.4 offensive rebounds.

LAST MEETING

On August 18, 2017, Tina Charles scored 24 points and added seven rebounds as the New York Liberty beat the Connecticut Sun, 82-70.

The win was the fourth in a row for the Liberty, and it snapped an eight-game home win streak for the Connecticut.

Bria Hartley and Sugar Rodger added three triples apiece, joining Charles in double figures along with Nayo Raincock-Ekunwe. Jasmine Thomas led the Sun with 15 points.

MAKING HISTORY

Tina Charles made a tough driving layup in the first quarter against Phoenix on Tuesday, securing the 4876th point of her prolific career. In doing so, she surpassed Hall-of-Famer and three-time MVP Sheryl Swoopes to move up to 19th on the WNBA all-time scoring list. Charles is now just 109 points away from 5,000, and 122 away from moving into 18th place. Her 2697 career rebounds rank 7th all-time.

LIBERTY FACTS & FIGURES - KEY NUMBERS

9

New York has netted nine threes as a team three times this season going 1-2 (Chicago (5/20), Dallas (5/29) and Phoenix (6/5)).

34

The Liberty have had two players-Tina Charles vs. Dallas (5/29) and Kia Nurse at Indiana (6/2)-finish with 34 points.

2

Kiah Stokes is two blocks away from tying second all-time in Liberty history and two rebounds short of tying ninth.

6

Bria Hartley has finished with six assists twice this season.

HITTING THE GLASS

Through the first five games of the season, Liberty players are grabbing 11.4 offensive rebounds per game, the highest mark in the league. In Tuesday's lost against Phoenix, New York gave itself 19 second chances, a season-high. It did its part on the defensive end as well, giving Phoenix a season-low three second looks.

GETTING HEALTHY

Tuesday's game against Phoenix marked the return of a pair of Liberty guards who missed time due to injury. Sugar Rodgers re-entered the lineup after a three-game absence, while Brittany Boyd made her season debut after sitting out most of last year rehabbing from a torn Achilles' tendon. The Liberty have yet to be at full strength in 2018; two-time All-Star Epiphanny Prince has missed the team's first five games due to a concussion.

IMPROVING FROM DEEP

Against Phoenix, New York guard Bria Hartley hit four of her eight attempts from deep, the most triples a Liberty player has made in a game this season. Liberty players have largely struggles from behind the arc this season, shooting just 29.7 percent, but their nine makes on Tuesday tied their season-high.

NEW YORK VS. PHOENIX RECAP (6/5)

CHARLES MOVES UP THE ALL-TIME SCORING LIST AS LIBERTY DROP A CLOSE ONE, 80-74

Tina Charles' 4,891 Career points now ranks 19th in WNBA history

New York, NY – June 5, 2018 – A Marissa Coleman three-point jumper with 3:23 remaining gave the New York Liberty a one-point edge over the Phoenix Mercury. However, the Mercury responded a minute later and never looked back, taking the game 80-74 at Madison Square Garden, Tuesday afternoon. Tina Charles provided 25 points for the Liberty in what was a historic game for her, and Bria Hartley chipped in 18.

It was a back-and-forth affair throughout, including 17 lead changes, as neither team could pull ahead. While New York (2-3) dominated on the glass to the tune of a 39-21 advantage, Phoenix (5-3) made the most of its looks, shooting 50 percent from the field. The Mercury also got to the line 19 times, hitting 17 of them, while the Liberty made just three out of five.

Head coach Katie Smith began. "It was a tough one. Lots of opportunities to win this game tonight; they made plays we didn't. Didn't get the stops when we needed to. Lots of fouls. Lots of little things I think over the whole game that obviously put us in that position and we couldn't quite get ourselves pulled away."

With a driving layup in the first quarter, Charles secured the 4876th point of her prolific career. She sur-passed Hall-of-Famer and three-time MVP Sheryl Swoopes to move up to 19th on the WNBA all-time scoring list. The contest marked her third game in a row with at least 23 points, and she has yet to score less than 18 points this season. Charles, however, was more focused on the outcome than personal accolades.

Charles stated. "Everything that happens is in our control. Just executing at the end, locking down, play-ing defense and just the little things. We just hurt ourselves. We have a great team and great individuals in here [locker room] that can play. I think we proved that we can hang with anyone in this league. It's just executing down the stretch."

Hartley had her highest scoring output of the season in an arduous team effort, finishing with 18 points, including 12 in the first half. It is her highest point total since June 22, 2014, when she dropped a career-high 26 points against Seattle.

After exploding for 34 points in Saturday's overtime win at Indiana, Kia Nurse could not replicate such performance against Phoenix. The rookie finished with five points, the lowest output of her career and her first time in single digits.

The loss snapped a two-game win streak for the Liberty, and they now sit at 2-3 on the season. They host undefeated Connecticut Sun Thursday, June 7 at the Westchester County Center. Tip-off is set for 7 p.m. (ET).

NEW YORK PLAYER POSTGAME QUOTES VS. PHOENIX (6/5)

Tina Charles on the loss...

"It wasn't about Taurasi or Griner going off, everything is just in our control. Just executing at the end, locking down, playing defense and just the little things. We just hurt ourselves. We have a great team and great individuals in here [locker room] that can play. I think we proved that we can hang with anyone in this league. It's just executing down the stretch."

Charles on being shut out for the final 3:23...

"It was just us. We knew going in that we could get any shot we wanted. The fact that we didn't score from that 3-minute mark, that's just us."

Marissa Coleman on playing her first home game in Madison Square Garden...

"It was fun. I've always liked playing here but to be on the Liberty and play here was a great experience."

Coleman on this close game...

"It's a lot of new faces, we are trying to learn each other and new coach. We do have a great team from top to bottom and no matter who we

NEW YORK LIBERTY FRANCHISE ALL TIME LEADERS

POINTS SCORED

1.	Vickie Johnson	3,246
2.	Cappie Pondexter	2,970
3.	Tina Charles	2,648
4.	Becky Hammon	2,367
5.	Crystal Robinson	2,301
6.	Shameka Christon	2,295
7.	Tari Phillips	1,826
8.	Essence Carson	1,790
9.	Janel McCarville	1,448
10.	Tamika Whitmore	1,394

SCORING AVERAGE

1.	Tina Charles	18.9
2.	Cappie Pondexter	17.9
3.	Tari Phillips	12.9
4.	Sophia Witherspoon	12.1
5.	Shameka Christon	11.6
6.	Vickie Johnson	11.5
7.	Janel McCarville	11.3
8.	Ann Wauters	11.3
9.	Crystal Robinson	10.7
10.	Plenette Pierson	10.6

REBOUNDS

1.	Tina Charles	1,277
2.	Tari Phillips	1,077
3.	Vickie Johnson	1,053
4.	Sue Wicks	788
5.	Teresa Weatherspoon	750
6.	Cathrine Kraayeveld	703
7.	Janel McCarville	695
8.	Shameka Christon	679
9.	Elena Baranova	654
10.	Kiah Stokes	652

BLOCKED SHOTS

1.	Sue Wicks	155
2.	Elena Baranova	147
3.	Kiah Stokes	145
4.	Shameka Christon	133
5.	Janel McCarville	113
6.	Tina Charles	104
7.	Tamika Whitmore	98
8.	Plenette Pierson	85
9.	Rebecca Lobo	84
10.	Essence Carson	83

3PT FIELD GOALS MADE

1.	Crystal Robinson	400
2.	Becky Hammon	331
3.	Shameka Christon	288
4.	Cappie Pondexter	236
5.	Leilani Mitchell	233
6.	Vickie Johnson	221
7.	Sugar Rodgers	216
8.	Cathrine Kraayeveld	215
9.	Nicole Powell	167
10.	Loree Moore	140

TIMES LED THE LIBERTY IN

	PTS	REB	AST	STL	BLK	MIN	10+ PTS	15+ PTS	20+ PTS	30+ PTS	5+ REB	10+ REB	5+ AST	10+ AST	3+ STL	3+ BLK	DBL-DBL
Sugar Rodgers				1							1				1		
Marissa Coleman				2			1										
Tina Charles	4	3		2	1	2	5	5	3	1	4	1					3
Bria Hartley			4	1		1	1	1					2				
Shavonte Zellous			1		1		2	2			1		1				
Kia Nurse	1		1	2	1	2	4	2	1	1	1						
Amanda Zahui B.		2		1	1		1				2						
Mercedes Russell				1	1												
Rebecca Allen					2												
Brittany Boyd																	
Epiphanny Prince																	
Kiah Stokes		1			1						2	1					
Kia Vaughn																	

NEW YORK'S RECORD WHEN...

Overall.....	2-3
At home	1-2
On the road	1-1
Against Eastern Conference.....	1-1
Against Western Conference.....	1-2
After a win	1-1
After a loss	1-1
In overtime	1-0
Games decided by 1-3 points	0-0
Games decided by 4-5 points	1-1
Games decided by 6-10 points	1-2
Games decided by 11-20 points	0-0
Games decided by 20+ points	0-0
Scoring 70+ points	2-3
Scoring under 70 points	0-0
Opponent scores 70+ points	2-3
Opponent scores under 70 points	0-0
Shooting under 44 percent.....	1-3
Shooting 44-49 percent	0-0
Shooting 50-54 percent	1-0
Shooting 55-59 percent	0-0
Shooting 60 percent or higher.....	0-0
Outrebound opponent	1-1
Opponent outrebounds New York	1-1
Rebounds are even.....	1-0
Creates more turnovers	1-2
Opponent creates more turnovers	1-1
Turnovers are even	0-0
Scores more points off turnovers.....	1-1
Opponent scores more points off turnovers.....	1-2
Points off turnovers is even	0-0
Scores more points in the paint	2-2
Opponent scores more points in the paint.....	0-1
Points in the paint is even	0-0
Scores more 2nd chance points	2-2
Opponent scores more 2nd chance points	0-1
2nd chance points are even.....	0-0
Scores more fast break points.....	1-2
Opponent scores more fast break points	0-0
Fast break points are even	0-0
Scores more bench points	2-3
Opponent scores more bench points	0-0
Bench points are even	0-0
On Monday.....	0-0
On Tuesday	1-1
On Wednesday	0-0
On Thursday	0-0
On Friday.....	0-1
On Saturday	1-0
On Sunday.....	0-1

AP WNBA PRESEASON POLL

Rank	Team
1.	Minnesota (9)
2.	Los Angeles (5)
3.	Connecticut
4.	Phoenix
5.	New York
6.	Dallas
7.	Seattle
8.	Washington
9.	Atlanta
10.	Chicago
11.	Las Vegas
12.	Indiana

put on the floor they can make an impact. It's just going to take time and it's still really early. We had a lot of turnovers in crucial times and not executing plays well. The thing is, it's all correctable and it's on us."

Kia Nurse on playing in Madison Square Garden...

"Playing here is extremely special as it's an extremely special place. There's so much history and so rich in basketball history. They crowd was great. The kids from the School Day were hilarious. It was a lot of fun and every time I've had the opportunity to play here, it has been a great time."

Amanda Zahui B on playing in these tight games...

"I think when we play tough games it really shows the identity of the team. It shows what we can get better on even when win or lose. I think these tough games really show the kind of players that we have and what we can build on."

Zahui B on the School Day game...

"I love playing during the Kids Day. All of these young souls and spirits out there sharing. It's our chance to show them that they can achieve and goals and dreams that they put their minds to and hopefully they can come out to Westchester as well because that arena is beautiful."

NEW YORK AT INDIANA RECAP (6/2)

NURSE TALLIES 34 AS LIBERTY OUTLAST INDIANA IN OT THRILLER, 87-81

Kia Nurse's 34 points are the most in franchise history by a Liberty rookie

INDIANAPOLIS, Ind. — June 2, 2018 — After the New York Liberty worked up its largest lead all season, the Indiana Fever used a pair of runs to not only deadlock scoring during the game's waning time but force overtime. Rookie Kia Nurse registered eight of her franchise setting 34 points in the extra session to help lift the Liberty to an 87-81 victory, Saturday night at Bankers Life Fieldhouse.

Nurse's 34-point production was the most by a New York (2-2) rookie and most by a reserve in franchise history. Moreover, her total was the most by a rookie since Seattle's Breanna Stewart dropped 38 against Atlanta on June 29, 2016.

The Liberty led by as many as 20 points seen in the third quarter until a 19-5 Fever (0-6) run prior to the fourth quarter's start made things interesting again.

Tina Charles stated. "We had that game. I want to say we were up (20). They came back. They're searching for a win. They're gonna work hard. That's all they know. They're young players, but kudos to Kia Nurse. Being a rookie and having 34, she really held us down this game."

In the fourth, the Fever dwindled the Liberty lead down to two, before a Candice Dupree basket deadlocked scoring at 69-up with 1:15 to play. Kelsey Mitchell would go on to score in the open court before a pair of Charles' free-throws and an empty Fever possession put a fresh five minutes onto the clock.

Head coach Katie Smith explained. "We've got to get stops. Yea, we'll get buckets. We'll get it on the other end. We had to find a way to get them up on the rim, go get them rebounds, because they outworked us a little bit in regular time. Tina (Charles) finally got some shots to go down for her. Kia Nurse had a heck of a ball game, but again the defensive side of getting those stops, getting down there and getting a score."

In overtime, the Liberty once again led by double-figures (10) in large part to four makes at the stripe by Nurse and two by Charles to keep the game out of reach.

Nurse said. "I thought it was a good battle as a team. We fought through some adversity there. I think we came back, played together and got some stops. (We) had some key contributions from a lot of different people and some key plays down the stretch."

Charles followed up her 34-point effort with her third consecutive double-double performance. The forward finished with 23 points and 10 boards.

Kiah Stokes also helped considerably on the glass with 12 boards, the first time she reached double-figures since pulling down 10 on August 27, 2017 against the Sky.

Nurse also registered nine rebounds, four assists, three triples and went 15-of-16 from the line. As a team, the Liberty went 30-of-32 at the stripe.

Tonight's overtime battle was the first for the Liberty since June 16, 2017 when New York beat Dallas 102-93 on the road.

The Liberty host the Phoenix Mercury Tuesday, June 5 at Madison Square Garden. The morning matinee begins at 11 a.m.

LIBERTY PARTNERED WITH ABBOTT HOUSE

The vision of Abbott House is to make promising futures a reality and on May 18, the New York Liberty took part in the organization's 55-year-long storied tradition for its 2018 season tip-off event. Abbott House in Irvington, NY, which was founded in 1963, is rooted in a history of social service and social justice. Rev. Martin Luther King, Jr. provided the invocation at the organization's inaugural dinner in 1965, and its mission has remained to provide durable foundations and promising futures to humans with the most complex needs.

The Liberty visited classrooms and were able to hear of the students' stories and view some of their expressive artwork. The group also indulged in some dance battles as competitive preparation for the pick-up games and basketball instruction that awaited them.

COACH'S CORNER

6/5 Postgame Quotes

Smith's opening statement

"Tough one. Lots of opportunities to win this game tonight; they made plays we didn't. Didn't get the stops when we needed to. Lots of fouls. Lots of little things I think over the whole game that obviously put us in that position and we couldn't quite get ourselves pulled away."

Smith on team's production...

"Lots of people did some good stuff. Tina [Charles] obviously had a good game and Bria [Hartley]."

Smith on the team's turnovers...
"This is two games in a row that we've been careless with the basketball. I think we had 20 the other day against Indiana and they're getting 18 points off of it so we just got to be a little bit stronger. You're going to get some but too many turnovers that led to easy buckets for them. They scored off of those and helped their momentum."

Smith on close games...
"I hope it shows us that all of the little stuff that happens throughout the ball game really does matter: a couple less turnovers, a couple more shots, rebounds, or just a couple better defensive assignments. They all are that important for the outcome."

Smith on Tina Charles
"I think that she's improved her three-point shot last year. Her versatility and being able to shoot it really spaces the floor and puts pressure on that defense. One thing I'm really impressed with is that she's driving into the hole. When she attacks she's really going to the rim and really taking the contact and going to finish."

HOME/AWAY SPLITS

HOME/ROAD SPLITS		
HOME	STAT	AWAY
1-2	RECORD	1-1
80.0	PPG	81.5
82.3	OPP. PPG	80.5
.435	FG%	.379
.451	OPP FG%	.430
.311	3PT%	.273
.333	OPP 3PT%	.361
.744	FT%	.882
41.0	RPG	48.5
17.3	APG	16.0
7.0	SPG	7.0
12.3	TO	14.5
1.7	BLK	4.5

RECORD					TEAM WINNING & LOSING STREAKS:											
Overall	2-3	HOME	ROAD	OT	OVERALL	HOME	ROAD									
EASTERN	1-1	0-0	1-1	1-0	Loss - 1	Loss - 1	Win - 1									
WESTERN	1-2	1-2	0-0	0-0	Long: Win - 2	Win - 1	Win - 1									
					Loss - 2	Loss - 1	Loss - 1									
					Last: Win - 6/2 @ IND 87-81	Win - 5/29 vs. DAL 94-89	Win - 6/2 @ IND 87-81									
					Loss - 6/5 - vs. PHO 74-80	Loss - 6/5 - vs. PHO 74-80	Loss- 5/20 @ CHI 80-76									
WON	LOST	OFFENSE		VsOPP		HOME ATTENDANCE		At Start Of:	OVERALL	HOME	ROAD	FG%	OVERALL	HOME	ROAD	
May	1	2	70+	2-3	.500+	1-3	Games:	3	2nd Ahead:	1-1	0-1	1-0	-44%	1-3	0-2	1-1
June	1	1	70<	0-0	.500<	1-0	Total:	11,050	Behind:	1-1	1-1	0-0	45-49%	0-0	0-0	0-0
July	0	0	DEFENSE				Average:	3,683	Tied:	0-1	0-0	0-1	50-54%	1-0	1-0	0-0
Aug.	0	0	70+	2-3			High:	7,215	3rd Ahead:	1-1	0-0	1-1	55-59%	0-0	0-0	0-0
Sep.	0	0	70<	0-0					Behind:	1-2	1-2	0-0	+60%	0-0	0-0	0-0
									Tied:	0-0	0-0	0-0				
									4th Ahead:	1-1	0-1	1-0				
									Behind:	1-2	1-1	0-1				
									Tied:	0-0	0-0	0-0				
Largest margin victory6 @ IND 6/2																
Smallest margin victory5 vs. DAL 5/29																
Largest margin of defeat4 2x, last vs. MIN 5/25																
Smallest margin of defeat4 2x, last vs. MIN 5/25																
Largest lead20 @ IND 6/2																
Largest lead blown (loss)8 vs. PHO 6/5																
Largest deficit17 vs. DAL 5/29																
Largest deficit overcome for win17 vs. DAL 5/29																
Largest rebounding margin..... 18 @ PHO 6/5																
Opp. largest rebounding margin 13 @ CHI 5/20																
Largest points in the paint margin 14 vs. MIN 5/25																
Opp. largest point in the paint margin 6 @ CHI 5/20																
Largest second chance points margin..... 14 vs. MIN 5/25																
Opp. largest second chance points margin 4 vs. DAL 5/29																

MARGINS	1	2	3	4	5	6	7	8	9	10	11	12	13	14	15	16	17	18	19	20	21	22	23
Won By:					1	1																	
Lost By:				1	2																		
	24	25	26	27	28	29	30	31	32	33	34	35	36	37	38	39	40	41	42	43	44	45	46+
Won By:																							
Lost By:																							

2018 NEW YORK LIBERTY STARTING LINEUP COMBINATIONS

GAME	GUARD	GUARD	GUARD/FORWARD	FORWARD	CENTER	RECORD
5/20 @ CHI	HARTLEY	RODGERS	ZELLOUS	COLEMAN	CHARLES	0-1
5/25 vs. MIN	HARTLEY	ZELLOUS	COLEMAN	CHARLES	STOKES	0-1
5/29 vs. DAL	HARTLEY	ZELLOUS	COLEMAN	CHARLES	STOKES	1-1
6/2 @ IND	HARTLEY	ZELLOUS	COLEMAN	CHARLES	STOKES	2-1
6/5 vs. PHO	HARTLEY	ZELLOUS	COLEMAN	CHARLES	VAUGHN	0-1

LIBERTY TEAM HIGHS

POINTS	94vs. Dallas (5/29)
FIELD GOALS MADE	36vs. Dallas (5/29)
FIELD GOALS ATTEMPTED	75vs. Phoenix (6/5)
3-POINT FG MADE	9at Chicago (5/20)
.....	9vs. Dallas (5/25)
.....	9vs. Phoenix (6/5)
3-POINT FG ATTEMPTED	28vs. Phoenix (6/5)
FREE THROWS MADE	30@ Indiana (6/2)
FREE THROWS ATTEMPTED	32@ Indiana (6/2)
OFFENSIVE REBOUNDS	19vs. Phoenix (6/5)
DEFENSIVE REBOUNDS	34@ Indiana (6/2)
TOTAL REBOUNDS	46@ Indiana (6/2)
ASSISTS	22vs. Dallas (5/29)
STEALS	11vs. Dallas (5/29)
BLOCKED SHOTS	5@ Indiana (6/2)
TURNOVERS	20v@ Indiana (6/2)

LIBERTY TEAM LOWS

POINTS	72vs. Minnesota (5/25)
FIELD GOALS MADE	26at Chicago (5/25)
FIELD GOALS ATTEMPTED	68@ Indiana (6/2)
3-POINT FG MADE	3@ Indiana (6/2)
3-POINT FG ATTEMPTED	19@ Indiana (6/2)
FREE THROWS MADE	3vs. Phoenix (6/5)
FREE THROWS ATTEMPTED	5vs. Phoenix (6/5)
OFFENSIVE REBOUNDS	7vs. Dallas (5/29)
DEFENSIVE REBOUNDS	20vs. Phoenix (6/5)
TOTAL REBOUNDS	30at Chicago (5/20)
ASSISTS	11vs. Minnesota (5/25)
STEALS	4vs. Minnesota (5/25)
.....	4@ Indiana (6/2)
BLOCKED SHOTS	0vs. Phoenix (6/5)
TURNOVERS	6vs. Minnesota (5/25)

OPPONENT TEAM HIGHS

POINTS	89vs. Dallas (5/29)
FIELD GOALS MADE	31@ Indiana (6/2)
FIELD GOALS ATTEMPTED	79@ Indiana (6/2)
3-POINT FG MADE	13vs. Dallas (5/29)
3-POINT FG ATTEMPTED	31vs. Dallas (5/29)
FREE THROWS MADE	20vs. Minnesota (5/25)
.....	20vs. Dallas (5/29)
FREE THROWS ATTEMPTED	28vs. Dallas (5/29)
OFFENSIVE REBOUNDS	10vs. Minnesota (5/25)
.....	10@ Indiana (6/2)
DEFENSIVE REBOUNDS	34vs. Minnesota (5/25)
.....	34at Chicago (5/20)
TOTAL REBOUNDS	44vs. Minnesota (5/25)
ASSISTS	21vs. Phoenix (6/5)
STEALS	8vs. Dallas (5/29)
.....	8vs. Phoenix (6/5)
BLOCKED SHOTS	6at Chicago (5/20)
TURNOVERS	19vs. Dallas (5/29)

OPPONENT TEAM LOWS

POINTS	78vs. Minnesota (5/25)
FIELD GOALS MADE	27vs. Minnesota (5/25)
FIELD GOALS ATTEMPTED	56vs. Phoenix (6/5)
3-POINT FG MADE	4at Chicago (5/20)
3-POINT FG ATTEMPTED	13vs. Minnesota (5/25)
FREE THROWS MADE	12@ Indiana (6/2)
FREE THROWS ATTEMPTED	18at Chicago (5/20)
.....	18@ Indiana (6/2)
OFFENSIVE REBOUNDS	3vs. Phoenix (6/5)
DEFENSIVE REBOUNDS	18vs. Phoenix (6/5)
TOTAL REBOUNDS	32vs. Dallas (5/29)
ASSISTS	13vs. Minnesota (5/25)
STEALS	4vs. Minnesota (5/25)
BLOCKED SHOTS	1@ Indiana (6/2)
TURNOVERS	9vs. Minnesota (5/25)
.....	9@ Indiana (6/2)

LIBERTY INDIVIDUAL HIGHS

POINTS	34Tina Charles vs. Dallas (5/29)
.....	34Kia Nurse @ Indiana (6/2)
FIELD GOALS MADE	13Tina Charles vs. Dallas (5/29)
FIELD GOALS ATTEMPTED	25Tina Charles vs. Phoenix (6/5)
3-POINT FG MADE	4Bria Hartley vs. Phoenix (6/5)
3-POINT FG ATTEMPTED	8Kia Nurse @ Indiana (6/2)
.....	8Bria Hartley vs. Phoenix (6/5)
FREE THROWS MADE	15Kia Nurse @ Indiana (6/2)
FREE THROWS ATTEMPTED	16Kia Nurse @ Indiana (6/2)
OFFENSIVE REBOUNDS	5Tina Charles vs. Minnesota (5/25)
.....	5Amanda Zahui B. vs. Phoenix (6/5)
DEFENSIVE REBOUNDS	9Kiah Stokes @ Indiana (6/2)
TOTAL REBOUNDS	12Tina Charles vs. Minnesota (5/25)
.....	12Kiah Stokes @ Indiana (6/2)
ASSISTS	9Shavonte Zellous vs. Dallas (5/29)
STEALS	4Marissa Coleman vs. Dallas (5/29)
BLOCKED SHOTS	2Rebecca Allen vs. Dallas (5/29)
.....	2Tina Charles @ Indiana (6/2)
TURNOVERS	6Tina Charles vs. Dallas (5/29)
MINUTES	40Kia Nurse @ Indiana (6/2)

OPPONENT INDIVIDUAL HIGHS

POINTS	28Liz Cambage vs. Dallas (5/29)
FIELD GOALS MADE	12Brittney Griner vs. Phoenix (6/5)
FIELD GOALS ATTEMPTED	18Candice Dupree @ Indiana (6/2)
3-POINT FG MADE	5Skylar Diggins-Smith vs. Dallas (5/29)
.....	5Kelsey Mitchell @ Indiana (6/2)
3-POINT FG ATTEMPTED	10Skylar Diggins-Smith vs. Dallas (5/29)
FREE THROWS MADE	10Diana Taurasi vs. Phoenix (6/5)
FREE THROWS ATTEMPTED	12Liz Cambage vs. Dallas (5/29)
OFFENSIVE REBOUNDS	6Liz Cambage vs. Dallas (5/29)
DEFENSIVE REBOUNDS	10Liz Cambage vs. Dallas (5/29)
TOTAL REBOUNDS	16Liz Cambage vs. Dallas (5/29)
ASSISTS	8Diana Taurasi vs. Phoenix (6/5)
STEALS	4Kayla Thornton vs. Dallas (5/29)
BLOCKED SHOTS	3Cheyenne Parker at Chicago (5/20)
.....	3Brittney Griner vs. Phoenix (6/5)
TURNOVERS	6Liz Cambage vs. Dallas (5/29)
.....	6Brittney Griner vs. Phoenix (6/5)
MINUTES	40Candice Dupree @ Indiana (6/2)



FORWARD

#9 REBECCA ALLEN

4TH SEASON | AUSTRALIA | 6-2 | BORN NOVEMBER 6, 1992

YEAR-BY-YEAR AVERAGES																
SEASON	TEAM	G	GS	MPG	FG%	3P%	FT%	OREB	DREB	RPG	APG	SPG	BPG	TO	PF	PPG
2015	NYL	2	0	17.0	.300	.000	.000	1.0	3.5	4.5	0.0	1.5	1.0	1.5	0.5	3.0
2016	NYL	21	6	13.3	.459	.567	.867	0.6	1.1	1.7	0.5	0.4	0.5	0.6	1.7	5.7
2017	NYL	33	0	9.2	.376	.341	0.1	0.4	1.6	2.0	0.5	0.4	0.4	0.5	1.1	2.8
Career		56	6	11.0	41.1	41.0	71.4	0.5	1.5	2.0	0.5	0.4	0.4	0.6	1.3	3.9

YEAR-BY-YEAR TOTALS																
SEASON	TEAM	G	GS	MIN	FGM-A	3PM-A	FTM-A	OREB	DREB	REB	AST	STL	BLK	TO	PF	PTS
2015	NYL	2	0	34	3 - 10	0 - 4	0 - 0	2	7	9	0	3	2	3	1	6
2016	NYL	21	6	280	45 - 98	17 - 30	13 - 15	12	23	35	11	9	11	13	35	120
2017	NYL	33	0	304	38 - 101	15 - 44	2 - 6	13	54	67	17	12	13	18	35	93
Career		56	6	618	86 - 209	32 - 78	15 - 21	27	84	111	28	24	26	34	71	219

PLAYOFF YEAR-BY-YEAR AVERAGES																
SEASON	TEAM	G	GS	MPG	FG%	3P%	FT%	OREB	DREB	RPG	APG	SPG	BPG	TO	PF	PTS
2017	NYL	1	0	6.7	100	100	0.0	0.0	0.0	0.0	0.0	0.0	1.0	0.0	1.0	3.0
Career	NYL	1	0	6.7	100	100	0.0	0.0	0.0	0.0	0.0	0.0	1.0	0.0	1.0	3.0

PLAYOFF YEAR-BY-YEAR TOTALS																
SEASON	TEAM	G	GS	MPG	FG%	3P%	FT%	OREB	DREB	RPG	APG	SPG	BPG	TO	PF	PTS
2017	NYL	1	0	7	1 - 1	1 - 1	0 - 0	0	0	0	0	0	1	0	1	3
Career	NYL	1	0	7	1 - 1	1 - 1	0 - 0	0	0	0	0	0	1	0	1	3

CAREER TRANSACTIONS: Signed with New York Liberty as free agent on Feb. 2, 2015... Re-signed with the Liberty on June 21, 2016... Re-signed with the Liberty on Feb. 7, 2017.

CAREER HIGHLIGHTS:

- Made her WNBA debut in the Liberty's 2015 season opener against Atlanta, scoring six points.
- Scored a career-high 19 points with four 3-pointers in a win at Washington on July 20, 2016.
- Made her first-career start at Indiana on Sept. 1, 2016.
- Shot .593 from 3-point range during the 2016 season (16-of-27)
- Five-career games scoring in double figures

2017: Appeared in a career-high 33 games averaging 2.8 ppg and 2.0 rpg... Missed just the season-opener due to a quad strain... Shot .341 (15-of-44) from 3-point range... Ranked 36th in the league averaging 0.4 bpg... Scored a new season-high with 9 points. Matched career-highs in both assists and steals with 2 and 3 respectively in a win over Chicago (8/27)... Posted 4 points and 3 rebounds in win over Indiana (8/8)... Had 4 points and 4 rebounds against Los Angeles (8/4)... For the third time this season, scored a season-high 8 points. Also pulled down 3 rebounds at Chicago (7/30)... Scored a season-high 8 points, including a pair of 3-pointers. Also had 4 rebounds and 2 assists against Minnesota (7/25)... Dished out a career-high 5 assists. Also scored 2 points and pulled down 2 rebounds against Minnesota (7/25)... Collected 7 points and 3 rebounds in win over Connecticut (7/19)... Posted a new season-high with 8 points, including a pair of 3-pointers. Also had 2 rebounds, 1 steal, and 1 block against Washington (7/16)... Finished with 2 points and 2 rebounds against Seattle (7/6)... Connected on a 3-pointer and had 1 rebound against Atlanta (7/2)... Grabbed 3 rebounds against Washington (6/29)... Pulled down 2 rebounds against Dallas (6/16)... Registered a 3-pointer for her 3rd-straight game and had 2 steals and 2 blocks against Connecticut (6/14)... Racked up a 3-pointer and 4 rebounds in a win against Seattle (6/11)... Scored a season-high 5 points in win over Atlanta Dream; also finished with career-high 2 blocks, and dished out 2 assists (6/7)... Netted a pair of baskets for 4 points, also had 1 block and 1 rebound against Phoenix (6/4)... Played for 3 minutes and had 1 assist and 1 rebound against Dallas (6/2)... Had 1 steal and 1 rebound in game against the Sparks (5/30)... Pulled down a career-high 9 rebounds and scored 2 points against Seattle (5/26)... Scored 3 points from deep against Phoenix, and had a season-high 3 rebounds (5/23)... Scored 3 points and had 2 rebounds and 1 steal against Minnesota (5/18).

INTERNATIONAL: Played for the South East Queensland Stars in the WNBL in Australia during the league's 2015-16 season... Eased back into action after recovering from knee injury... Appeared in 26 games, going on to average 11.5 points and 5.5 rebounds per game, knocking down 25 3-pointers while shooting 32.0 percent from 3-point range... Played the 2016-17 season for Good Angels Kosice in Slovakia... Helped lead Good Angels to the Slovakian League championship and the EuroCup Women quarterfinals.

PERSONAL: Completed her sixth season in the Women's National Basketball League, last playing for the Bulleen Melbourne Boomers... Averaging 14.0 points and 6.1 rebounds per game... Named the 2014 WNBL Defensive Player of the Year... Represented the Australian National Team at the 2014 FIBA World Championships in Turkey.



FORWARD

#9 REBECCA ALLEN

4TH SEASON | AUSTRALIA | 6-2 | BORN NOVEMBER 6, 1992

	PTS	FGM	FGA	3FGM	3FGA	FTM	FTA	OREB	DREB	REB	AST	STL	TO	BLK	MIN
SEASON	9	3	7	1 (2x)	3 (3x)	2 (2x)	2 (2x)	2	2 (2x)	3 (2x)	1	1 (2x)	1 (2x)	2	20
	vs. MIN	vs. MIN	vs. MIN	last vs. DAL	last @ IND	last @ IND	last @ IND	vs. PHO	last @ IND	last vs. PHO	vs. DAL	last @ IND	vs. DAL	vs. DAL	vs. DAL
	5/25/18	5/25/18	5/25/18	5/29/18	6/2/18	6/2/18	6/2/18	6/5/18	6/2/18	6/5/18	5/29/18	6/2/18	5/29/18	5/29/18	5/29/18
CAREER	19	6 (2x)	13	4	6	3	3	3	7	9	2 (8x)	3 (3x)	4	2 (7x)	35
	@ WAS	last @ CHI	@ CHI	@ WAS	@ WAS	@ WAS	last @ CHI	@ MIN	@ SEA	@ SEA	last vs. CHI	last vs. CHI	@ CON	last vs. DAL	@ CHI
	7/20/16	9/16/16	9/16/16	7/20/16	7/20/16	7/20/16	7/20/16	6/29/16	5/26/17	5/26/17	8/27/17	8/27/17	6/14/17	5/29/18	9/16/16
PLAYOFFS	3	1	1	1	1	--	--	--	--	--	--	--	--	1	7
	vs. WAS	vs. WAS	vs. WAS	vs. WAS	vs. WAS	--	--	--	--	--	--	--	--	vs. WAS	vs. WAS
	9/10/17	9/10/17	9/10/17	9/10/17	9/10/17	--	--	--	--	--	--	--	--	9/10/17	9/10/17

2018 GAME-BY-GAME STATISTICS

PRESEASON

Opponent	Date	MIN	FGM	FGA	FG%	3PM	3PA	3P%	FTM	FTA	FT%	OR	DR	REB	AST	STL	BLK	TO	PF	PTS	+/-
vs. Dallas	5/7		NWT																		
vs. Los Angeles	5/8		NWT																		

REGULAR SEASON

at Chicago	5/20	5:49	0	2	0.000	0	1	0.000	0	0	0.000	0	0	0	0	0	1	0	1	0	-3
vs. Minnesota	5/25	17:14	3	7	0.429	1	3	0.333	2	2	1.000	0	1	1	0	1	0	1	1	9	-3
vs. Dallas	5/29	20:20	2	5	0.400	1	3	0.333	0	0	0.000	1	2	3	1	0	2	1	2	5	18
@ Indiana	6/2	16:11	0	4	0.000	0	3	0.000	2	2	1.000	0	2	2	0	1	1	0	0	2	12
vs. Phoenix	6/5	5:56	0	1	0.000	0	0	0.000	0	0	0.000	2	1	3	0	0	0	0	0	0	-7

**GUARD**

#15 BRITTANY BOYD

4TH SEASON | CALIFORNIA '15 | RICHMOND, CALIF. | 5-9 | BORN JUNE 11, 1993

YEAR-BY-YEAR AVERAGES

SEASON	TEAM	G	GS	MPG	FG%	3P%	FT%	OREB	DREB	RPG	APG	SPG	BPG	TO	PF	PPG
2015	NYL	30	4	14.3	.391	.267	.713	0.6	2.1	2.7	2.3	1.1	0.0	1.6	1.9	6.6
2016	NYL	33	9	19.7	.361	.167	.728	0.5	2.0	2.5	3.6	1.5	0.0	1.9	2.5	6.5
2017	NYL	2	2	15.8	.600	.000	.727	1.5	2.5	4.0	2.5	1.5	0.0	1.0	2.5	13.0
Career		65	15	17.1	.382	.209	.720	0.6	2.1	2.6	3.0	1.4	0.0	1.8	2.2	6.8

YEAR-BY-YEAR TOTAL

SEASON	TEAM	G	GS	MIN	FGM-A	3PM-A	FTM-A	OREB	DREB	REB	AST	STL	BLK	TO	PF	PTS
2015	NYL	30	4	430	59 - 151	8 - 30	72 - 101	17	64	81	70	35	2	48	58	198
2016	NYL	33	9	651	75 - 208	6 - 36	59 - 81	17	66	83	119	52	3	65	82	215
2017	NYL	2	2	32	9 - 15	0 - 1	8 - 11	3	5	8	5	3	0	2	5	26
Career		65	15	1113	143 - 374	14 - 67	139 - 193	37	135	172	194	90	5	115	145	439

CAREER TRANSACTIONS: Selected by the New York Liberty in the First Round of the 2015 WNBA Draft, ninth overall selection.**CAREER HIGHLIGHTS:**

- Drafted in the first round (ninth overall) by the New York Liberty in the 2015 WNBA Draft
- Named to the WNBA All-Rookie Team in 2015.
- Led all rookies in steals per game (1.1 spg) and ranked sixth amongst first-year players in scoring (6.6 ppg) as a rookie in 2015.
- Finished 4th in the WNBA averaging 1.6 steals per game and 15th with 3.6 assists per game in 2016.
- Dished out a career-high 10 assists at Dallas on Sept. 11, 2016.
- Missed all but 2 games during the 2017 season due to a torn Achilles' tendon.

2017: Suffered a torn left Achilles' tendon in the 4th quarter of the Liberty's game against Minnesota on May 18, had a successful repair performed at Hospital for Special Surgery (HSS) on May 22, and missed the remainder of the 2017 WNBA season... Scored 16 points, 14 of which were scored during the second half. Also had 4 rebounds, 3 assists, and 2 steals in game against the Lynx (5/18)... Scored 8 of her 10 points in the 4th quarter, also had 2 assists and 1 steal in season-opening win over San Antonio (5/13).

2016: Appeared in 33 games, making 9 starts... Averaged 6.5 points, 3.6 assists and 1.6 steals per game... Finished the season ranked fourth in the WNBA in steals and 15th in assists... Led the Liberty in steals and tied for second with assists... Recorded 10 games with five or more assists and 10 games with at least three steals... Had five games scoring in double figures... Set a new career-high for assists for the second-straight game as she dished out 10 dimes against Dallas (9/11)... Had a career-high 8 assists to go along with 8

2016: Appeared in 33 games, making 9 starts... Averaged 6.5 points, 3.6 assists and 1.6 steals per game... Finished the season ranked fourth in the WNBA in steals and 15th in assists... Led the Liberty in steals and tied for second with assists... Recorded 10 games with five or more assists and 10 games with at least three steals... Had five games scoring in double figures... Set a new career-high for assists for the second-straight game as she dished out 10 dimes against Dallas (9/11)... Had a career-high 8 assists to go along with 8 points, and 6 rebounds in New York's win over the Sun (9/9)... In her second-straight start, Boyd thrived as she scored a season-high 19 points (7-of-8 FG) and dished out 6 assists in New York's win over the Mercury (9/3)... Tallied up 11 points, 3 rebounds 3 steals, and 2 assists in New York's victory at San Antonio (8/26)... Finished with a season-high 17 points while leading the Liberty with a career-best 7 assists, also tallying 3 steals in a win at Washington (7/20)... Was electric off the bench as she finished with 8 points, 3 steals, 3 rebounds, and 2 assists in 20 minutes of action against the Sun (7/17)... Finished with 8 points and 4 rebounds off the bench in the Liberty's setback at Minnesota (7/15)... Provided excellent energy coming off the bench, finishing 3-of-5 from the floor with 6 points, a team-high 4 assists and 2 rebounds in 20 minutes against the Stars (7/10)... Was 4-of-10 from the field scoring, 8 points with 2 assists, 2 rebounds, and 2 steals off the bench against the Sparks (7/3)... Snagged a team-high 3 steals, scoring 4 points in 14 minutes in a road win at Phoenix (7/1)... In 19 minutes of action she scored 8 points, dished out 3 assists and grabbed 2 boards in New York's OT win at Minnesota (6/29)... Was an efficient 4-for-6 from the field in 15 minutes, finishing with 8 points, 2 rebounds, 2 assists, and 2 steals in New York's overtime loss to Phoenix (6/26)... Dished out 3 assists in 11 minutes in New York's win over Chicago, and led the team with a +8 rating on the court (6/24)... Had 4 points, 4 rebounds, and 4 assists in the team's 80-72 victory over Connecticut (6/16)... Provided a spark off the bench, playing 12 minutes with 5 points, 4 assists, and a team-high 3 steals in a win over Dallas (6/14)... Was a perfect 5-for-5 from the field, scoring 10 points in the Liberty's win against the Storm (6/5)... Scored 7 points and had 5 assists in New York's 91-59 win over Indiana (6/3)... Had 9 points, 3 rebounds and 3 assists in New York's contest vs. Minnesota (5/31)... Scored 9 points in 16 minutes of action against the Sparks (5/21)... Started the season opener at Washington, finishing with 7 points and 4 assists (5/14).

PERSONAL: Grew up in Richmond, California and attended Berkeley High School... Was the No. 38 overall prospect and No. 8 point guard according to ESPN HoopGurlz... was invited to the USA



GUARD

#15 BRITTANY BOYD

4TH SEASON | CALIFORNIA '15 | RICHMOND, CALIF. | 5-9 | BORN JUNE 11, 1993

	PTS	FGM	FGA	3FGM	3FGA	FTM	FTA	OREB	DREB	REB	AST	STL	TO	BLK	MIN
SEASON	2	1	3					1		1			1		4
	vs. PHO	vs. PHO	vs. PHO	--	--	--	--	vs. PHO	--	vs. PHO	--	--	vs. PHO	--	vs. PHO
	6/5/18	6/5/18	6/5/18					6/5/18		6/5/18			6/5/18		6/5/18
CAREER	22	7	13	2 (2x)	5	8	11	3 (2x)	6	8	10	4 (2x)	6	2	35
	vs. TUL	vs. PHO	@ CHI	last @ WAS	vs. TUL	vs. TUL	@ IND	last @ IND	@ CHI	@ IND	@ DAL	last @ SAS	@ ATL	@ ATL	@ DAL
	8/15/15	9/03/16	9/16/16	7/20/16	8/15/15	8/15/15	8/23/15	9/01/15	8/07/15	9/01/16	9/11/16	8/19/15	6/21/15	6/21/15	9/11/16
PLAYOFFS	2	1	4		1				2	2	2	1	2		12
	vs. PHO	vs. PHO	vs. PHO	--	vs. PHO	--	--	--	vs. PHO	vs. PHO	vs. PHO	vs. PHO	vs. PHO	--	vs. PHO
	9/24/16	9/24/16	9/24/16		9/24/16				9/24/16	9/24/16	9/24/16	9/24/16	9/24/16		9/24/16

2018 GAME-BY-GAME STATISTICS

PRESEASON

Opponent	Date	MIN	FGM	FGA	FG%	3PM	3PA	3P%	FTM	FTA	FT%	OR	DR	REB	AST	STL	BLK	TO	PF	PTS	+/-
vs. Dallas	5/7																				
vs. Los Angeles	5/8																				

REGULAR SEASON

at Chicago	5/20																				
vs. Minnesota	5/25																				
vs. Dallas	5/29																				
@ Indiana	6/2																				
vs. Phoenix	6/5	4:02	1	3	0.333	0	0	0.000	0	0	0.000	1	0	1	0	0	0	1	0	2	-5



FORWARD

#31 TINA CHARLES

9TH SEASON | CONNECTICUT '10 | QUEENS, N.Y. | 6-4 | BORN DEC. 5, 1988

YEAR-BY-YEAR AVERAGES

SEASON	TEAM	G	GS	MPG	FG%	3P%	FT%	OREB	DREB	RPG	APG	SPG	BPG	TO	PF	PPG
2010	CON	34	34	31.0	.487	.000	.763	3.8	7.9	11.7	1.5	0.7	1.6	2.0	2.1	15.5
2011	CON	34	34	33.4	.468	.000	.687	3.7	7.3	11.0	1.9	0.7	1.7	2.2	2.6	17.6
2012	CON	33	33	33.2	.499	.200	.802	3.7	6.7	10.5	1.7	0.5	1.4	2.2	1.9	18.0
2013	CON	29	29	32.8	.400	.000	.752	3.4	6.7	10.1	1.4	0.9	0.9	2.2	2.0	18.0
2014	NYL	34	34	32.9	.462	.000	.752	2.6	6.8	9.4	2.2	1.2	0.8	2.2	1.7	17.4
2015	NYL	34	34	31.0	.458	.200	.715	2.1	6.4	8.5	2.4	0.7	0.6	2.4	1.6	17.1
2016	NYL	32	32	33.7	.439	.347	.812	2.3	7.6	9.9	3.8	0.8	0.7	1.9	1.5	21.5
2017	NYL	34	34	32.2	44.2	34.8	80.4	2.0	7.3	9.4	2.6	0.8	0.7	2.3	2.2	19.7
Career		264	264	32.5	45.5	31.9	76.2	3.0	7.1	10.0	2.2	0.8	1.1	2.2	2.0	18.1

YEAR-BY-YEAR TOTALS

SEASON	TEAM	G	GS	MIN	FGM-A	3PM-A	FTM-A	OREB	DREB	REB	AST	STL	BLK	TO	PF	PTS
2010	CON	34	34	1054	206 - 423	0 - 1	116 - 152	129	269	398	51	25	57	71	72	528
2011	CON	34	34	1136	254 - 543	0 - 3	92 - 134	126	248	374	63	26	60	75	89	600
2012	CON	33	33	1096	250 - 501	1 - 5	93 - 116	123	222	345	57	17	47	74	64	594
2013	CON	29	29	951	218 - 545	0 - 3	85 - 113	98	195	293	42	27	28	64	57	521
2014	NYL	34	34	1119	236 - 511	0 - 0	118 - 157	89	231	320	74	44	30	77	57	590
2015	NYL	34	34	1053	243 - 531	1 - 5	93 - 130	72	216	288	83	24	23	82	56	580
2016	NYL	32	32	1077	273 - 622	17 - 49	125 - 154	74	243	317	121	27	25	63	48	688
2017	NYL	34	34	1095	262 - 593	24 - 69	123 - 153	69	249	318	87	28	24	80	74	671
Career		264	264	8580	1942 - 4269	43 - 135	845 - 1109	780	1873	2653	578	218	294	586	517	

PLAYOFF YEAR-BY-YEAR AVERAGES

SEASON	TEAM	G	GS	MPG	FG%	3P%	FT%	OREB	DREB	RPG	APG	SPG	BPG	TO	PF	PPG
2011	CON	2	2	36.0	.313	.000	.625	3.5	8.5	12.0	2.0	1.0	2.5	2.0	2.0	12.5
2012	CON	5	5	36.0	.469	.500	.696	4.2	5.8	10.0	1.0	0.8	2.6	1.8	3.6	18.6
2015	NYL	6	6	38.3	.434	.500	.789	2.0	6.7	8.7	4.0	0.1	0.6	2.0	2.3	20.3
2016	NYL	1	1	36.4	.417	.333	1.000	3.0	6.0	9.0	5.0	1.0	0.0	1.0	1.0	19.0
2017	NYL	1	1	36.2	47.1	50.0	50.0	1.0	5.0	6.0	1.0	0.0	0.0	2.0	3.0	18.0
Career		15	15	37.0	43.2	44.4	75.0	2.9	6.5	9.4	2.6	0.5	1.5	1.9	2.7	18.5

PLAYOFF YEAR-BY-YEAR TOTALS

SEASON	TEAM	G	GS	MIN	FGM-A	3PM-A	FTM-A	OREB	DREB	REB	AST	STL	BLK	TO	PF	PTS
2011	CON	2	2	72	10 - 32	0 - 0	5 - 8	7	17	24	4	2	5	4	4	25
2012	CON	5	5	180	38 - 81	1 - 2	16 - 23	21	29	50	5	4	13	9	18	93
2015	NYL	6	6	230	53 - 122	1 - 2	15 - 19	12	40	52	24	1	4	12	14	122
2016	NYL	1	1	36	5 - 12	1 - 3	8 - 8	3	6	9	5	1	0	1	1	19
2017	NYL	1	1	36	8 - 17	1 - 2	1 - 2	1	5	6	1	0	0	2	3	18
Career		15	15	555	114 - 264	4 - 9	45 - 60	44	97	141	39	8	22	28	40	277



FORWARD

#31 TINA CHARLES

9TH SEASON | CONNECTICUT '10 | QUEENS, N.Y. | 6-4 | BORN DEC. 5, 1988

CAREER TRANSACTIONS: Selected by the Connecticut Sun in the First Round of the 2010 WNBA Draft, first overall selection... Acquired from Connecticut in exchange for Kelsey Bone, Alyssa Thomas and 2015 first round draft pick on April 16, 2014... Re-signed with the Liberty on April 6, 2018.

CAREER HIGHLIGHTS:

- WNBA Most Valuable Player in 2012
- Five-time WNBA All-Star (2011, 2013, 2014, 2015, 2017)
- Named First Team All-WNBA 5 times (2011-12; 2015-17, and 1st player in Liberty franchise history to earn 1st Team honors for 3-straight seasons (2015-17)
- Named Second Team All-WNBA 3 times (2010, 2013-14)
- Received 1st Team WNBA All-Defensive Team honors for the 1st time in her career following the 2017 season
- Won a gold medal with Team USA at the 2012 Summer Olympic Games in London, and a second gold medal with Team USA at the 2016 Summer Olympic Games in Rio
- 11-time WNBA Eastern Conference Player of the Month (Last – Aug/Sept. 2017). Won WNBA record 4-straight Player of the Month awards in 2016.
- Named the Eastern Conference Player of the Week WNBA record 28 times in her career (Last – Sept. 4, 2017)
- Has 141 double-double performances in 264 career games, which ranks second in league history behind Lisa Leslie's 157
- Her 10.0 rebounds per game is the best rate in WNBA history and her 18.1 ppg scoring average ranks 8th all-time
- Became just the 3rd player in WNBA history to lead the league in scoring (21.5 ppg) and rebounding (9.9 rpg) in the same season in 2016.
- Led league in rebounding three-straight seasons (2010-12) and for a fourth time in 2016.
- Holds the 3rd and 4th highest single-season rebounding total in WNBA history (398 in 2010 and 374 in 2011)
- Became the fastest player in WNBA history to record 400, 500, 600 and 700 career rebounds
- First player in WNBA history to record three games with 20-points and 20-rebounds
- Has 10-career 30-point games, 7 of which have come with the Liberty (Last – 36 points vs. Dallas on June 2, 2017)
- Set WNBA record 23 double-doubles in a season in 2011
- New York Liberty all-time leading rebounder with 1,243 as a member of the Liberty
- Established rookie records for most rebounds in a game with 23 and double-doubles in a season with 22
- Unanimous choice for WNBA Rookie of the Year in 2010
- Selected as one of four finalists for the 2016 Sports Humanitarian of the Year Award.

2017: Started all 34 games for the Liberty, leading the team in scoring (19.7 ppg), rebounding (9.4 rpg), and 3-point field goal percentage (.348)... Finished the season ranked 3rd in the WNBA in scoring, 4th in rebounding, and 6th in minutes (32.2 mpg)... Named 1st Team All-WNBA for a 3rd-straight season... Named 1st Team WNBA All-Defensive for the 1st time in her career... Selected as Eastern Conference Player of the Month for July and August/September, increasing her league record to 11-career Player of the Month awards... Named Eastern Conference Player of the Week 7 times (6/5, 6/23, 7/24, 7/31, 8/21, 8/28, 9/4) establishing a new WNBA record by receiving the honor 28 times in her career... Recorded a new Liberty single-game record with 19 rebounds against Chicago, also breaking the franchise all-time rebounding mark in the same game... Received the WNBA Cares Community Assist Award for August 2017... Tallied 18 points and 6 rebounds in playoff game against Washington (9/10)... Recorded a double-double with 18 points and 18 rebounds, 1 shy of her season-high. Also had 3 assists and 1 steal in win at Dallas (9/3)... With her first basket of the game passed Chamique Holdsclaw to hold 20th place in scoring all alone with 4,738 points. 10 of her 22 points came within the first 5 minutes of the game. Also collected 8 rebounds in home-win over Chicago (8/27)... Scored 20 points to tie with Chamique Holdsclaw for 20th all-time in scoring at 4,716 points. Matched a season-high 3 steals. Pulled down 7 rebounds in home win over Washington (8/25)... Finished with a game-high 24 points and hauled in 7 rebounds in road-win over Connecticut (8/18)... Netted 21 points and pulled down 7 rebounds to move past DeLisha Milton-Jones for 6th place in WNBA history (8/13)... Led the Liberty with 26 points. Grabbed 7 rebounds and handed out a team-high 4 assists in win over Indiana (8/8)... Scored a game-high 25 points in a comeback win at Indiana. Collected 4 assists and 3 rebounds (7/28)... Managed her 10th double-double of the season with 24 points and 16 rebounds. Also dished out 2 assists and 1 block against Minnesota (7/25)... Poured in 28 points on 12-of-21 shooting against Connecticut. Also managed 17 rebounds, 2 short of her season high (7/19)... Scored 23 points with 1 assist in 33 minutes (7/14)... Scored 29 points for the second game in a row. Pulled down 8 rebounds and managed 2 take-aways at Phoenix (7/9)... Led the Liberty with 29 points and 12 rebounds. Also had 4 assists and 3 blocks against Seattle (7/6)... Finished with 21 points and 7 rebounds. Also had 5 assists and 3 blocks against Atlanta (7/2)... Led the team with a season-high 6 assists. Also scored 20 points and pulled down 11 rebounds to lead the Liberty in both categories against Connecticut (6/23)... Posted her 5th double-double of the year with 25 points and 10 rebounds in an overtime win at Dallas (6/16)... Recorded her 4th double-double of the season with 21 points, and 14 rebounds, 1 shy of her season-high, also had 3 assists against Seattle (6/11)... Scored 18 points, 17 of which came in the 1st half, and finished with a season-high 15 rebounds in win over Atlanta (6/7)... Finished with a career-high 36 points to for her 4th-straight game of 20-plus points, it was her 10th career 30-points game and 7th as a member of the Liberty, also had 10 rebounds and 3 assists in win over Dallas (6/2)... Scored the first 11 Liberty points over 5:23 of action and had 19 points in the 1st half, finished with 25 points to lead all scorers, also had 5 rebounds in game against Sparks (5/30)... Went 12-of-25 from the field, scoring a season-high 28 points at Seattle; scored 13 of her 28 points in the 1st 5:06 of the 3rd quarter and shot 8-of-10 in the period – also had 9 rebounds and 2 steals (5/26)... Earned her 1st double-double of the season with 22 points, 15 of which came during the 1st half, and 11 rebounds in a win at Phoenix (5/23).

PERSONAL: Full name is Tina Alexandria Charles... Daughter of Angella Holgate and Rawiston Charles... Majored in psychology... Consensus High School Player of the Year in 2006... Racked up 1,750 points, 1,224 rebounds, 440 assists and 432 blocks in three seasons at Christ The King... Awards in 2006 included Parade Magazine Player of the Year, Gatorade National Player of the Year, WBCA National Player of the Year, McDonald's Player of the Year, USA Today National Player of the Year and EA Sports National Player of the Year... Averaged 26.5 points, 14.8 rebounds, 5.5 assists, 5.2 blocks and 3.5 assists per game while leading Christ The King to a 30-0 record, a second straight state title, and a second straight No. 1 ranking in USA Today... As a junior in 2004-05, averaged 21.2 points, 13.8 rebounds and 6.2 blocks as Christ The King went 27-0, winning the state title while finishing No. 1 in the final USA Today poll... Charles led her junior varsity team to a 22-0 mark as a freshman... Off the court, Charles has earned great praise for her philanthropic endeavors... Has donated her entire WNBA salary to her Hopey's Heart foundation, which she founded in 2013 and has placed more than 260 AEDs worldwide... She paid \$32,000 to underwrite the construction of a school in Mali that opened in May of 2012, purchased a shipment of athletic shoes from Nike for girls and boys who attend Saint Jago High School in Spanish Town, St. Catherine, Jamaica, and donated \$7,275 to the Wes Leonard Heart Foundation, an organization that raises money to buy Automatic External Defibrillators (AEDs) for schools in Michigan... Charles also donated for the purchase of five AEDs to schools in New York and recently committed to funding five four-year full secondary-school scholarships for girls in Africa through Connect To Learn, a global initiative dedicated to helping educate children in impoverished areas.

TINA CHARLES - HOPEY'S HEART FOUNDATION

The Hopey's Heart Foundation was formed in memory of Tina Charles' late aunt Maureen "Hopey" Vaz, who died of multiple organ failure on March 9th, 2013. Hopey was known for having a very giving heart and when her own heart failed it was a tragic loss to her family and an eye-opener to Charles, who prior to the passing of her aunt, made a \$14,775 donation for ten Automated External Defibrillators (AED) to the New York Department of Education and the Wes Leonard Heart Team. The Hopey's Heart Foundation was founded to prevent Sudden Cardiac Arrest from claiming the lives of promising student athletes like Wes Leonard. It is committed to providing AEDs nationally for the prevention of heart and other injuries in student and amateur athletes through the provision of health education and medical equipment in schools, community and recreational centers. The Hopey's Heart Foundation is committed to improving sports safety and raising awareness of Sudden Cardiac Arrest throughout the country. Tina annually donates her entire WNBA salary to Hopey's Heart Foundation in order to place AEDs in areas of need.





FORWARD

#31 TINA CHARLES

9TH SEASON | CONNECTICUT '10 | QUEENS, N.Y. | 6-4 | BORN DEC. 5, 1988

	PTS	FGM	FGA	3FGM	3FGA	FTM	FTA	OREB	DREB	REB	AST	STL	TO	BLK	MIN
SEASON	34	13	25	3	5 (2x)	5 (2x)	7	5	8 (2x)	12	4	3	6	2	37
	vs. DAL	vs. DAL	vs. PHO	vs. DAL	last vs. DAL	@ IND	vs. DAL	vs. MIN	@ IND	vs. MIN	vs. PHO	vs. DAL	vs. DAL	@ IND	vs. DAL
	5/29/18	5/29/18	6/5/18	5/29/18	5/29/18	6/2/18	5/29/18	5/25/18	6/2/18	5/25/18	6/5/18	5/29/18	5/20/18	6/2/18	5/29/18
CAREER	36	14 (3x)	27	3 (2x)	5 (3x)	19	24	9	17	23 (2x)	10	7	8	8	46
	vs. DAL	last @ CON	vs. PHO	last @ DAL	last vs. DAL	vs. PHO	vs. PHO	@ MIN	@ ATL	last vs. LAS	@ ATL	vs. ATL	last @ ATL	vs. WAS	@ CHI
	6/2/17	8/14/15	6/26/16	9/11/16	5/29/18	6/29/13	6/29/13	8/3/10	7/7/10	6/28/11	6/22/16	5/24/16	6/17/12	8/8/10	6/23/11
PLAYOFFS	25 (2x)	10 (4x)	27	1 (4x)	3	8	8	7	13	17	9	2 (2x)	5	4 (2x)	45
	last @ IND	last @ IND	vs. WAS	last vs. WAS	vs. PHO	vs. PHO	vs. PHO	vs. IND	@ ATL	@ ATL	vs. IND	last vs. IND	vs. IND	last vs. IND	vs. WAS
	9/27/15	9/27/15	9/18/15	9/10/17	9/24/16	9/24/16	9/24/16	10/5/12	9/18/11	9/18/11	9/23/15	10/5/12	9/29/15	10/5/12	9/18/15

2018 GAME-BY-GAME STATISTICS

PRESEASON

Opponent	Date	MIN	FGM	FGA	FG%	3PM	3PA	3P%	FTM	FTA	FT%	OR	DR	REB	AST	STL	BLK	TO	PF	PTS	+/-
vs. Dallas	5/7	7:25	2	4	.500	1	2	.500	2	2	100	0	4	4	0	1	0	1	0	7	+1
vs. Los Angeles	5/8	DNP-Head																			

REGULAR SEASON

at Chicago	5/20	30:10	8	20	0.400	1	4	0.250	2	3	0.667	1	3	4	0	2	0	3	3	19	-16
vs. Minnesota	5/25	30:01	8	16	0.500	1	5	0.200	1	3	0.333	5	7	12	2	0	0	1	3	18	-5
vs. Dallas	5/29	37:23	13	23	0.565	3	5	0.600	5	7	0.714	2	8	10	3	3	0	6	1	34	10
@ Indiana	6/2	36:39	9	22	0.409	0	4	0.000	5	5	1.000	2	8	10	2	0	2	4	4	23	-1
vs. Phoenix	6/5	36:33	12	25	0.480	1	4	0.250	0	0	0.000	2	6	8	4	2	0	4	3	25	-3



FORWARD

#31 TINA CHARLES

9TH SEASON | CONNECTICUT '10 | QUEENS, N.Y. | 6-4 | BORN DEC. 5, 1988

CAREER TRANSACTIONS: Selected by the Connecticut Sun in the First Round of the 2010 WNBA Draft, first overall selection... Acquired from Connecticut in exchange for Kelsey Bone, Alyssa Thomas and 2015 first round draft pick on April 16, 2014... Re-signed with the Liberty on April 6, 2018.

CAREER HIGHLIGHTS:

- WNBA Most Valuable Player in 2012
- Five-time WNBA All-Star (2011, 2013, 2014, 2015, 2017)
- Named First Team All-WNBA 5 times (2011-12; 2015-17, and 1st player in Liberty franchise history to earn 1st Team honors for 3-straight seasons (2015-17)
- Named Second Team All-WNBA 3 times (2010, 2013-14)
- Received 1st Team WNBA All-Defensive Team honors for the 1st time in her career following the 2017 season
- Won a gold medal with Team USA at the 2012 Summer Olympic Games in London, and a second gold medal with Team USA at the 2016 Summer Olympic Games in Rio
- 11-time WNBA Eastern Conference Player of the Month (Last – Aug/Sept. 2017). Won WNBA record 4-straight Player of the Month awards in 2016.
- Named the Eastern Conference Player of the Week WNBA record 28 times in her career (Last – Sept. 4, 2017)
- Has 141 double-double performances in 264 career games, which ranks second in league history behind Lisa Leslie's 157
- Her 10.0 rebounds per game is the best rate in WNBA history and her 18.1 ppg scoring average ranks 8th all-time
- Became just the 3rd player in WNBA history to lead the league in scoring (21.5 ppg) and rebounding (9.9 rpg) in the same season in 2016.
- Led league in rebounding three-straight seasons (2010-12) and for a fourth time in 2016.
- Holds the 3rd and 4th highest single-season rebounding total in WNBA history (398 in 2010 and 374 in 2011)
- Became the fastest player in WNBA history to record 400, 500, 600 and 700 career rebounds
- First player in WNBA history to record three games with 20-points and 20-rebounds
- Has 10-career 30-point games, 7 of which have come with the Liberty (Last – 36 points vs. Dallas on June 2, 2017)
- Set WNBA record 23 double-doubles in a season in 2011
- New York Liberty all-time leading rebounder with 1,243 as a member of the Liberty
- Established rookie records for most rebounds in a game with 23 and double-doubles in a season with 22
- Unanimous choice for WNBA Rookie of the Year in 2010
- Selected as one of four finalists for the 2016 Sports Humanitarian of the Year Award.

2017: Started all 34 games for the Liberty, leading the team in scoring (19.7 ppg), rebounding (9.4 rpg), and 3-point field goal percentage (.348)... Finished the season ranked 3rd in the WNBA in scoring, 4th in rebounding, and 6th in minutes (32.2 mpg)... Named 1st Team All-WNBA for a 3rd-straight season... Named 1st Team WNBA All-Defensive for the 1st time in her career... Selected as Eastern Conference Player of the Month for July and August/September, increasing her league record to 11-career Player of the Month awards... Named Eastern Conference Player of the Week 7 times (6/5, 6/23, 7/24, 7/31, 8/21, 8/28, 9/4) establishing a new WNBA record by receiving the honor 28 times in her career... Recorded a new Liberty single-game record with 19 rebounds against Chicago, also breaking the franchise all-time rebounding mark in the same game... Received the WNBA Cares Community Assist Award for August 2017... Tallied 18 points and 6 rebounds in playoff game against Washington (9/10)... Recorded a double-double with 18 points and 18 rebounds, 1 shy of her season-high. Also had 3 assists and 1 steal in win at Dallas (9/3)... With her first basket of the game passed Chamique Holdsclaw to hold 20th place in scoring all alone with 4,738 points. 10 of her 22 points came within the first 5 minutes of the game. Also collected 8 rebounds in home-win over Chicago (8/27)... Scored 20 points to tie with Chamique Holdsclaw for 20th all-time in scoring at 4,716 points. Matched a season-high 3 steals. Pulled down 7 rebounds in home win over Washington (8/25)... Finished with a game-high 24 points and hauled in 7 rebounds in road-win over Connecticut (8/18)... Netted 21 points and pulled down 7 rebounds to move past DeLisha Milton-Jones for 6th place in WNBA history (8/13)... Led the Liberty with 26 points. Grabbed 7 rebounds and handed out a team-high 4 assists in win over Indiana (8/8)... Scored a game-high 25 points in a comeback win at Indiana. Collected 4 assists and 3 rebounds (7/28)... Managed her 10th double-double of the season with 24 points and 16 rebounds. Also dished out 2 assists and 1 block against Minnesota (7/25)... Poured in 28 points on 12-of-21 shooting against Connecticut. Also managed 17 rebounds, 2 short of her season high (7/19)... Scored 23 points with 1 assist in 33 minutes (7/14)... Scored 29 points for the second game in a row. Pulled down 8 rebounds and managed 2 take-aways at Phoenix (7/9)... Led the Liberty with 29 points and 12 rebounds. Also had 4 assists and 3 blocks against Seattle (7/6)... Finished with 21 points and 7 rebounds. Also had 5 assists and 3 blocks against Atlanta (7/2)... Led the team with a season-high 6 assists. Also scored 20 points and pulled down 11 rebounds to lead the Liberty in both categories against Connecticut (6/23)... Posted her 5th double-double of the year with 25 points and 10 rebounds in an overtime win at Dallas (6/16)... Recorded her 4th double-double of the season with 21 points, and 14 rebounds, 1 shy of her season-high, also had 3 assists against Seattle (6/11)... Scored 18 points, 17 of which came in the 1st half, and finished with a season-high 15 rebounds in win over Atlanta (6/7)... Finished with a career-high 36 points to for her 4th-straight game of 20-plus points, it was her 10th career 30-points game and 7th as a member of the Liberty, also had 10 rebounds and 3 assists in win over Dallas (6/2)... Scored the first 11 Liberty points over 5:23 of action and had 19 points in the 1st half, finished with 25 points to lead all scorers, also had 5 rebounds in game against Sparks (5/30)... Went 12-of-25 from the field, scoring a season-high 28 points at Seattle; scored 13 of her 28 points in the 1st 5:06 of the 3rd quarter and shot 8-of-10 in the period – also had 9 rebounds and 2 steals (5/26)... Earned her 1st double-double of the season with 22 points, 15 of which came during the 1st half, and 11 rebounds in a win at Phoenix (5/23).

PERSONAL: Full name is Tina Alexandria Charles... Daughter of Angella Holgate and Rawiston Charles... Majored in psychology... Consensus High School Player of the Year in 2006... Racked up 1,750 points, 1,224 rebounds, 440 assists and 432 blocks in three seasons at Christ The King... Awards in 2006 included Parade Magazine Player of the Year, Gatorade National Player of the Year, WBCA National Player of the Year, McDonald's Player of the Year, USA Today National Player of the Year and EA Sports National Player of the Year... Averaged 26.5 points, 14.8 rebounds, 5.5 assists, 5.2 blocks and 3.5 assists per game while leading Christ The King to a 30-0 record, a second straight state title, and a second straight No. 1 ranking in USA Today... As a junior in 2004-05, averaged 21.2 points, 13.8 rebounds and 6.2 blocks as Christ The King went 27-0, winning the state title while finishing No. 1 in the final USA Today poll... Charles led her junior varsity team to a 22-0 mark as a freshman... Off the court, Charles has earned great praise for her philanthropic endeavors... Has donated her entire WNBA salary to her Hopey's Heart foundation, which she founded in 2013 and has placed more than 260 AED's worldwide... She paid \$32,000 to underwrite the construction of a school in Mali that opened in May of 2012, purchased a shipment of athletic shoes from Nike for girls and boys who attend Saint Jago High School in Spanish Town, St. Catherine, Jamaica, and donated \$7,275 to the Wes Leonard Heart Foundation, an organization that raises money to buy Automatic External Defibrillators (AEDs) for schools in Michigan... Charles also donated for the purchase of five AEDs to schools in New York and recently committed to funding five four-year full secondary-school scholarships for girls in Africa through Connect To Learn, a global initiative dedicated to helping educate children in impoverished areas.



FORWARD

#0 MARISSA COLEMAN

10TH SEASON | MARYLAND '09 | PORTLAND, OR. | 6-1 | BORN JANUARY 4, 1987

YEAR-BY-YEAR AVERAGES

SEASON	TEAM	G	GS	MPG	FG%	3P%	FT%	OREB	DREB	RPG	APG	SPG	BPG	TO	PF	PPG
2009	WAS	28	0	18.8	34.0	36.3	75.6	0.8	1.9	2.7	0.8	0.7	0.3	1.2	1.6	6.1
2010	WAS	34	1	19.5	39.7	40.2	75.6	0.7	2.6	3.3	1.5	0.8	0.3	1.2	2.0	6.5
2011	WAS	34	28	27.0	38.5	36.8	67.6	1.4	3.5	4.8	1.4	0.7	0.4	1.5	2.4	8.6
2012	LAS	34	2	16.1	31.9	25.5	90.0	0.7	1.9	2.6	1.1	0.6	0.2	0.7	1.3	3.1
2013	LAS	34	3	17.5	43.0	40.0	63.6	0.9	2.0	2.9	1.0	0.7	0.1	0.9	1.3	4.6
2014	IND	34	32	24.0	39.1	38.1	81.7	0.8	2.5	3.3	1.1	0.7	0.3	1.1	2.0	8.9
2015	IND	34	34	24.8	38.4	33.6	74.7	1.0	2.6	3.5	1.6	1.2	0.2	1.8	1.9	10.4
2016	IND	32	21	24.4	34.6	26.8	75.3	0.7	2.6	3.3	2.0	0.9	0.2	1.7	2.1	8.3
2017	IND	34	23	18.7	32.7	32.2	83.3	0.2	1.8	2.0	1.0	0.2	0.1	1.1	1.2	4.9
Career		298	144	21.2	37.2	34.5	75.9	0.8	2.4	3.2	1.3	0.8	0.2	1.3	1.7	6.9

YEAR-BY-YEAR TOTALS

SEASON	TEAM	G	GS	MIN	FGM-A	3PM-A	FTM-A	OREB	DREB	REB	AST	STL	BLK	TO	PF	PTS
2009	WAS	28	0	525	54 - 159	29 - 80	34 - 45	22	54	76	22	20	9	34	44	171
2010	WAS	34	1	663	75 - 189	41 - 102	31 - 41	25	87	112	50	29	12	42	67	222
2011	WAS	34	28	918	107 - 278	53 - 144	25 - 37	46	118	164	47	24	14	54	80	292
2012	LAS	34	2	548	37 - 116	14 - 55	18 - 20	24	63	87	36	21	8	24	44	106
2013	LAS	34	3	595	58 - 135	20 - 50	21 - 33	32	68	100	34	24	5	31	43	157
2014	IND	34	32	815	106 - 271	43 - 113	49 - 60	28	84	112	37	27	11	40	68	304
2015	IND	34	34	842	127 - 331	42 - 125	59 - 79	33	87	120	54	42	10	63	65	355
2016	IND	32	21	781	85 - 246	33 - 123	64 - 85	23	82	105	63	29	9	56	67	267
2017	IND	34	23	636	55 - 168	28 - 87	30 - 36	8	61	69	34	10	5	39	41	168
Career		298	144	6324	704 - 1893	303 - 879	331 - 436	241	704	945	377	226	83	383	519	2042

PLAYOFF YEAR-BY-YEAR AVERAGES

SEASON	TEAM	G	GS	MPG	FG%	3P%	FT%	OREB	DREB	RPG	APG	SPG	BPG	TO	PF	PPG
2009	WAS	2	0	26.5	31.6	50.0	100	1.5	3.5	5.0	1.5	2.0	2.0	3.5	1.5	10.5
2010	WAS	2	0	25.0	40.0	30.0	80.0	1.0	3.0	4.0	1.0	1.0	0.0	0.5	3.0	13.5
2012	LAS	4	0	7.8	33.3	33.3	100	0.3	0.5	0.8	0.3	0.2	0.0	0.0	0.5	2.0
2013	LAS	3	0	16.8	27.3	0.0	66.7	0.3	1.0	1.3	1.0	1.3	0.3	1.6	0.3	3.3
2014	IND	5	5	22.9	41.0	33.3	50.0	1.0	2.2	3.2	0.0	1.0	0.0	1.0	2.4	8.2
2015	IND	11	11	29.0	40.3	41.2	70.0	0.5	1.9	2.5	0.9	1.0	0.3	0.9	2.1	11.9
2016	IND	1	1	28.7	44.4	40.0	100	0.0	2.0	2.0	1.0	1.0	0.0	1.0	6.0	13.0
Career		28	17	23.1	39.0	37.1	76.0	0.6	1.9	2.5	0.7	1.0	0.3	1.0	1.9	9.0

PLAYOFF YEAR-BY-YEAR TOTALS

SEASON	TEAM	G	GS	MIN	FGM-A	3PM-A	FTM-A	OREB	DREB	REB	AST	STL	BLK	TO	PF	PTS
2009	WAS	2	0	53	6 - 19	4 - 8	5 - 5	3	7	10	3	4	4	7	3	21
2010	WAS	2	0	50	8 - 20	3 - 10	8 - 10	2	6	8	2	2	0	1	6	27
2012	LAS	4	0	31	2 - 6	2 - 6	2 - 2	1	2	3	1	1	0	0	2	8
2013	LAS	3	0	50	3 - 11	0 - 4	4 - 6	1	3	4	3	4	1	5	1	10
2014	IND	5	5	115	16 - 39	7 - 21	2 - 4	5	11	16	0	5	0	5	12	41
2015	IND	11	11	319	48 - 119	21 - 51	14 - 20	6	21	27	10	12	4	10	23	131
2016	IND	1	1	29	4 - 9	2 - 5	3 - 3	0	2	2	1	1	0	1	6	13
Career		28	17	647	87 - 223	39 - 105	38 - 50	18	52	70	20	29	9	29	53	251



FORWARD

#0 MARISSA COLEMAN

10TH SEASON | MARYLAND '09 | PORTLAND, OR. | 6-1 | BORN JANUARY 4, 1987

	PTS	FGM	FGA	3FGM	3FGA	FTM	FTA	OREB	DREB	REB	AST	STL	TO	BLK	MIN
SEASON	12	5	9	2 (3x)	4 (2x)	2	2	3	3 (2x)	5	3	4	1 (4x)	1	32
	vs. DAL	vs. DAL	vs. MIN	last vs. PHO	last vs. PHO	@ CHI	@ CHI	vs. PHO	last vs. DAL	vs. PHO	@ CHI	last vs. DAL	last @ IND	vs. DAL	vs. DAL
	5/29/18	5/29/18	5/25/18	6/5/18	6/5/18	5/20/18	5/20/18	6/5/18	5/29/18	6/5/18	5/20/18	5/29/18	6/2/18	5/29/18	5/29/18
CAREER	33	12 (2x)	25	6 (2x)	11	12	13	4 (2x)	7 (3x)	9 (2x)	9 (2x)	6 (2x)	6 (2x)	2 (4x)	41
	@ ATL	last @ ATL	@ ATL	last @ PHO	@ CHI	@ CON	@ CON	last vs. LAS	last @ PHO	last @ PHO	last @ ATL	last @ CON	last @ ATL	last @ ATL	@ MIN
	6/02/12	6/02/12	6/02/16	5/27/13	9/11/13	8/05/14	8/05/14	8/13/17	7/9/17	7/9/17	7/2/17	8/14/15	6/02/12	7/2/17	8/11/13
PLAYOFFS	5	2	7	--	2	1	2	1 (2x)	2 (2x)	3 (2x)	5	2	1	--	25
	@ IND	@ IND	@ IND	--	@ IND	@ IND	@ IND	last vs. IND	last vs. IND	last vs. IND	vs. IND	@ IND	@ IND	--	@ IND
	8/21/14	8/21/14	8/21/14	--	8/21/14	8/21/14	8/21/14	8/23/14	8/23/14	8/23/14	8/23/14	8/21/14	8/21/14	--	8/21/14

2018 GAME-BY-GAME STATISTICS

PRESEASON

Opponent	Date	MIN	FGM	FGA	FG%	3PM	3PA	3P%	FTM	FTA	FT%	OR	DR	REB	AST	STL	BLK	TO	PF	PTS	+/-
vs. Dallas	5/7	6:33	6	12	.500	2	4	.500	0	0	-	0	2	2	0	1	0	1	0	14	2
vs. Los Angeles	5/8	28:54	5	10	.500	2	3	.667	2	2	1.0	3	1	4	3	0	1	1	1	14	17

REGULAR SEASON

at Chicago	5/20	23:08	2	8	0.250	2	3	0.667	2	2	1.000	1	3	4	3	2	0	1	2	8	-5
vs. Minnesota	5/25	25:27	4	9	0.444	0	3	0.000	0	0	0.000	1	0	1	1	0	0	1	1	8	1
vs. Dallas	5/29	32:09	5	7	0.714	2	4	0.500	0	0	0.000	1	3	4	2	4	1	1	1	12	-3
@ Indiana	6/2	27:28	1	5	0.200	0	1	0.000	0	0	0.000	0	2	2	1	0	0	1	2	2	-3
vs. Phoenix	6/5	21:25	3	5	0.600	2	4	0.500	0	0	0.000	3	2	5	2	0	0	0	1	8	-4



FORWARD

#0 MARISSA COLEMAN

10TH SEASON | MARYLAND '09 | PORTLAND, OR. | 6-1 | BORN JANUARY 4, 1987

CAREER TRANSACTIONS: Selected by the Washington Mystics in the First Round of the 2009 WNBA Draft, second overall selection... Traded to Los Angeles, February, 1 2012, in exchange for Noelle Quinn... Signed as a free agent by Indiana, March 29, 2014... Signed a contract extension with Indiana, September 14, 2016... Waived by Indiana April 25, 2018... Signed as a free agent by New York, May 1, 2018.

CAREER HIGHLIGHTS:

- Nine-year WNBA veteran and former No. 2 draft pick
- Eclipsed 2,000 career points during 2017 season
- 2015 WNBA All-Star
- Twice matched Fever playoff record with 5 3FGs during 2015 playoffs
- WNBA Finals in 2015 with Indiana

2017: Coleman averaged 4.9 points per game and reached double-figure scoring four times... she scored 19 points with five 3-pointers in a home win over defending champion Los Angeles, 5/24... she scored a season-high 20 points with a career-high six 3-pointers against Washington, 8/20... she became the 11th player to score 1,000 career points in Fever uniform at Chicago, 6/28, and eclipsed the 2,000-point mark of her career at Connecticut, 7/30.

PERSONAL: The daughter of Joni and Tony Coleman... she has a sister, Tonya, and a brother, Anthony... a lifelong resident of the Washington, D.C. area, she played at the University of Maryland following a prep career in the District... she was drafted by the Mystics and played her first two pro seasons in Washington... in November 2016, she opened a Mellow Mushroom pizza restaurant in nearby Roanoke, Va., with her former L.A. Sparks teammate Alana Beard... she chose Maryland over Duke, Connecticut, Tennessee and Florida... at St. John's College High School in the District of Columbia, she was a McDonald's and WBCA All-American, playing in both senior all-star games... she led all scorers with 19 points in the McDonald's game and was selected the East's MVP in the WBCA game... she also was a first team Parade All-American... Coleman was named first team All-USA by USA Today and was the Washington Post High School Player of the Year... she earned first team All-Met honors in her final two seasons... she was the 2004 and 2005 Washington D.C. Gatorade Player of the Year, leading the Cadets to a 59-9 record in her final two years... she led her squad to the Washington Catholic Athletic Conference title game every year, capturing the title in 2002 and 2004... she left the school with career records for points (2,057) and rebounds (1,750)... she averaged 21 points, 10 rebounds, three assists and two steals a game as a senior.



GUARD

#8 BRIA HARTLEY

5TH SEASON | CONNECTICUT '14 | NORTH BABYLON, N.Y. | 5-8 | BORN SEPTEMBER 30, 1992

YEAR-BY-YEAR AVERAGES

SEASON	TEAM	G	GS	MPG	FG%	3P%	FT%	OREB	DREB	RPG	APG	SPG	BPG	TO	PF	PPG
2014	WAS	34	29	27.1	38.0	32.7	78.0	0.6	1.6	2.1	3.1	0.7	0.0	2.5	1.8	9.7
2015	WAS	25	0	12.3	30.4	23.9	76.5	0.2	1.0	1.2	1.6	0.4	0.0	0.8	0.9	4.2
2016	WAS	24	5	16.9	37.6	36.2	80.0	0.4	1.6	2.0	2.3	0.4	0.0	1.4	1.8	6.5
2017	NYL	34	24	21.4	41.6	34.5	74.4	0.3	1.8	2.1	2.1	0.5	0.1	1.4	1.6	7.8
Career		117	58	20.2	37.9	32.7	77.5	0.4	1.5	1.9	2.3	0.6	0.0	1.6	1.6	7.3

YEAR-BY-YEAR TOTAL

SEASON	TEAM	G	GS	MIN	FGM-A	3PM-A	FTM-A	OREB	DREB	REB	AST	STL	BLK	TO	PF	PTS
2014	WAS	34	29	921	116 - 305	33 - 101	64 - 82	19	53	72	105	24	2	85	60	329
2015	WAS	25	0	306	34 - 112	11 - 46	26 - 34	4	26	30	41	12	1	21	23	105
2016	WAS	24	5	406	50 - 133	21 - 58	36 - 45	9	38	47	54	10	0	35	44	157
2017	NYL	34	24	727	99 - 238	38 - 110	29 - 39	10	61	71	70	19	5	49	55	265
Career		117	58	2361	299 - 788	103 - 315	155 - 200	42	178	220	270	65	8	190	182	856

PLAYOFF YEAR-BY-YEAR AVERAGES

SEASON	TEAM	G	GS	MPG	FG%	3P%	FT%	OREB	DREB	RPG	APG	SPG	BPG	TO	PF	PTS
2014	WAS	2	2	20.4	33.3	0.0	50.0	1.0	2.0	3.0	4.5	1.0	0.0	0.5	4.0	3.5
2015	WAS	1	0	6.0	0.0	0.0	0.0	0.0	1.0	1.0	1.0	0.0	0.0	0.0	1.0	0.0
2017	NYL	1	1	29.5	60.0	40.0	100	0.0	2.0	2.0	5.0	1.0	0.0	5.0	4.0	15.0
Career		4	3	19.1	42.9	25.0	66.7	0.5	1.8	2.3	3.8	0.8	0.0	1.5	3.3	5.5

PLAYOFF YEAR-BY-YEAR TOTALS

SEASON	TEAM	G	GS	MPG	FG%	3P%	FT%	OREB	DREB	RPG	APG	SPG	BPG	TO	PF	PTS
2014	WAS	2	2	41	3 - 9	0 - 2	1 - 2	2	4	6	9	2	0	1	8	7
2015	WAS	1	0	6	0 - 2	0 - 1	0 - 0	0	1	1	1	0	0	0	1	0
2017	NYL	1	1	29	6 - 10	2 - 5	1 - 1	0	2	2	5	1	0	5	4	15
Career		4	3	76	9 - 21	2 - 8	2 - 3	2	7	9	15	3	0	6	13	22



GUARD

#8 BRIA HARTLEY

5TH SEASON | CONNECTICUT '14 | NORTH BABYLON, N.Y. | 5-8 | BORN SEPTEMBER 30, 1992

	PTS	FGM	FGA	3FGM	3FGA	FTM	FTA	OREB	DREB	REB	AST	STL	TO	BLK	MIN
SEASON	18	7	13	4	8	1 (2x)	2 (2x)	3	2 (2x)	5	6 (2x)	2	3 (2x)		33
	vs. PHO	vs. PHO	vs. PHO	vs. PHO	vs. PHO	last @ IND	vs. PHO	@ IND	last @ IND	@ IND	last vs. DAL	vs. PHO	vs. PHO	--	vs. PHO
	6/5/18	6/5/18	6/5/18	6/5/18	6/5/18	6/2/18	6/5/18	6/2/18	6/2/18	6/2/18	5/29/18	6/5/18	6/5/18		6/5/18
CAREER	26	11	16	4 (3x)	8 (2x)	6 (3x)	8	3	5 (3x)	6 (2x)	7	4	5 (4x)	2	39 (2x)
	@ SEA	@ SEA	@ SEA	last vs. NY	last vs. PHO	last @ CT	@ CHI	vs. IND	last @ WAS	last @ CT	vs. LA	@ ATL	last @ CT	vs. DAL	last @ CT
	6/22/14	6/22/14	6/22/14	5/14/16	6/5/17	6/14/16	7/09/14	6/06/14	6/29/17	5/21/16	5/20/16	6/18/14	5/21/16	6/02/17	5/21/16
PLAYOFFS	15	6	10	2	5	1 (2x)	2	1 (2x)	2 (3x)	3 (2x)	5 (2x)	2	5		29
	vs. WAS	vs. WAS	vs. WAS	vs. WAS	vs. WAS	last vs. WAS	@ IND	last vs. IND	last vs. WAS	last vs. IND	last vs. WAS	@ IND	vs. WAS	--	vs. WAS
	9/10/17	9/10/17	9/10/17	9/10/17	9/10/17	9/10/17	8/21/14	8/23/14	9/10/17	8/23/14	9/10/17	8/21/14	9/10/17		9/10/17

2018 GAME-BY-GAME STATISTICS

PRESEASON

Opponent	Date	MIN	FGM	FGA	FG%	3PM	3PA	3P%	FTM	FTA	FT%	OR	DR	REB	AST	STL	BLK	TO	PF	PTS	+/-
vs. Dallas	5/7		NWT - Turkey																		
vs. Los Angeles	5/8		NWT - Turkey																		

REGULAR SEASON

at Chicago	5/20	31:33	3	10	0.300	1	3	0.333	1	2	0.500	1	2	3	6	0	0	1	1	8	-4
vs. Minnesota	5/25	22:38	2	10	0.200	0	2	0.000	0	0	0.000	1	1	2	3	1	0	0	3	4	-5
vs. Dallas	5/29	24:07	3	5	0.600	1	2	0.500	0	0	0.000	0	0	0	6	0	0	1	5	7	-6
@ Indiana	6/2	30:46	3	6	0.500	0	1	0.000	1	1	1.000	3	2	5	4	0	0	3	1	7	7
vs. Phoenix	6/5	33:33	7	13	0.538	4	8	0.500	0	2	0.000	2	1	3	5	2	0	3	1	18	-2



GUARD

#8 BRIA HARTLEY

5TH SEASON | CONNECTICUT '14 | NORTH BABYLON, N.Y. | 5-8 | BORN SEPTEMBER 30, 1992

CAREER TRANSACTIONS: Drafted No. 7 overall by the Seattle Storm in the 2014 WNBA Draft... Traded to the Washington Mystics on April 14, 2014... Traded to the New York Liberty on January 30, 2017 along with center Kia Vaughn in exchange for center Carolyn Swords... Re-signed with the Liberty as a restricted free agent on Feb. 9, 2018.

CAREER HIGHLIGHTS:

- Drafted in the 1st round, 7th overall by the Seattle Storm in 2014, and traded to the Washington Mystics on draft day.
- Named to the WNBA All-Rookie team in 2014
- Career .327 percent 3-point shooter, made a career-best 38 3-pointers in 2017, and shot a career-best .362 percent from three in 2016
- Averaged career-best 9.7 ppg and 3.1 apg during rookie season in 2014

2017: Appeared in all 34 games for the Liberty, making 24 starts... Averaged 7.8 ppg, 2.1 rpg and 2.1 apg... Finished the season ranked 22nd in the WNBA shooting .345 from 3-point range... Ranked 2nd on the Liberty with 38 made 3-pointers, the highest tally of her career... Averaged 10.8 ppg and scored in double figures 12 times over the final 17 games of the season, helping lead the Liberty to a 14-3 record over that stretch... Netted 15 points, including 2 3-pointers. Also had 5 assists and 2 rebounds in playoff game against Washington (9/10)... Scored 13 points, including 2 3-point shots. Grabbed 3 rebounds and handed out 2 assists in final regular-season game at Dallas (9/3)... Connected for 11 points, including a 3-point shot. Posted the highest +/- rating with 21 in a win over Chicago (8/27)... Against her former team, scored 10 points including a pair of 3-pointers. Grabbed 4 rebounds and handed out 3 assists in win over the Mystics (8/25)... Collected 12 points and 3 rebounds in road win over Indiana. Also put up 2 assists and 2 steals (8/23)... Dished out a season-high 6 assists. Managed 9 points, including 2 3-pointers, and 4 rebounds in win over Minnesota (8/20)... Hit a season-high 3 3-pointers to finish with 11 points, also posted 3 rebounds against Connecticut (8/18)... Matched a season-high 5 assists. Connected for 7 points in win over Los Angeles (8/13)... Reached 4-straight games in double figures, scoring 10 points with a couple of 3-pointers to go along with 2 assists in a win at Atlanta (8/11)... Managed 13 points to record her 3rd straight game scoring in double figures, her longest streak of the season, and longest such streak since 2014. Also had 3 rebounds and 2 assists against Indiana (8/8)... Scored 16 points, 1 shy of her season-high. Also had 3 rebounds and 3 assists at LA (8/4)... Matched her season-high with 17 points. Recorded a new season-high with 5 assists. Also managed 1 steal and 2 rebounds at San Antonio (8/1)... Matched her season-high with 17 points, going 3-of-3 from deep. Also managed 4 assists and 3 rebounds in win over Indiana (7/28)... Netted 10 points, including a pair of 3-pointers. Also had 3 rebounds against Connecticut (7/19)... Posted a team-high 15 points, including 3 3-pointers, to lead the Liberty in scoring for the 1st time. Was able to also collect 4 rebounds, 1 assist, 1 steal, and 1 block against Washington (7/16)... Finished with 5 points and also tied her career-high with 5 rebounds at Washington (6/29)... Scored double figures in back-to-back games for the 1st time this season. Finished with 13 points, shooting 5-of-7 from the floor. Also had a rebound, assist, and steal against Connecticut (6/23)... Scored a season-high 17 points, including a clutch erratic 3-pointer in OT at Dallas, eclipsing 10 points for the 3rd time over the previous 6 games (6/16)... Tied her season-high in scoring with 10 points, also tallied a season-high 3 steals against Seattle (6/11)... Finished the game with 10 points, a season-high, including a pair of 3-pointers against Dallas; also had 4 assists, 3 rebounds, and a career-best 2 blocks (6/2)... Had 3 assists and 4 rebounds in home opening win over San Antonio Stars (5/13).

PERSONAL: Born September 30, 1992... Parents are Dennis and Simone Hartley... Majored in communication sciences... Earned a Suffolk County Legislature proclamation for high academic achievement, community service and excellence in basketball... Son, Bryson Noah, born in January 2017.



GUARD

#5 KIA NURSE

1ST SEASON | CONNECTICUT '18 | HAMILTON, CANADA | 6-0 | BORN FEBRUARY 22, 1996

	PTS	FGM	FGA	3FGM	3FGA	FTM	FTA	OREB	DREB	REB	AST	STL	TO	BLK	MIN
SEASON	34	8	16	3 (2x)	8	15	16	3 (2x)	6	9	4	2 (2x)	4	1 (2x)	40
	@ IND	@ IND	@ IND	last @ IND	@ IND	@ IND	@ IND	last vs. PHO	@ IND	@ IND	@ IND	last @ IND	@ IND	last @ IND	@ IND
	6/2/18	6/2/18	6/2/18	6/2/18	6/2/18	6/2/18	6/2/18	6/5/18	6/2/18	6/2/18	6/2/18	6/2/18	6/2/18	6/2/18	6/2/18
CAREER	34	8	16	3 (2x)	8	15	16	3 (2x)	6	9	4	2 (2x)	4	1 (2x)	40
	@ IND	@ IND	@ IND	last @ IND	@ IND	@ IND	@ IND	last vs. PHO	@ IND	@ IND	@ IND	last @ IND	@ IND	last @ IND	@ IND
	6/2/18	6/2/18	6/2/18	6/2/18	6/2/18	6/2/18	6/2/18	6/5/18	6/2/18	6/2/18	6/2/18	6/2/18	6/2/18	6/2/18	6/2/18

2018 GAME-BY-GAME STATISTICS

PRESEASON

Opponent	Date	MIN	FGM	FGA	FG%	3PM	3PA	3P%	FTM	FTA	FT%	OR	DR	REB	AST	STL	BLK	TO	PF	PTS	+/-
vs. Dallas	5/7	6:34	2	6	.333	0	2	.000	6	7	.857	2	2	4	1	0	0	3	2	10	-1
vs. Los Angeles	5/8	23:13	7	13	.538	3	6	.500	2	4	.500	1	1	2	1	1	0	1	2	19	+2

REGULAR SEASON

at Chicago	5/20	28:43	5	10	0.500	2	6	0.333	5	5	1.000	1	1	2	3	2	0	1	1	17	8
vs. Minnesota	5/25	34:02	4	12	0.333	3	6	0.500	3	3	1.000	1	4	5	2	0	1	1	2	14	-8
vs. Dallas	5/29	20:30	4	10	0.400	1	4	0.250	2	2	1.000	0	1	1	1	1	0	3	4	11	14
@ Indiana	6/2	40:25	8	16	0.500	3	8	0.375	15	16	0.938	3	6	9	4	2	1	4	2	34	10
vs. Phoenix	6/5	22:58	2	7	0.286	0	4	0.000	1	1	1.000	3	0	3	2	0	0	1	1	5	-4



GUARD

#5 KIA NURSE

1ST SEASON | CONNECTICUT '18 | HAMILTON, CANADA | 6-0 | BORN FEBRUARY 22, 1996

CAREER TRANSACTIONS: Selected by the New York Liberty in the First Round of the 2018 WNBA Draft, 10th overall selection.

PERSONAL: Named the 2018 WBCA and American Athletic Conference Defensive Player of the Year ... finished her collegiate career with more than 1,600 points and 400 assists while adding 185 steals and 395 rebounds ... a two-time CoSIDA Third Team Academic All-American ... a 2017 American Athletic Conference Second Team honoree ... named to the 2016 American Athletic Conference Third Team... a 2015 American Athletic Conference Freshman of the Year ... selected to the 2015 American Athletic Conference All-Freshman Team... a two-time NCAA Champions (2015, 2016)... scored a career high 33 points versus DePaul on December 1, 2016 ... netted a career-high nine threes versus Syracuse on March 20, 2017... averaged double-figures in points three out of her four seasons with the Huskies... shot over 50-percent from the floor as a senior... shot over 40-percent from three in three out of her four seasons at UConn.



GUARD

#10 EPIPHANNY PRINCE

9TH SEASON | RUTGERS | BROOKLYN, N.Y. | 5-9 | BORN JAN. 11, 1988

YEAR-BY-YEAR AVERAGES

SEASON	TEAM	G	GS	MPG	FG%	3P%	FT%	OREB	DREB	RPG	APG	SPG	BPG	TO	PF	PPG
2010	CHI	34	2	19.6	.427	.338	.784	0.4	1.6	2.0	2.7	1.6	0.1	1.7	2.0	9.8
2011	CHI	34	27	29.4	.375	.373	.804	0.7	1.4	2.1	3.0	2.3	0.3	1.6	2.2	13.6
2012	CHI	26	25	30.0	.442	.407	.899	0.9	2.6	3.5	3.1	1.8	0.2	2.0	2.2	18.1
2013	CHI	31	31	30.0	.376	.396	.900	0.6	2.1	2.7	3.0	1.6	0.3	1.3	1.5	15.0
2014	CHI	26	24	32.3	.383	.327	.876	0.6	2.3	3.0	3.8	1.8	0.4	1.7	2.4	15.0
2015	NYL	24	23	28.6	.467	.356	.900	0.8	2.1	2.9	3.4	1.9	0.2	1.5	1.3	15.0
2016	NYL	6	0	13.9	.400	.364	1.000	0.2	1.3	1.5	0.7	0.3	0.0	0.3	1.3	5.2
2017	NYL	28	25	26.8	40.1	34.4	87.8	1.1	2.5	3.6	2.9	1.2	0.2	1.2	1.8	12.0
Career		209	157	27.4	40.7	37.0	86.4	0.7	2.0	2.7	3.0	1.8	0.2	1.6	1.9	13.7

YEAR-BY-YEAR TOTALS

SEASON	TEAM	G	GS	MIN	FGM-A	3PM-A	FTM-A	OREB	DREB	REB	AST	STL	BLK	TO	PF	PTS
2010	CHI	34	2	665	117 - 274	24 - 71	76 - 97	14	54	68	92	55	5	60	67	334
2011	CHI	34	27	1001	162 - 432	50 - 134	90 - 112	23	48	71	102	79	13	57	76	464
2012	CHI	26	25	780	157 - 355	59 - 145	98 - 109	24	67	91	80	47	7	52	58	471
2013	CHI	31	31	930	148 - 394	61 - 154	108 - 120	18	66	84	93	51	12	43	45	465
2014	CHI	26	24	840	123 - 321	32 - 98	113 - 129	16	61	77	100	49	11	45	62	391
2015	NYL	24	23	686	136 - 291	26 - 73	63 - 70	19	51	70	82	47	5	38	32	361
2016	NYL	6	0	83	10 - 25	4 - 11	7 - 7	1	8	9	4	2	0	2	8	31
2017	NYL	28	25	751	116 - 289	33 - 96	72 - 82	32	69	101	81	35	7	35	50	337
Career		209	157	5735	969 - 2381	289 - 782	627 - 726	147	424	571	634	365	60	332	398	2854

PLAYOFF YEAR-BY-YEAR AVERAGES

SEASON	TEAM	G	GS	MPG	FG%	3P%	FT%	OREB	DREB	RPG	APG	SPG	BPG	TO	PF	PPG
2013	CHI	2	2	33.5	.333	.286	1.000	0.0	1.5	1.5	0.5	1.5	0.0	0.0	3.0	14.5
2014	CHI	9	9	29.1	.296	.273	.800	1.0	2.4	3.4	2.1	1.5	0.7	1.4	2.7	9.2
2015	NYL	6	6	32.6	.359	.379	.750	0.7	2.2	2.8	3.0	1.1	0.3	1.8	1.7	13.2
2016	NYL	1	0	16.7	.500	.667	1.000	2.0	1.0	3.0	3.0	0.0	0.0	0.0	3.0	12.0
2017	NYL	1	1	34.6	44.4	28.6	100	0.0	5.0	5.0	2.0	1.0	0.0	2.0	1.0	12.0
Career		19	18	30.3	33.6	32.9	84.3	0.8	2.3	3.1	2.3	1.3	0.5	1.4	2.3	11.3

PLAYOFF YEAR-BY-YEAR TOTALS

SEASON	TEAM	G	GS	MIN	FGM-A	3PM-A	FTM-A	OREB	DREB	REB	AST	STL	BLK	TO	PF	PTS
2013	CHI	2	2	67	8 - 24	2 - 7	11 - 11	0	3	3	1	3	0	0	6	29
2014	CHI	9	9	262	29 - 98	9 - 33	16 - 20	9	22	31	19	14	7	13	24	83
2015	NYL	6	6	196	28 - 78	11 - 29	12 - 16	4	13	17	18	7	2	11	10	79
2016	NYL	1	0	17	4 - 8	2 - 3	2 - 2	2	1	3	3	0	0	0	3	12
2017	NYL	1	1	35	4 - 9	2 - 7	2 - 2	0	5	5	2	1	0	2	1	12
Career		19	18	575	73 - 217	26 - 79	43 - 51	15	44	59	43	25	9	26	44	215



GUARD

#10 EPIPHANNY PRINCE

9TH SEASON | RUTGERS | BROOKLYN, N.Y. | 5-9 | BORN JAN. 11, 1988

	PTS	FGM	FGA	3FGM	3FGA	FTM	FTA	OREB	DREB	REB	AST	STL	TO	BLK	MIN
SEASON															
CAREER	33	12 (2x)	25	6 (2x)	11	12	13	4 (2x)	7 (3x)	9 (2x)	9 (2x)	6 (2x)	6 (2x)	2 (4x)	41
	@ ATL	last @ ATL	@ ATL	last @ PHO	@ CHI	@ CON	@ CON	last vs. LAS	last @ PHO	last @ PHO	last @ ATL	last @ CON	last @ ATL	last @ ATL	@ MIN
	6/02/12	6/02/12	6/02/16	5/27/13	9/11/13	8/05/14	8/05/14	8/13/17	7/9/17	7/9/17	7/2/17	8/14/15	6/02/12	7/2/17	8/11/13
PLAYOFFS	26	11	16 (3x)	4	7 (2x)	7	7	3	5 (2x)	8	7	3 (3x)	4	3	44
	vs. WAS	vs. WAS	last vs. WAS	vs. IND	last vs. WAS	vs. IND	vs. IND	@ ATL	last vs. WAS	@ ATL	@ ATL	last @ PHO	vs. IND	@ IND	vs. WAS
	9/18/15	9/18/15	9/18/15	9/23/15	9/10/17	9/20/13	9/20/13	8/22/14	9/10/17	8/22/14	8/22/14	9/9/14	9/29/15	8/30/14	9/18/15

2018 GAME-BY-GAME STATISTICS

PRESEASON

Opponent	Date	MIN	FGM	FGA	FG%	3PM	3PA	3P%	FTM	FTA	FT%	OR	DR	REB	AST	STL	BLK	TO	PF	PTS	+/-
vs. Dallas	5/7																				
vs. Los Angeles	5/8																				

REGULAR SEASON

at Chicago	5/20																				
vs. Minnesota	5/25																				
vs. Dallas	5/29																				
@ Indiana	6/2																				
vs. Phoenix	6/3																				



GUARD

#10 EPIPHANNY PRINCE

9TH SEASON | RUTGERS | BROOKLYN, N.Y. | 5-9 | BORN JAN. 11, 1988

CAREER TRANSACTIONS: Selected by the Chicago Sky in the First Round of the 2010 WNBA Draft, seventh overall selection... Acquired from Chicago in exchange for Cappie Pondexter on Feb. 16, 2015.

CAREER HIGHLIGHTS:

- Second-Team All-WNBA selection in 2015
- Two-Time WNBA All-Star selection (2011, 2013)
- In 2011, led the WNBA in steals (79) and steals per game (2.3)
- Made at least 50 3-pointers in three of her five pro seasons
- Has 2,486 points over her six-year career
- Averaged double figures in scoring for five-straight seasons with a career-high of 18.1 ppg in 2012
- Named the Associated Press Comeback Player of the Year in 2017

2017: Appeared in 28 games, making 25 starts... Averaged 12.0 ppg, 3.6 rpg, 2.9 apg, and 1.3 spg... Led the Liberty in assists and steals and ranked 2nd in scoring... Finished the season ranked 15th in the WNBA in steals... Had 4 20-point games, with a season-high 24 in a win at Phoenix... Named the AP WNBA Comeback Player of the Year... Missed 6 games in June while competing for the Russian National Team in the 2017 EuroBasket Women Tournament in the Czech Republic... Named the WNBA Eastern Conference Player of the Week for the 5th time in her career on May 30... Connected on 2 3-pointers, finishing with 12 points. Also posted 5 rebounds and 2 assists against Washington (9/10)... Led all scorers with 20 points going 7-of-14 from the field. Posted 3 rebounds, 1 assist, and 1 block against Dallas (9/3)... Scored 16 points including 2 3-pointers, to lead the Liberty offensively in a win over San Antonio; marked her 5th straight game scoring in double figures, her longest streak of the season. Handed out 4 assists and collected 6 rebounds in 9th consecutive win (9/1)... Posted 11 points, 7 of which she scored within the first 4 minutes of the 3rd quarter. Also handed out 3 assists in 8th consecutive win, a victory over Chicago (8/27)... Recorded her 3rd 20-point game of the season. Knocked down a pair of 3-pointers and pulled down 4 rebounds in 7th consecutive win vs. Mystics (8/25)... Managed 11 points and 5 rebounds, shooting 3-of-4 from 3-point range, to propel Liberty to a road win against the Fever (8/23)... Finished with 15 points, including 2 3-point shots. Also managed 3 rebounds in home win over the Lynx (8/20)... Posted the highest +/- rating of all players with +18. Netted 18 points and grabbed 7 rebounds. Also had 5 assists in win over the Sparks (8/13)... Scored 12 points in win at Chicago, going 5-of-7 from the field. Also had 2 rebounds, 2 assists, and 1 steal (7/30)... Scored 19 points and went 8-of-15 from the floor. Managed 5 rebounds and tied her season-high of 4 steals against Minnesota (7/25)... Finished with 8 points and matched her career-high of 9 rebounds. Also dished out a team-high 4 assists at Phoenix (7/9)... Tallied 16 points, including a pair of 3-pointers. Also had 4 rebounds and 2 assists at Seattle (7/6)... Matched her career-high of 9 assists and had a season-high 2 blocks. Also scored 8 points in loss at Atlanta (7/2)... Scored 12 points and finished with a season-high 7 rebounds against Washington (6/29)... Saw action for the first time since May 30th. Scored 14 points, including a pair of 3-pointers. Also had a season-high 5 rebounds against Connecticut (6/23)... Scored 20+ points for the second time this season with 21 points, collected a season-high 4 steals -Liberty converted all of Prince's steals to points, also dished out 5 assists against LA (5/30)... Scored 19 points, dished out a season-high 7 assists, and pulled down a season-high 5 rebounds against Seattle (5/26)... Started for the 1st time since Sept. 29, 2015, scored the game-winning shot with 4.5 seconds left on the clock, netting a game-high 24 points and went 4-of-6 from deep against Phoenix; 1st time surpassing 20 points since Aug. 7, 2015 (5/23)... Collected 11 points, 2 assists, 2 steals, and 3 rebounds in season opening win over the San Antonio Stars (5/13).

PERSONAL: Epiphanny Prince is originally from Brooklyn, New York... She left Rutgers University a year early to play overseas... Prince holds the record for most points in a single high school basketball game with 113... Mother Kathy and Father Jerry were both in attendance at the 2010 WNBA Draft.



GUARD

#14 SUGAR RODGERS

6TH SEASON | GEORGETOWN '13 | SUFFOLK, VA. | 5-9 | BORN DEC. 8, 1989

YEAR-BY-YEAR AVERAGES

SEASON	TEAM	G	GS	MPG	FG%	3P%	FT%	OREB	DREB	RPG	APG	SPG	BPG	TO	PF	PPG
2013	MIN	28	0	7.6	.317	.313	.571	0.4	1.0	1.4	0.5	0.5	0.3	0.4	1.1	1.9
2014	NYL	34	0	16.6	.353	.289	.735	0.4	1.6	2.1	1.3	0.6	0.2	0.9	1.5	6.0
2015	NYL	33	5	18.7	.340	.320	.881	0.7	1.5	2.2	1.5	0.7	0.2	1.0	2.1	8.1
2016	NYL	33	33	30.5	.405	.413	.842	0.4	3.2	3.7	2.4	1.0	0.4	1.7	2.6	14.5
2017	NYL	33	15	25.6	.33.9	.34.2	.81.5	0.7	3.1	3.8	2.3	0.9	0.5	1.6	2.3	10.5
Career		161	53	20.2	36.1	35.3	82.0	0.5	2.1	2.7	1.6	0.8	0.3	1.2	2.0	8.4

YEAR-BY-YEAR TOTALS

SEASON	TEAM	G	GS	MIN	FGM-A	3PM-A	FTM-A	OREB	DREB	REB	AST	STL	BLK	TO	PF	PTS
2013	MIN	28	0	212	19 - 60	10 - 32	4 - 7	11	29	40	14	15	9	12	32	52
2014	NYL	34	0	564	72 - 204	24 - 83	36 - 49	14	56	70	44	23	10	33	52	204
2015	NYL	33	5	618	84 - 247	41 - 128	59 - 67	23	50	73	48	24	7	33	70	268
2016	NYL	33	33	1008	156 - 385	86 - 208	80 - 95	14	107	121	79	35	15	59	87	478
2017	NYL	33	15	844	120 - 354	63 - 184	44 - 54	23	103	126	77	30	17	53	76	347
Career		161	53	3246	451 - 1250	224 - 635	223 - 272	85	345	430	262	127	58	190	317	1349

PLAYOFF YEAR-BY-YEAR AVERAGES

SEASON	TEAM	G	GS	MPG	FG%	3P%	FT%	OREB	DREB	RPG	APG	SPG	BPG	TO	PF	PPG
2013	MIN	5	0	2.3	.250	.000	.500	0.2	0.0	0.2	0.0	0.0	0.0	0.0	0.6	0.6
2015	NYL	6	0	16.9	.372	.438	.875	0.8	0.8	1.7	2.5	1.0	0.3	1.5	1.7	8.8
2016	NYL	1	1	24.2	.444	.250	.667	0.0	2.0	2.0	3.0	0.0	0.0	0.0	2.0	11.0
2017	NYL	1	0	18.3	.37.5	.33.3	.0.0	0.0	3.0	3.0	3.0	1.0	0.0	2.0	2.0	8.0
Career		13	1	12.0	37.5	37.0	81.0	0.5	0.8	1.2	1.6	0.5	0.2	0.9	1.3	5.8

PLAYOFF YEAR-BY-YEAR TOTALS

SEASON	TEAM	G	GS	MIN	FGM-A	3PM-A	FTM-A	OREB	DREB	REB	AST	STL	BLK	TO	PF	PTS
2013	MIN	5	0	11	1 - 4	0 - 1	1 - 2	1	0	1	0	0	0	0	3	3
2015	NYL	6	0	102	16 - 43	7 - 16	14 - 16	5	5	10	15	6	2	9	10	53
2016	NYL	1	1	24	4 - 9	1 - 4	2 - 3	0	2	2	3	0	0	0	2	11
2016	NYL	1	0	18	3 - 8	2 - 6	0 - 0	0	3	3	3	1	0	2	2	8
Career		13	1	155	24 - 64	10 - 27	17 - 21	6	10	16	21	7	2	11	17	75



GUARD

#14 SUGAR RODGERS

6TH SEASON | GEORGETOWN '13 | SUFFOLK, VA. | 5-9 | BORN DEC. 8, 1989

	PTS	FGM	FGA	3FGM	3FGA	FTM	FTA	OREB	DREB	REB	AST	STL	TO	BLK	MIN
SEASON	6	2	7	2	5			1	5	6	2	2	2		27
	@ CHI	@ CHI	@ CHI	@ CHI	@ CHI	--	--	@ CHI	@ CHI	@ CHI	@ CHI	@ CHI	vs. PHO	--	@ CHI
	5/20/18	5/20/18	5/20/18	5/20/18	5/20/18			5/20/18	5/20/18	5/20/18	5/20/18	5/20/18	6/5/18		5/20/18
30	11	24	7	13	9 (2x)	10	4	7 (6x)	9	7	4 (5x)	5	3	45	
CAREER	@ MIN	@ MIN	@ MIN	@ MIN	@ MIN	last vs. SEA	vs. SEA	vs. CHI	last vs. CHI	vs. LA	vs. SEA	last vs. SEA	vs. LAS	vs. SEA	@ DAL
	6/29/16	6/29/16	6/29/15	6/29/16	6/29/15	6/11/17	6/11/17	7/14/17	8/27/17	5/21/16	7/6/16	6/11/17	5/30/17	6/11/17	6/16/17
PLAYOFFS	20	6	12	4	6 (2x)	10	10	2	3	3 (2x)	5	2 (2x)	3	1 (2x)	26
	vs. WAS	@ WAS	vs. IND	vs. IND	last vs. WAS	vs. WAS	vs. WAS	@ WAS	va. WAS	last vs. WAS	vs. IND	last vs. WAS	vs. IND	last vs. IND	vs. WAS
	9/22/15	9/20/15	9/23/15	9/23/15	9/10/17	9/22/15	9/22/15	9/20/15	9/10/17	9/10/17	9/23/15	9/22/15	9/29/15	9/29/15	9/22/15

2018 GAME-BY-GAME STATISTICS

PRESEASON

Opponent	Date	MIN	FGM	FGA	FG%	3PM	3PA	3P%	FTM	FTA	FT%	OR	DR	REB	AST	STL	BLK	TO	PF	PTS	+/-
vs. Dallas	5/7	8:20	3	7	.429	2	5	.400	0	0	-	0	2	2	3	1	0	2	3	8	8
vs. Los Angeles	5/8	17:23	2	6	.333	1	2	.500	0	0	-	0	1	1	1	0	0	1	2	5	2

REGULAR SEASON

at Chicago	5/20	26:57	2	7	0.286	2	5	0.400	0	0	0.000	1	5	6	2	2	0	0	6	6	-10
vs. Minnesota	5/25	DND - Left Knee Sprain																			
vs. Dallas	5/29	DND - Left Knee Sprain																			
@ Indiana	6/2	DND - Left Knee Sprain																			
vs. Phoenix	6/5	15:33	1	5	0.200	1	4	0.250	0	0	0.000	0	2	2	2	1	0	2	2	3	-6



GUARD

#14 SUGAR RODGERS

6TH SEASON | GEORGETOWN '13 | SUFFOLK, VA. | 5-9 | BORN DEC. 8, 1989

CAREER TRANSACTIONS: Selected by the Minnesota Lynx in the Second Round of the 2013 WNBA Draft, 14th overall selection... Acquired from Minnesota in exchange for the rights to swap 2015 third round draft picks on April 16, 2014.

CAREER HIGHLIGHTS:

- Selected in the 2nd Round of the 2013 Draft by Minnesota.
- Named a WNBA All-Star for the 1st time in her career, representing the Eastern Conference in 2017 in Seattle
- Named the WNBA Sixth Woman of the Year in 2017
- In 2016, ranked 14th in the WNBA in scoring, averaging 14.5 ppg, and finished 2nd with 86 made 3-pointers and 5th shooting .413 from 3-point range in 2016.
- Has 11-career 20+ point scoring performances, including one in the playoffs.
- Scored a career-high 30 points in overtime win at Minnesota on June 29, 2016, tying the Liberty single-game record with 7 3-pointers.
- Saw her scoring average improve over each of her first four seasons in the WNBA.
- Set a new Liberty single-season record for made 3-pointers in a single-season with 86 in 2016 (Old record was 78 – Shameka Christon in 2011).
- Finished 3rd in the 2016 Most Improved Player voting after seeing her scoring average increase from 8.1 ppg to 14.5 ppg year over year.
- Ranks 8th in New York Liberty history with 214 3-point field goals

2017: Appeared in 33 games making 15 starts... Averaged 10.5 ppg and a career-best 3.8 rpg... Led the Liberty with 63 3-pointers and shot 34.4 percent from 3-point range... Named a WNBA Eastern Conference All-Star for the 1st time in her career... Named the 2017 WNBA 6th Woman of the Year... Named the AP WNBA 6th Woman of the Year... Posted 8 points and 3 rebounds in playoff game against Washington (9/10)... Scored 7 points in home-win over Chicago. Posted a new season-high with 6 assists. Matched her season-high with 7 rebounds (8/27)... Put up a game-high 16 points all in the 1st half. Also collected a season-high 7 rebounds against Indiana (8/23)... Sunk 5 baskets, including 3 3-pointers for 13 points. Also pulled down 5 rebounds in win over Connecticut (8/18)... Nailed a pair of 3-pointer to reach double figures with 12 points, also recording 3 assists, in a road win over Atlanta (8/11)... Hit 4-3 pointers for the 2nd consecutive game. Finished with 16 points and 5 rebounds. Managed 3 assists 1 steal and 1 block against San Antonio (8/1)... Hit 4 3-pointers, her highest since June 16th, to finish with 14 points. Dished out 3 assists and managed 1 steal in win at Chicago (7/30)... Finished with 9 points and hit a pair of clutch free throws with 11.2 to play in the 4th quarter to seal a comeback win at Indiana (7/28)... Scored 8 points, including a pair of 3-point shots in win over Connecticut. Also had a season-high 7 rebounds and 1 assist (7/19)... Delivered 14 points, including 3 3-pointers from off the bench. Also managed a team-high 5 assists and 4 rebounds against Washington (7/16)... Scored 14 points and had 3 rebounds. Also has 3 steals and 2 assists against Phoenix (7/9)... Finished with 8 points, 4 rebounds, and 3 assists in a win at Seattle (7/6)... Scored all 11 points in the 4th quarter, 9 of which came from 3 consecutive 3-pointers. Also matched her season-high with 7 rebounds against Atlanta (7/2)... Finished with 13 points, including 3 3-pointers. Also pulled down 3 rebounds and dished out an assist against Connecticut (6/23)... Drained 5 3-pointers to finish with 19 points, and converted a pair of free-throws that gave Liberty the lead in OT at Dallas, also had 5 rebounds (6/16)... Scored 12 points with a pair of 3-pointers, all of which came from the second half, and also had 4 rebounds and 2 assists against Connecticut (6/14)... Tied her season-high in scoring with 21 points, going 9-of-10 from the free throw line, recorded a career-high 3 blocks, and a season-high 5 assists against Seattle (6/11)... In win over Atlanta Dream finished with 16 points, including 3 3-pointers and also had 5 rebounds (6/7)... Shot 3-of-5 from 3-point range to finish with 13 points and 3 assists against the Sparks (5/30)... Scored season-high 21 points, going 6-of-11 from deep, an also tied her career-high of 2 blocks against Seattle (5/26)... In win over Mercury, had 8 points and 2 blocks, 1 of which sealed the Liberty's win with 2 seconds to play (5/23)... Scored 19 of her game-high 20 points in the first half, hitting 4 3-pointers, and pulled down 7 rebounds against the Lynx (5/18)... Scored 7 points and pulled down 5 rebounds against the San Antonio Stars in season opener (5/13).

PERSONAL: Full name is Ta'Shauna Rodgers, but goes exclusively by "Sugar"... Born in Suffolk, Virginia... A McDonald's All-American who participated in the three-point competition placing second at the annual game... Three-time Tidewater Conference Player of the Year... Earned team MVP honors all four seasons at King's Fork High School... Virginia First Team All-State honoree... Won Southeastern District Regular Season and Tournament MVP awards her senior year... Four-time all-district selection... Nike Nationals MVP and 2007 AAU U-16 MVP playing for coach Boo Williams... Ranked 26th overall on HoopGurlz.com's top 100 ranking and fifth out of the shooting guards... Was the ninth-ranked player in the nation by slamonline.com and 20th by Mike Flynn's Blue Star Report... Scored 49 points in a game her senior season... Holds school records in career points, rebounds, assists and blocks.



CENTER

#41 KIAH STOKES

4TH SEASON | CONNECTICUT '15 | CEDAR RAPIDS, IOWA | 6-3 | BORN MARCH 30, 1993

YEAR-BY-YEAR AVERAGES																
SEASON	TEAM	G	GS	MPG	FG%	3P%	FT%	OREB	DREB	RPG	APG	SPG	BPG	TO	PF	PPG
2015	NYL	34	6	25.4	.547	.000	.688	1.8	4.7	6.4	0.8	0.7	1.9	1.0	2.2	5.8
2016	NYL	27	0	24.1	.641	.000	.627	2.3	5.1	7.4	0.7	0.6	1.4	1.1	2.9	6.9
2017	NYL	34	12	19.6	.53.1	0.0	.79.6	2.3	4.0	6.3	0.9	0.3	1.1	1.1	2.8	4.8
Career		95	18	22.9	57.1	0.0	70.2	2.1	4.6	6.7	0.8	0.6	1.5	1.1	2.6	5.8

YEAR-BY-YEAR TOTALS																
SEASON	TEAM	G	GS	MIN	FGM-A	3PM-A	FTM-A	OREB	DREB	REB	AST	STL	BLK	TO	PF	PTS
2015	NYL	34	6	862	82 - 150	0 - 2	33 - 48	60	159	219	26	24	67	37	76	197
2016	NYL	27	0	650	75 - 117	0 - 0	37 - 59	63	138	201	20	18	38	30	77	187
2017	NYL	34	12	666	60 - 113	0 - 1	43 - 54	77	137	214	30	12	39	40	94	163
Career		95	18	2178	217 - 380	0 - 3	113 - 161	200	434	634	76	54	144	107	247	547

PLAYOFF YEAR-BY-YEAR AVERAGES																
SEASON	TEAM	G	GS	MPG	FG%	3P%	FT%	OREB	DREB	RPG	APG	SPG	BPG	TO	PF	PTS
2015	NYL	6	0	26.2	.472	.000	.857	3.0	5.2	8.2	0.0	0.8	1.3	1.1	1.5	6.7
2016	NYL	1	0	10.2	.333	.000	.500	0.0	2.0	2.0	0.0	1.0	0.0	1.0	2.0	3.0
2017	NYL	1	0	16.3	.33.3	0.0	0.0	0.0	3.0	3.0	0.0	0.0	1.0	0.0	2.0	2.0
Career		8	0	23.0	45.2	0.0	77.8	2.3	4.5	6.8	0.0	0.8	1.1	1.0	1.6	5.6

PLAYOFF YEAR-BY-YEAR TOTALS																
SEASON	TEAM	G	GS	MPG	FG%	3P%	FT%	OREB	DREB	RPG	APG	SPG	BPG	TO	PF	PTS
2015	NYL	6	0	157	17 - 36	0 - 0	6 - 7	18	31	49	0	5	8	7	9	40
2016	NYL	1	0	10	1 - 3	0 - 0	1 - 2	0	2	2	0	1	0	1	2	3
2017	NYL	1	0	16	1 - 3	0 - 0	0 - 0	0	3	3	0	0	1	0	2	2
Career		8	0	184	19 - 42	0 - 0	7 - 9	18	36	54	0	6	9	8	13	45



CENTER

#41 KIAH STOKES

4TH SEASON | CONNECTICUT '15 | CEDAR RAPIDS, IOWA | 6-3 | BORN MARCH 30, 1993

	PTS	FGM	FGA	3FGM	3FGA	FTM	FTA	OREB	DREB	REB	AST	STL	TO	BLK	MIN
SEASON	4	2	3					3	9	12			2	1	16
	vs. MIN	vs. MIN	vs. MIN	--	--	--	--	@ IND	@ IND	@ IND	--	--	@ IND	vs. MIN	vs. MIN
	5/25/18	5/25/18	5/25/15					6/2/18	6/2/18	6/2/18			6/2/18	5/25/18	5/25/18
CAREER	23	6 (5x)	10		1 (3x)	11	12	7 (2x)	14	17	4 (2x)	4	5 (2x)	8	38
	vs. PHO	last vs. PHO	vs. PHO	--	last @ SEA	vs. PHO	vs. PHO	last @ PHO	vs. ATL	vs. ATL	last vs. SAS	vs. ATL	last @ IND	vs. CON	vs. ATL
	6/4/17	6/4/17	6/4/17		5/26/17	6/4/17	6/4/17	7/9/17	6/7/17	6/7/17	9/1/17	9/1/15	8/23/17	7/16/15	6/22/16
PLAYOFFS	21	9	11			3 (2x)	4	5	8 (2x)	13		1 (6x)	2 (3x)	3	30
	vs. IND	vs. IND	vs. IND	--	--	last vs. IND	vs. WAS	vs. WAS	last @ IND	vs. WAS	--	last vs. PHO	last vs. WAS	vs. IND	vs. WAS
	9/23/15	9/23/15	9/23/15			9/23/15	9/18/15	9/22/15	9/27/15	9/22/15		9/24/16	9/10/17	9/23/15	9/22/15

2018 GAME-BY-GAME STATISTICS

PRESEASON

Opponent	Date	MIN	FGM	FGA	FG%	3PM	3PA	3P%	FTM	FTA	FT%	OR	DR	REB	AST	STL	BLK	TO	PF	PTS	+/-
vs. Dallas	5/7		NWT - Left foot																		
vs. Los Angeles	5/8		NWT - Left foot																		

REGULAR SEASON

at Chicago	5/20	DND - Left foot																			
vs. Minnesota	5/25	16:37	2	3	0.667	0	0	0.000	0	0	0.000	2	0	2	0	0	1	0	1	4	7
vs. Dallas	5/29	16:04	1	1	1.000	0	0	0.000	0	0	0.000	2	4	6	0	0	0	0	3	2	-15
@ Indiana	6/2	25:46	1	2	0.500	0	0	0.000	0	0	0.000	3	9	12	0	0	0	2	5	2	-2
vs. Phoenix	6/5	DNP - Left foot																			



CENTER

#41 KIAH STOKES

4TH SEASON | CONNECTICUT '15 | CEDAR RAPIDS, IOWA | 6-3 | BORN MARCH 30, 1993

CAREER TRANSACTIONS: Selected by the New York Liberty in the First Round of the 2015 WNBA Draft, 11th overall selection.

CAREER HIGHLIGHTS:

- Named to the 2015 WNBA All-Rookie Team
- Named to the 2015 WNBA All-Defensive Second Team
- WNBA Rookie of the Month for August 2015
- Career-high and Liberty single-game record eight blocks against Connecticut on July 16
- Ranks 3rd in New York Liberty history with 144-career blocked shots
- Ranks 10th in New York Liberty history with 634-career rebounds
- Finished the 2016 season ranked 6th in the WNBA in blocks (1.4 bpg) and 7th in rebounds (7.4 rpg)

2017: Appeared in 34 games making 12 starts at center. . . Averaged 4.8 ppg, 6.3 rpg, and 1.2 bpg. . . Led the Liberty in blocked shots and ranked 2nd on the team in rebounding. . . Finished the season ranked 11th in the WNBA in blocks and 17th in rebounding. . . Collected 3 rebounds and 2 points against Washington in the WNBA Playoffs (9/10). . . Knocked down 2 points and grabbed 7 rebounds. Also managed 2 assists, 2 blocks, and 1 steal at Dallas (9/3). . . Went 3-4 from the floor to finish with 6 points in a win over San Antonio. Set a new season-high, and matched her career-high with 4 assists. Also matched season-high with 3 blocks (9/1). . . Finished with her 4th double-double of the season scoring 10 points and pulling down 10 rebounds. Achieved a new season-high with 2 steals in win over Chicago (8/27). . . Came off the bench to score 12 points, her 4th game in double figures of the season, going 5-6 from the field. Pulled down 4 rebounds against Indiana (8/8). . . Managed 10 points and 16 rebounds, 1 short of her career-high, to post her 3rd double-double of the season in win at Chicago. Also had 3 blocks and 1 steal to tie both of her season-highs (7/30). . . Scored 6 points, going 4-4 from the free-throw line. Pulled down double-digit rebounds with 10. Also had 2 blocks in win over Indiana (7/28). . . In her 23 minutes of play posted a 17 +/- rating. Scored 4 points, collected 6 rebounds, and blocked two shots (7/19). . . Posted double-digit rebounds with 10. Also scored 5 points and had 3 blocks against Washington (7/16). . . Collected double digit rebounds for the first time since she recorded her career-high. Finished with 12 rebounds and 2 points in Phoenix (7/9). . . Scored 4 points and grabbed 3 rebounds at Seattle (7/6). . . In win over Seattle Storm scored 8 points and had 6 rebounds, also matched a season-high with 3 blocks (6/11). . . Had a career-high 17 rebounds with 9 coming from the first quarter, and also finished with 7 points, 2 blocks, and 3 assists in a win over Atlanta (6/7). . . Smashed her previous career-high, finishing with 23 points in a win over the Mercury; shot 11-of-12 from the free-throw line, also had 14 rebounds, 1 shy of her career-high, and 2 blocks (6/4). . . Finished with a new career-high of 15 rebounds, with 7 on the offensive glass, and also tied career high of 13 points shooting 6-of-8 from the field in win against Dallas (6/2). . . Had 2 rebounds, 1 assist, and a blocked shot against the Sparks (5/30). . . Pulled down season-high 8 rebounds, swatted away 3 shots, and scored 2 points against Seattle (5/26). . . Grabbed 7 rebounds, 3 points, and 2 assists in first road game against Phoenix (5/23). . . Posted 6 points and 3 rebounds in game versus Minnesota (5/18). . . In season opening win over the Stars collected 4 rebounds, 2 assists, and 2 points (5/13).

PERSONAL: Born on March 30, 1993 . . . Mother Julie Saddler and father Greg Stokes . . . Father was an All-American basketball player at the University of Iowa, played for the Philadelphia 76ers and won gold with the 1983 USA Pan American Games Team. Psychology major . . . Averaged 25.0 points, 14.8 rebounds and 5.1 blocks per game in her final year at Linn-Mar High School . . . Named to the 2010 United State Women's Youth Olympic Games Team.



CENTER

#7 KIA VAUGHN

10TH SEASON | RUTGERS '09 | BRONX, N.Y. | 6-4 | BORN JANUARY 24, 1987

YEAR-BY-YEAR AVERAGES

SEASON	TEAM	G	GS	MPG	FG%	3P%	FT%	OREB	DREB	RPG	APG	SPG	BPG	TO	PF	PPG
2009	NYL	34	1	11.6	.493	.000	.500	1.0	1.6	2.6	0.2	0.1	0.0	0.9	1.7	4.8
2010	NYL	30	0	8.1	.348	1.00	.650	0.5	0.9	1.4	0.3	0.2	0.2	0.6	1.5	2.1
2011	NYL	34	34	28.1	.497	.000	.786	2.8	3.9	6.7	1.1	1.1	0.7	1.7	2.9	10.1
2012	NYL	31	17	22.9	.430	.000	.656	1.5	3.4	5.0	0.9	0.5	0.8	1.0	2.5	6.4
2013	WAS	34	15	20.0	.425	.000	.761	1.5	3.7	5.2	0.6	0.7	1.0	1.5	2.3	6.9
2014	WAS	33	33	24.1	.458	.000	.634	1.8	4.5	6.3	1.2	0.9	0.4	1.4	2.3	9.0
2015	WAS	20	1	17.8	.451	.000	.667	1.1	3.1	4.2	1.0	0.3	0.3	1.2	2.1	5.7
2016	WAS	34	4	19.8	.503	.000	.750	1.2	3.1	4.3	0.6	0.5	0.5	0.9	1.4	6.3
2017	NYL	28	22	19.6	.536	.000	.583	1.9	3.0	4.9	0.7	0.4	0.3	0.8	2.0	5.8
Career		278	127	19.3	.466	.167	.678	1.5	3.0	4.5	0.7	0.6	0.5	1.2	2.1	6.4

YEAR-BY-YEAR TOTALS

SEASON	TEAM	G	GS	MIN	FGM-A	3PM-A	FTM-A	OREB	DREB	REB	AST	STL	BLK	TO	PF	PTS
2009	NYL	34	1	396	73 - 148	0 - 2	17 - 34	35	53	88	8	6	3	32	57	163
2010	NYL	30	0	243	24 - 69	1 - 1	13 - 20	15	27	42	10	6	6	18	44	62
2011	NYL	34	34	955	149 - 300	0 - 0	44 - 56	96	131	227	39	40	25	61	97	342
2012	NYL	31	17	710	89 - 207	0 - 0	21 - 32	48	106	154	27	16	25	31	76	199
2013	WAS	34	15	680	99 - 233	0 - 1	35 - 46	50	126	176	22	24	37	52	78	233
2014	WAS	33	33	795	135 - 295	0 - 2	26 - 41	60	147	207	39	31	15	47	75	296
2015	WAS	20	1	355	46 - 102	0 - 0	22 - 33	22	62	84	20	7	7	25	41	114
2016	WAS	34	4	672	97 - 193	0 - 0	21 - 28	41	106	147	21	20	18	32	49	215
2017	NYL	28	22	549	74 - 138	0 - 0	14 - 24	54	83	137	20	12	11	23	55	162
Career		278	127	5356	786 - 1685	1 - 6	213 - 314	421	841	1262	206	162	147	321	572	1786

PLAYOFF YEAR-BY-YEAR AVERAGES

SEASON	TEAM	G	GS	MPG	FG%	3P%	FT%	OREB	DREB	RPG	APG	SPG	BPG	TO	PF	PTS
2010	NYL	5	0	15.6	.625	.000	.462	1.0	2.0	3.0	0.6	0.0	0.6	1.0	1.8	5.2
2011	NYL	3	3	26.0	.571	.000	.900	2.0	4.3	6.3	1.3	1.0	0.3	1.0	1.7	8.3
2012	NYL	2	0	22.5	.417	.000	1.00	3.0	5.5	8.5	1.0	0.0	0.5	1.5	2.5	5.5
2013	WAS	3	3	24.9	.462	.000	.000	0.7	4.3	5.0	0.7	0.6	0.6	1.3	3.0	8.0
2014	WAS	2	2	23.0	.300	.000	.500	1.5	3.5	5.0	0.5	0.5	0.0	2.0	3.5	3.5
2015	WAS	3	0	16.6	.538	.000	.833	1.3	3.0	4.3	0.3	0.0	0.0	0.6	1.3	6.3
2017	NYL	1	1	14.8	0.0	0.0	0.0	1.0	4.0	5.0	0.0	0.0	0.0	2.0	0.0	0.0
Career		10	3	20.1	54.8	0.0	66.7	1.7	3.4	5.1	0.9	0.3	0.5	1.1	1.9	6.2

PLAYOFF YEAR-BY-YEAR TOTALS

SEASON	TEAM	G	GS	MIN	FGM-A	3PM-A	FTM-A	OREB	DREB	REB	AST	STL	BLK	TO	PF	PTS
2010	NYL	5	0	78	10 - 16	0 - 0	6 - 13	5	10	15	3	0	3	5	9	26
2011	NYL	3	3	78	8 - 14	0 - 0	9 - 10	6	13	19	4	3	1	3	5	25
2012	NYL	2	0	45	5 - 12	0 - 0	1 - 1	6	11	17	2	0	1	3	5	11
2013	WAS	3	3	75	12 - 26	0 - 0	0 - 0	2	13	15	2	2	2	4	9	24
2014	WAS	2	2	46	3 - 10	0 - 0	1 - 2	3	7	10	1	1	0	4	7	7
2015	WAS	3	0	50	7 - 13	0 - 1	5 - 6	4	9	13	1	0	0	2	4	19
2017	NYL	1	1	15	0 - 2	0 - 0	0 - 0	1	4	5	0	0	0	2	0	0
Career		19	9	386	45 - 93	0 - 1	22 - 32	27	67	94	13	6	7	23	39	112



CENTER

#7 KIA VAUGHN

10TH SEASON | RUTGERS '09 | BRONX, N.Y. | 6-4 | BORN JANUARY 24, 1987

	PTS	FGM	FGA	3FGM	3FGA	FTM	FTA	OREB	DREB	REB	AST	STL	TO	BLK	MIN
SEASON	2 (2x) vs. PHO 6/5/18	1 (2x) vs. PHO 6/5/18	5 vs. PHO 6/5/18	--	--	--	--	1 (2x) last vs. PHO 6/5/18	4 vs. PH) 6/5/18	5 vs. PHO 6/5/18	--	2 vs. DAL 5/29/18	1 (2x) last @ IND 6/2/18	--	20 vs. PHO 6/2/18
CAREER	24 @ TUL 6/23/11	12 @ TUL 6/23/11	16 @ IND 8/8/14	1 @ CHI 6/8/10	1 (6x) last @ MIN 6/20/14	6 vs. CT 9/13/13	7 vs. IND 7/2/14	9 vs. ATL 6/24/12	11 vs. NY 9/15/13	13 @ MIN 6/20/14	6 @ NY 7/29/14	4 (2x) last vs. IND 6/6/14	6 @ CT 6/14/16	4 vs. DAL 5/18/16	38 @ SEA 6/22/14
PLAYOFFS	13 vs. IND 9/1/10	6 @ ATL 9/19/13	12 @ ATL 9/19/13	--	1 @ NY 9/18/15	6 vs. IND 9/17/11	6 (2x) last vs. IND 9/17/11	4 @ CT 9/27/12	7 (3x) last @ NY 9/22/15	9 (2x) last @ NY 9/22/15	3 vs. IND 9/17/11	3 vs. IND 9/17/11	3 (3x) last vs. IND 8/23/14	2 (2x) last @ ATL 9/19/13	27 (3x) last @ IND 8/21/14

2018 GAME-BY-GAME STATISTICS

PRESEASON

Opponent	Date	MIN	FGM	FGA	FG%	3PM	3PA	3P%	FTM	FTA	FT%	OR	DR	REB	AST	STL	BLK	TO	PF	PTS	+/-
vs. Dallas	5/7		NWT - Turkey																		
vs. Los Angeles	5/8		NWT - Turkey																		

REGULAR SEASON

at Chicago	5/20		NWT - Turkey																		
vs. Minnesota	5/20		NWT - Turkey																		
vs. Dallas	5/29	13:56	1	3	0.333	0	0	0.000	0	0	0.000	1	1	2	0	2	0	1	2	2	6
@ Indiana	6/2	9:05	0	0	0.000	0	0	0.000	0	0	0.000	0	1	1	0	0	0	1	0	0	5
vs. Phoenix	6/5	19:54	1	5	0.200	0	0	0.000	0	0	0.000	1	4	5	0	1	0	0	3	2	-8



CENTER

#7 KIA VAUGHN

10TH SEASON | RUTGERS '09 | BRONX, N.Y. | 6-4 | BORN JANUARY 24, 1987

CAREER TRANSACTIONS: Selected in the first round (8th overall) by the New York Liberty in the 2009 WNBA Draft... Acquired by the Washington Mystics in addition to a 2013 2nd Round Pick (No. 17 overall) in exchange for a 2013 1st Round Pick (7th overall)... Traded to the New York Liberty on January 30, 2017 along with guard Bria Hartley in exchange for center Carolyn Swords... Re-signed with the Liberty as an unrestricted free agent on Feb. 9, 2018.

CAREER HIGHLIGHTS:

- Drafted 8th Overall by the New York Liberty in 2009
- Career averages of 6.4 points and 4.5 rebounds per game
- Career highs of 10.1 ppg and 6.7 rpg with New York in 2011; led the Liberty in rebounding that season.
- Has appeared in the WNBA Playoffs in 7 of her 9 WNBA seasons, advancing to the Eastern Conference Finals with New York in 2010

2017: Appeared in 28 games, making 22 starts at center... Averaged 5.8 points and 4.9 rebounds per game... Ranked 3rd on the Liberty in rebounding... Grabbed 5 rebounds against Washington in the WNBA Playoffs (9/10)... Scored 11 points and collected 6 rebounds against Dallas (9/3)... Went 5-6 from the floor to collect 10 points. Grabbed 6 rebounds in win over San Antonio (9/1)... Managed a team-high 9 rebounds, recorded a steal and block in home win over Washington (8/25)... Finished with 4 points and 3 rebounds, all of which came on offensive end. Also had 2 assists and 2 steals in road win over Indiana (8/23)... Posted 6 points and 7 rebounds for the 2nd-consecutive game in a home win over Los Angeles (8/13)... Scored 6 points and was 2nd on the team with 7 rebounds in a road win over the Dream (8/11)... Shot 4-6 from the field to finish with 8 points at San Antonio. Grabbed 3 rebounds and matched her season-high with 2 assists (8/1)... Connected on 3 shots for 6 points and pulled down 6 rebounds against Indiana (7/28)... Scored 6 points and pulled down 7 rebounds against Washington (7/16)... Connected on 4-of-8 field goals to finish with 8 points. Pulled down 4 rebounds and dished out 2 assists against Chicago (7/14)... Scored 7 points and had 4 rebounds against Phoenix (7/9)... Finished with a season-high 13 points and 11 rebounds to post her first double-double since July 29, 2014, and first double-digit rebounding effort since Aug. 5, 2015 in a win at Seattle (7/6)... Scored a season-high 10 points and had 8 rebounds against Atlanta. Also tied season-high for assists and steals with 2 and 1 respectively (7/2)... Finished with a season-high 9 rebounds and 2 blocks. Also scored 6 points against Washington (6/29)... Saw her first action since May 30th. Finished with 4 points, 4 rebounds, and a season-high 2 assists against Connecticut (6/23)... Missed 6 games in June while competing for the Czech Republic National Team in the 2017 EuroBasket Women Tournament in the Czech Republic... Posted a season-high 9 points and 5 rebounds in a win against the Mercury (5/23)... Scored 7 points and grabbed 5 rebounds against Minnesota (5/18)... Scored 4 of her 7 points in the first quarter against the Stars, also grabbed 3 rebounds (5/13).

PERSONAL: Born and raised in the Bronx... Eldest daughter of Aja Ellington, has seven younger brothers... Has a dog named Prince... Walked past Madison Square Garden everyday on her way to high school at St. Michael's Academy in mid-town Manhattan... Pre-game ritual is to listen to her favorite singer, Beyonce on her iPod... Wears No. 15 because one of her younger brothers was born on December 15... Journalism major at Rutgers... Credits her exceptional foot skills to double-dutch jump roping... The most surprising fact about her is her fear of clowns... Began playing basketball in middle school by the influence of her mother... Was named the 2005 New



CENTER

#17 AMANDA ZAHUI B.

4TH SEASON | MINNESOTA | STOCKHOLM, SWEDEN. | 6-5 | BORN SEPT. 8, 1993

YEAR-BY-YEAR AVERAGES

SEASON	TEAM	G	GS	MPG	FG%	3P%	FT%	OREB	DREB	RPG	APG	SPG	BPG	TO	PF	PPG
2015	TUL	31	0	9.7	.361	.333	.750	0.8	1.6	2.4	0.3	0.2	0.6	0.6	1.9	3.4
2016	NYL	33	1	11.3	.449	.188	.787	1.3	1.9	3.2	0.4	0.3	0.6	1.1	2.1	5.0
2017	NYL	29	0	5.3	.400	.250	.750	0.3	0.8	1.1	0.3	0.1	0.2	0.5	1.2	2.2
Career		93	1	8.9	.407	.283	.774	0.8	1.4	2.3	0.3	0.3	0.5	0.8	1.7	3.6

YEAR-BY-YEAR TOTALS

SEASON	TEAM	G	GS	MIN	FGM-A	3PM-A	FTM-A	OREB	DREB	REB	AST	STL	BLK	TO	PF	PTS
2015	TUL	31	0	300	39-108	12-36	15-20	26	49	75	10	7	19	20	58	105
2016	NYL	33	1	374	57-127	3-16	48-61	42	62	104	12	11	22	37	69	165
2017	NYL	29	0	155	26-65	2-8	9-12	9	22	31	10	5	6	15	35	63
Career		93	1	829	122-300	17-60	72-93	77	133	210	32	23	47	72	162	333

PLAYOFF YEAR-BY-YEAR AVERAGES

SEASON	TEAM	G	GS	MPG	FG%	3P%	FT%	OREB	DREB	RPG	APG	SPG	BPG	TO	PF	PTS
2015	TUL	2	0	5.9	.000	.000	.000	.000	1.5	1.5	0.0	0.0	0.5	0.0	0.0	0.0
2016	NYL	1	0	6.4	1.000	.000	.000	1.0	1.0	2.0	0.0	0.0	0.0	0.0	1.0	2.0
2017	NYL	1	0	1.2	0.0	0.0	0.0	0.0	1.0	1.0	0.0	0.0	0.0	0.0	0.0	0.0
Career		4	0	4.8	25.0	0.0	0.0	0.3	1.3	1.5	0.0	0.0	0.3	0.0	0.3	0.5

PLAYOFF YEAR-BY-YEAR TOTALS

SEASON	TEAM	G	GS	MPG	FG%	3P%	FT%	OREB	DREB	RPG	APG	SPG	BPG	TO	PF	PTS
2015	TUL	2	0	12	0-3	0-3	0-0	0	3	3	0	0	1	0	0	0
2016	NYL	1	0	6	1-1	0-0	0-0	1	1	2	0	0	0	0	1	2
2017	NYL	1	0	1	0-0	0-0	0-0	0	1	1	0	0	0	0	0	0
Career		4	0	19	1-4	0-3	0-0	1	5	6	0	0	1	0	1	2


CAREER TRANSACTIONS: Selected second in the first round (second overall) by the Tulsa Shock in the 2015 WNBA Draft... Acquired from Dallas along with a 2017 second round pick in exchange for New York's first round draft pick in 2017.

CAREER HIGHLIGHTS:

- Drafted second overall by the Tulsa Shock in the 2015 WNBA Draft.
- Scored a career-high 17 points against Minnesota on June 29, 2016.
- Made her first-career start at Minnesota on June 29, 2016, and nearly recorded a double-double with 15 points and 9 rebounds
- Shot .333 percent from 3-point range during rookie season.
- Career-best five blocked shots against San Antonio on June 14, 2015.

2017: Appeared in 29 games for the Liberty... Averaged 2.2 ppg and 1.1 rpg... Came off the bench to score a season-high 8 points. Also managed a season-high 6 rebounds in win over Chicago (8/27)... Knocked down a bucket for 2 points and 1 rebound in win against Indiana (8/23)... Matched her season-high with 7 points. Set a new season-high with 4 rebounds at Los Angeles (8/4)... Finished with 5 points, 1 rebound, and 1 assist at San Antonio (8/1)... Scored 2 points and pulled down 2 rebounds against Washington (7/16)... Posted her first 3-pointer of the season against Chicago (7/14)... Finished with 2 points and 1 rebound against Washington (6/29)... Recorded a season-high 7 points off the bench; also had 2 blocks and 2 rebounds against Dallas (6/16)... Scored a season-high 6 points and had 1 block against Connecticut (6/14)... Against Seattle had 1 assist, 1 rebound, and 1 steal (6/11)... Tied her season-high in scoring with 4 points in win over Atlanta Dream and also recorded her 1st block of the season (6/7)... Played for 8 minutes and pulled down a season-high 2 rebounds against Phoenix (6/4)... Scored 2 points and had 1 rebound against Dallas (6/2)... Played for 2 minutes in game versus LA (5/30)... In first road game, had 1 rebound and 1 assist against Phoenix (5/23)... Scored 4 points in the second half of the game against the Stars, also had 2 rebounds (5/13).

PERSONAL: Born on Sept. 8, 1993, in Stockholm, Sweden... Daughter of Annsö and Alex Zahui Bazoukou... Has a younger brother named Aaron... Annsö lived in Spain and France before moving to Stockholm, and Alex lived in his native country, the Ivory Coast, before moving to Sweden to pursue a career... Amanda began playing basketball after first experimenting with tennis, field hockey, soccer and circus classes as a child... Moved into her own apartment at 15 years old to attend a school where her basketball development would be most benefited... 2012 graduate of Igelstavigens Gymnasium... Named Rookie of the Year (2010) and Center of the Year (2011, 2012) while playing in Sweden... Has played on Sweden's national team since she was 13 years old... Considered playing for the University of Washington and the University of Louisville but chose Minnesota because, "It just felt like home."... Plays video games, car games in particular, as a hobby... Would attend Martin Luther King Jr.'s "I Have a Dream" speech if she could go back in time.



CENTER

#17 AMANDA ZAHUI B.

4TH SEASON | MINNESOTA | STOCKHOLM, SWEDEN. | 6-5 | BORN SEPT. 8, 1993

	PTS	FGM	FGA	3FGM	3FGA	FTM	FTA	OREB	DREB	REB	AST	STL	TO	BLK	MIN
SEASON	15	6	10	1 (2x)	3 (2x)	2 (3x)	3	5	4 (2x)	8	1 (4x)	2	5	1 (2x)	22
	@ CHI	@ CHI	@ CHI	last vs. PHO	last vs. PHO	last vs. PHO	@ CHI	vs. PHO	last vs. MIN	vs. PHO	last vs. PHO	@ CHI	last vs. PHO	last @ IND	@ CHI
	5/20/18	5/20/18	5/20/18	6/5/18	6/5/18	6/5/18	5/20/18	6/5/18	5/25/18	6/5/18	6/5/18	5/20/18	6/5/18	6/2/18	5/20/18
CAREER	17	6 (4x)	12 (2x)	3	4	6	8	6	7	9 (3x)	4	2 (4x)	4	5	34
	@ MIN	last @ CHI	last @ WAS	vs. PHO	vs. PHO	vs. DAL	vs. ATL	vs. SEA	@ MIN	last @ WAS	vs. PHO	last @ MIN	@ WAS	@ SA	@ MIN
	6/29/16	5/20/18	7/20/16	9/13/15	9/13/15	5/15/16	7/13/16	9/7/16	6/29/16	7/20/16	9/13/15	6/29/16	6/29/17	6/14/15	6/29/16
PLAYOFFS	2	1	3		3			1	2	2 (2x)				1	7
	vs. PHO	vs. PHO	vs. PHO	--	vs. PHO	--	--	vs. PHO	@ PHO	last vs. PHO	--	--	--	@ PHO	@ PHO
	9/24/16	9/24/16	9/19/15		9/19/15			9/24/16	9/17/15	9/24/16				9/17/15	9/17/15

2018 GAME-BY-GAME STATISTICS

PRESEASON

Opponent	Date	MIN	FGM	FGA	FG%	3PM	3PA	3P%	FTM	FTA	FT%	OR	DR	REB	AST	STL	BLK	TO	PF	PTS	+/-
vs. Dallas	5/7		NWT																		
vs. Los Angeles	5/8		NWT																		

REGULAR SEASON

at Chicago	5/20	22:04	6	10	0.600	1	1	1.000	2	3	0.667	3	4	7	1	2	1	2	0	15	8
vs. Minnesota	5/25	14:16	1	5	0.200	0	3	0.000	2	2	1.000	1	4	5	1	0	0	1	3	4	-6
vs. Dallas	5/29	2:37	1	2	0.500	0	1	0.000	0	0	0.000	0	0	0	0	0	0	0	1	2	-5
@ Indiana	6/2	8:21	0	1	0.000	0	0	0.000	0	0	0.000	0	2	2	1	0	1	2	1	0	7
vs. Phoenix	6/5	15:54	3	6	0.500	1	3	0.333	2	2	1.000	5	3	8	1	0	0	5	4	9	7



GUARD

#1 SHAVONTE ZELLOUS

10TH SEASON | PITTSBURGH '09 | ORLANDO, FLA. | 5-10 | BORN AUG. 28, 1986

YEAR-BY-YEAR AVERAGES

SEASON	TEAM	G	GS	MPG	FG%	3P%	FT%	OREB	DREB	RPG	APG	SPG	BPG	TO	PF	PPG
2009	DET	34	4	23.6	.397	.306	.856	0.7	2.4	3.1	1.8	0.7	0.5	2.2	3.3	11.9
2010	TUL	4	1	16.8	.161	.100	.833	0.3	0.5	0.8	2.5	0.5	0.0	0.5	1.8	4.0
2010	IND	27	0	15.5	.362	.280	.747	0.5	1.6	2.1	1.3	0.4	0.5	1.2	2.0	5.9
2011	IND	33	2	14.0	.438	.265	.784	0.6	1.8	2.4	1.4	0.3	0.4	0.9	2.2	5.5
2012	IND	31	31	22.3	.369	.345	.770	0.9	1.8	2.7	1.7	0.7	0.4	1.3	2.3	7.5
2013	IND	29	29	31.3	.415	.348	.780	0.9	2.5	3.4	1.7	0.9	0.7	1.8	3.2	14.7
2014	IND	34	33	27.4	.411	.305	.784	0.6	2.1	2.8	2.1	0.7	0.4	1.6	2.9	11.0
2015	IND	23	1	22.2	.379	.241	.771	0.6	1.8	2.4	1.9	0.9	0.3	1.1	3.0	8.4
2016	NYL	33	1	23.3	.403	.192	.851	0.5	1.9	2.5	2.2	0.8	0.1	1.3	1.9	8.8
2017	NYL	34	34	29.1	.423	.333	.823	1.0	3.0	4.0	2.8	0.9	0.2	1.9	3.4	11.7
Career		282	136	23.2	.399	.304	.806	0.7	2.1	2.8	1.9	0.7	0.4	1.5	2.7	9.5

YEAR-BY-YEAR TOTALS

SEASON	TEAM	G	GS	MIN	FGM-A	3PM-A	FTM-A	OREB	DREB	REB	AST	STL	BLK	TO	PF	PTS
2009	DET	34	4	802	118 - 297	15 - 49	155 - 181	25	81	106	62	27	17	77	111	406
2010	TUL	4	1	67	5 - 31	1 - 10	5 - 6	1	2	3	10	2	0	2	7	16
2010	IND	27	0	418	47 - 130	7 - 25	59 - 79	14	42	56	35	12	16	33	55	160
2011	IND	33	2	463	57 - 130	9 - 34	58 - 74	21	59	80	45	12	15	32	74	181
2012	IND	31	31	692	79 - 214	19 - 55	57 - 74	27	57	84	54	23	15	43	71	234
2013	IND	29	29	908	146 - 352	39 - 112	96 - 123	27	73	100	48	27	21	54	93	427
2014	IND	34	33	931	131 - 319	25 - 82	87 - 111	22	72	94	71	24	16	55	100	374
2015	IND	23	1	511	61 - 161	7 - 29	64 - 83	13	42	55	43	22	8	27	68	193
2016	NYL	33	1	770	91 - 226	5 - 26	103 - 121	18	63	81	73	29	6	44	64	290
2017	NYL	34	34	991	123 - 291	16 - 48	135 - 164	33	103	136	95	29	8	65	115	397
Career		282	136	6553	858 - 2151	143 - 470	819 - 1016	201	594	795	536	207	122	432	758	2678

PLAYOFF YEAR-BY-YEAR AVERAGES

SEASON	TEAM	G	GS	MPG	FG%	3P%	FT%	OREB	DREB	RPG	APG	SPG	BPG	TO	PF	PPG
2009	DET	5	0	29.0	.353	.412	.852	1.6	3.4	5.0	2.8	1.2	0.6	1.4	3.0	15.6
2010	IND	3	0	10.3	.600	.000	.857	0.3	0.3	0.7	0.7	0.0	0.3	0.6	1.0	4.0
2011	IND	5	1	19.2	.429	.400	.600	0.6	2.0	2.6	1.4	0.4	0.6	1.2	2.8	8.6
2012	IND	10	5	27.9	.398	.267	.857	1.0	1.9	2.9	1.7	0.9	0.8	1.7	2.7	10.6
2013	IND	4	4	26.6	.447	.417	.923	1.0	2.8	3.8	2.0	0.2	0.5	0.0	3.0	12.8
2014	IND	5	5	35.5	.389	.292	.750	1.0	2.4	3.4	1.0	0.4	0.8	0.6	3.4	14.4
2015	IND	11	0	21.5	.438	.308	.800	0.5	1.8	2.4	1.9	0.7	0.5	1.2	2.6	7.6
2016	NYL	1	0	27.8	.444	.000	.500	1.0	2.0	3.0	1.0	1.0	0.0	0.0	1.0	10.0
2017	NYL	1	1	25.6	.143	.000	100	1.0	5.0	6.0	1.0	1.0	0.0	2.0	2.0	4.0
Career		45	16	25.0	.403	.321	.805	0.9	2.2	3.0	1.7	0.7	0.6	1.1	2.7	10.2

PLAYOFF YEAR-BY-YEAR TOTALS

SEASON	TEAM	G	GS	MIN	FGM-A	3PM-A	FTM-A	OREB	DREB	REB	AST	STL	BLK	TO	PF	PTS
2009	DET	5	0	145	24 - 68	7 - 17	23 - 27	8	17	25	14	6	3	7	15	78
2010	IND	3	0	31	3 - 5	0 - 1	6 - 7	1	1	2	2	0	1	2	3	12
2011	IND	5	1	96	15 - 35	4 - 10	9 - 15	3	10	13	7	2	3	6	14	43
2012	IND	10	5	279	37 - 93	8 - 30	24 - 28	10	19	29	17	9	8	17	27	106
2013	IND	4	4	107	17 - 38	5 - 12	12 - 13	4	11	15	8	1	2	0	12	51
2014	IND	5	5	178	28 - 72	7 - 24	9 - 12	5	12	17	5	2	4	3	17	72
2015	IND	11	0	237	32 - 73	4 - 13	16 - 20	6	20	26	21	8	6	14	29	84
2016	NYL	1	0	28	4 - 9	0 - 1	2 - 4	1	2	3	1	1	0	0	1	10
2017	NYL	1	1	26	1 - 7	0 - 1	2 - 2	1	5	6	1	1	0	2	2	4
Career		45	16	1125	161 - 400	35 - 109	103 - 128	39	97	136	76	30	27	51	120	460



GUARD

#1 SHAVONTE ZELLOUS

10TH SEASON | PITTSBURGH '09 | ORLANDO, FLA. | 5-10 | BORN AUG. 28, 1986

	PTS	FGM	FGA	3FGM	3FGA	FTM	FTA	OREB	DREB	REB	AST	STL	TO	BLK	MIN
SEASON	19	6	13	1	3	7	8 (2x)	1	6	6	9	1 (2x)	3	1	33
	vs. DAL	vs. DAL	vs. DAL	vs. DAL	vs. DAL	@ IND	last @ IND	@ IND	vs. DAL	vs. DAL	vs. DAL	last @ IND	@ IND	@ CHI	vs. DAL
	5/29/18	5/29/18	5/29/18	5/29/18	5/29/18	6/2/18	6/2/18	6/2/18	5/29/18	5/29/18	5/29/18	6/2/18	6/2/18	5/20/18	5/29/18
CAREER	33	12	20	6	8	17	19	4 (3x)	9	11	9	4 (2x)	7 (2x)	3 (5x)	40
	vs. TUL	vs. TUL	@ CHI	vs. PHO	vs. ATL	@ ATL	@ ATL	last vs. CHI	@ ATL	vs. CHI	vs. DAL	last @ SAS	last vs. ATL	last @ CHI	vs. TUL
	6/25/14	6/25/14	9/12/09	6/8/13	6/29/14	6/26/09	6/26/09	7/14/17	7/2/17	7/14/17	5/29/18	7/21/15	5/17/14	8/6/13	6/25/14
PLAYOFFS	30	10	21	3 (3x)	8	10	11	5	5 (3x)	9	8	3 (2x)	6	2 (5x)	45
	vs. MIN	vs. MIN	@ CHI	last vs. CHI	@ CHI	vs. IND	vs. IND	@ IND	last vs. WAS	@ IND	vs. CHI	last at CON	@ MIN	last @ MIN	@ CHI
	10/19/12	10/19/12	9/1/14	8/30/14	9/1/14	9/23/09	9/23/09	9/25/09	9/10/17	9/25/09	9/19/15	10/11/12	10/17/12	10/6/15	9/1/14

2018 GAME-BY-GAME STATISTICS

PRESEASON

Opponent	Date	MIN	FGM	FGA	FG%	3PM	3PA	3P%	FTM	FTA	FT%	OR	DR	REB	AST	STL	BLK	TO	PF	PTS	+/-
vs. Dallas	5/7	11:05	2	6	.333	0	1	.000	0	0	-	0	2	2	4	0	1	2	2	4	0
vs. Los Angeles	5/8				NWT																

REGULAR SEASON

at Chicago	5/20	17:59	0	4	0.000	0	2	0.000	0	0	0.000	0	3	3	1	0	1	0	3	0	-14
vs. Minnesota	5/25	20:59	2	8	0.250	0	2	0.000	5	8	0.625	0	4	4	2	0	0	0	5	9	-7
vs. Dallas	5/29	32:54	6	13	0.462	1	3	0.333	6	7	0.857	0	6	6	9	1	0	1	2	19	6
at Indiana	6/2	30:19	5	12	0.417	0	2	0.000	7	8	0.875	1	2	3	2	1	0	3	3	17	-5
vs. Phoenix	6/5	24:12	1	5	0.200	0	1	0.000	0	0	0.000	0	1	1	3	0	0	1	4	2	2



GUARD

#1 SHAVONTE ZELLOUS

10TH SEASON | PITTSBURGH '09 | ORLANDO, FLA. | 5-10 | BORN AUG. 28, 1986

CAREER TRANSACTIONS: Selected by the Detroit Shock in the First Round of the 2009 WNBA Draft, 11th overall selection... Traded to the Indiana Fever in exchange for a 2011 second round pick on May 27, 2010... Signed as a free agent with the New York Liberty on Feb. 1, 2016.

CAREER HIGHLIGHTS:

- Named the WNBA's Most Improved Player in 2013.
- Was an Eastern Conference All-Star in 2013.
- WNBA All-Rookie Team in 2009.
- Won a WNBA Championship with the Indiana Fever in 2012, played in the WNBA Finals again in 2015.
- Has reached the WNBA Playoffs in each of her nine seasons as a pro.
- Scored a career-high 33 points against Tulsa on June 25, 2014.
- Averaged career-highs in rebounding (4.0 rpg) and assists (2.8 apg) during 2017 season in New York.
- Posted her 1st-career double-double with 14 points and a career-high 11 rebounds vs. Chicago on July 14, 2017.

2017: Started all 34 games for the Liberty. . . Appeared in all 34 games for the 3rd time in her career and started every game for the 1st time. . . Averaged 11.7 ppg along with career-highs in rebounding (4.0 rpg) and assists (2.8 apg). . . Her 11.7 ppg was the 3rd highest scoring tally in her career. . . Grabbed 6 rebounds against Washington in the WNBA Playoffs (9/10). . . Contributed on both sides of the court with 18 points and 5 rebounds. Also had 2 assists in a home win over Washington (8/25). . . Hit a season-high 3 3-pointers to finish with 19 points. In win over Los Angeles also managed 6 rebounds (8/13). . . Recorded her 4th 20-point game of the season, leading the Liberty in scoring while shooting 8-of-9 from the line. Netted 10 of her game-high 20 points in the 1st quarter in the win at Atlanta (8/11). . . Posted 16 points and 8 rebounds in win over Indiana. Also managed 2 assists and 2 steals (8/8). . . Collected 11 points and 6 rebounds in win over Indiana. Also dished out team-high 5 assists, 1 shy of her career-high (7/28). . . Scored 16 points, going a perfect 11-of-11 from the free throw line. Also had 5 rebounds and 6 assists in Connecticut win (7/19). . . Posted a 25 +/- rating finishing with 11 points, 4 rebounds, and 4 assists. Also had 1 block in win over Washington (7/16). . . Recorded a career-high 11 rebounds to post the first double-double of her career with 14 points. Also dished out 3 assists and had a season-high 3 steals (7/14). . . Pulled down a career-high with 9 rebounds. Finished with 7 points against Atlanta (7/2). . . Led all scorers with 17 points. Finished with 7 rebounds and 2 assists against Washington (6/29). . . Scored in double figures for the 7th consecutive game. Finished with 18 points, including a season-high pair of 3-pointers against Connecticut (6/23). . . Led the team with a season-high 28 points, including a 15-foot jumper with .6 seconds to force overtime at Dallas; marked Zellous' 6th straight game in double figures, most consecutive since 2014. Also had 8 rebounds and a season-high 6 assists (6/16). . . Scored in double figures for the 5th time this season, finishing with 16 points, also had 2 rebounds and 2 assists against Connecticut (6/14). . . Finished with 16 points, including a key late 3-point shot, to score in double figures for a 4th-straight game, and had 2 rebounds and 2 assists in win over Seattle (6/11). . . Third-straight game scoring in double figures, finishing with 12 points in a win over Atlanta (6/7). . . Registered back-to-back 20-point games for the 1st time in her career, scoring 21 points against Phoenix, also dishing out a season-high 5 assists for the 2nd time this season, with 3 rebounds (6/4). . . Set a new season-high with 27 points, it was her 1st 20-point game as a member of the Liberty, also set a career-high with 8 rebounds in win over Dallas (6/2). . . Pulled down 7 rebounds for the 8th time in her career, also set a season-high with 5 assists and scored 4 points against the Sparks (5/30). . . In home opener against the San Antonio Stars scored 10 points, 6 of which came from the foul line, also had 4 assists and 1 rebound (5/13).

PERSONAL: The daughter of Tangelia Allen, she has one younger brother... She graduated prior to her senior season at Pittsburgh with a bachelor of science degree in administration of justice and pursued a second degree while completing her eligibility.

FINAL SCORE

Tuesday, May 29, 2018 Westchester County Center, White Plains, NY

Officials: #7 Billy Smith, #4 Sue Blauch, #11 Randy Richardson

Game Duration: 2:01

Attendance: 1516

VISITOR: Dallas Wings (2-3)

	POS	MIN	FG	FGA	3P	3PA	FT	FTA	OR	DR	TOT	A	PF	ST	TO	BS	+/-	PTS
6 Kayla Thornton	F	30:49	4	9	2	7	2	3	0	4	4	2	4	4	0	1	3	12
19 Kariema Christmas-Kelly	F	29:47	3	5	3	4	3	3	0	5	5	3	3	0	1	0	5	12
8 Liz Cabbage	C	34:10	10	17	0	2	8	12	6	10	16	4	4	0	6	1	11	28
4 Skylar Diggins-Smith	G	30:08	6	16	5	10	3	4	0	1	1	7	5	1	3	0	0	20
15 Alisha Gray	G	19:42	1	3	1	3	1	2	0	1	1	0	0	1	2	0	12	4
12 Saniya Chong		09:52	0	1	0	1	1	2	0	1	1	2	1	1	0	0	-5	1
3 Kaela Davis		22:30	1	4	0	1	0	0	0	3	3	0	2	0	4	0	-18	2
30 Azura Stevens		17:36	3	4	2	3	2	2	0	0	0	0	0	1	1	2	-20	10
22 Breanna Lewis		05:26	0	0	0	0	0	0	0	1	1	0	0	0	1	1	-13	0
25 Glory Johnson	NWT - Injury/Illness - Left Hamstring																	
5 Theresa Plaisance	DNP - Coach's decision																	
23 Aerial Powers	NWT - Injury/Illness - Left Quad																	
		200:00	28	59	13	31	20	28	6	26	32	18	20	8	19	4	-5	89
			47.5%		41.9%		71.4%		TM REB: 6		20		21		23 (21 PTS)			

HOME: NEW YORK LIBERTY (1-2)

	POS	MIN	FG	FGA	3P	3PA	FT	FTA	OR	DR	TOT	A	PF	ST	TO	BS	+/-	PTS
0 Marissa Coleman	F	32:09	5	7	2	4	0	0	1	3	4	2	1	4	1	1	-3	12
31 Tina Charles	F	37:23	13	23	3	5	5	7	2	8	10	3	1	3	6	0	10	34
41 Kiah Stokes	C	16:04	1	1	0	0	0	0	2	4	6	0	3	0	0	0	-15	2
1 Shavonte Zellous	G	32:54	6	13	1	3	6	7	0	6	6	9	2	1	1	0	6	19
8 Bria Hartley	G	24:07	3	5	1	2	0	0	0	0	0	6	5	0	1	0	-6	7
5 Kia Nurse		20:30	4	10	1	4	2	2	0	1	1	1	4	1	3	0	14	11
7 Kia Vaughn		13:55	1	3	0	0	0	0	1	1	2	0	2	2	1	0	6	2
17 Amanda Johnson		02:37	1	2	0	0	0	0	0	0	0	0	1	0	0	0	-5	2
9 Rebecca Allen		20:20	2	5	1	3	0	0	1	2	3	1	2	0	1	2	18	5
15 Brittany Boyd	DND - Injury/Illness - Left Achilles																	
10 Ephanny Prince	DND - Injury/Illness - Concussion																	
14 Sugar Rodgers	DND - Injury/Illness - Sore Left Knee																	
		200:00	36	69	9	22	13	16	7	25	32	22	21	11	14	3	5	94
			52.2%		40.9%		61.2%		TM REB: 5		20		21		14 (10 PTS)			

SCORE BY PERIOD

	1	2	3	4	FINAL
Wings	31	15	22	21	89
LIBERTY	14	23	22	35	94

Inactive: Wings -

Inactive: Liberty -

Points in the Paint: Wings 26 (14/26), LIBERTY 39 (19/31) Biggest Lead: Wings 17, LIBERTY 5

2nd Chance Points: Wings 10 (3/4), LIBERTY 6 (3/6) Lead Changes: 3

Fast Break Points: Wings 8 (3/4), LIBERTY 12 (5/7) Times Tied: 3

Technical fouls - Individual

Wings (1): Cabbage 5:05 2nd

LIBERTY (2): Boyd 5:39 2nd , Zellous 5:05 2nd

Technical fouls - Defensive Three Seconds

Wings (1): Cabbage 3:12 3rd

LIBERTY (2): Zellous 1:53 1st , Allen 3:41 4th

Copyright (c) 2018 NBA Properties, INC. All Rights Reserved

Saturday, June 2, 2018 Bankers Life Fieldhouse, Indianapolis, IN

Officials: #42 Roy Gulbeyan, #16 Isaac Barnett, #66 Katie Lukanich

FINAL SCORE

Game Duration: 2:14

Attendance: 5575

VISITOR: New York Liberty (2-2)

	POS	MIN	FG	FGA	3P	3PA	FT	FTA	OR	DR	TOT	A	PF	ST	TO	BS	+/-	PTS	
0 Marissa Coleman	F	27:27	1	5	0	1	0	0	0	2	2	1	2	0	1	0	-3	2	
31 Tina Charles	F	36:39	9	22	0	4	5	5	2	8	10	2	4	0	4	2	-1	23	
41 Kiah Stokes	C	25:47	1	2	0	0	0	3	9	12	0	5	0	2	0	-2	2		
1 Shavonte Zellous	G	30:19	5	12	0	2	7	8	1	2	3	2	3	1	3	0	-5	17	
8 Bri'a Hartley	G	30:46	3	6	0	1	1	1	3	2	5	4	1	0	3	0	7	7	
5 Kia Nurse		40:25	8	16	3	8	15	16	3	6	9	4	2	2	2	1	10	34	
7 Kia Vaughn		09:05	0	0	0	0	0	0	0	1	1	0	0	0	1	0	5	0	
9 Rebecca Allen		16:11	0	4	0	0	3	2	2	0	2	2	0	0	1	0	1	12	2
17 Amanda Zahui B		08:21	0	1	0	0	0	0	0	2	2	1	1	0	2	1	7	0	
15 Brittany Boyd	DND - Injury/Illness - Left Achilles																		
10 Epiphanny Prince	NWT - Injury/Illness - Concussion																		
14 Sugar Rodgers	DND - Injury/Illness - Left Knee																		
		225:00	27	68	3	19	30	32	12	34	46	14	18	4	20	5	6	87	
			39.7%			15.8%		93.8%											

HOME: INDIANA FEVER (0-6)

	POS	MIN	FG	FGA	3P	3PA	FT	FTA	OR	DR	TOT	A	PF	ST	TO	BS	+/-	PTS	
3 Tiffany Mitchell	F	31:45	5	9	0	0	0	0	4	4	3	4	2	1	0	7	10		
4 Candice Dupree	F	40:13	8	18	0	1	0	1	1	7	8	1	5	0	1	0	2	16	
11 Natalie Achonwa	C	21:04	2	4	0	0	4	6	2	3	5	2	0	1	1	0	-5	8	
0 Kelsey Mitchell	G	30:35	9	17	5	9	3	5	0	3	3	2	4	1	2	0	-8	26	
17 Erica Wheeler	G	31:23	4	12	1	3	5	6	1	3	4	7	5	0	0	-12	14		
1 Jazmon Gwathmey		09:47	0	2	0	1	0	0	0	1	1	0	2	0	0	0	-15	0	
8 Hind Ben Abdelkader		05:33	1	4	1	3	0	0	0	0	0	1	1	0	1	0	9	3	
35 Victoria Vivians		25:56	1	8	0	5	0	0	1	0	1	0	2	1	0	0	1	2	
40 Kayla Alexander		05:07	0	0	0	0	0	2	0	2	0	2	0	0	2	0	-7	0	
22 Erica McCall		18:47	1	3	0	1	0	0	2	1	3	0	4	1	0	1	-4	2	
23 Stephanie Mavunga		04:49	0	2	0	0	0	0	1	1	2	1	1	0	1	0	2	0	
42 Shenise Johnson	DND - Injury/Illness - ACL Rehab																		
		225:00	31	79	7	23	12	18	10	23	33	17	28	6	9	1	-6	81	
			39.2%			30.4%		66.7%											

SCORE BY PERIOD

	1	2	3	4	OT1	FINAL
Liberty	21	25	12	13	16	87
FEVER	19	10	23	19	16	81

Inactive: Liberty -

Inactive: Fever -

Points in the Paint: Liberty 34 (17/24), FEVER 22 (11/26)

Biggest Lead: Liberty 20, FEVER 7

2nd Chance Points: Liberty 14 (3/8), FEVER 7 (2/7)

Lead Changes: 7

Fast Break Points: Liberty 9 (3/4), FEVER 6 (2/5)

Times Tied: 7

Technical Fouls - Individual

Liberty (0): NONE

FEVER (1): Wheeler 0:51 3rd

Copyright (c) 2018 NBA Properties, INC. All Rights Reserved

WOMEN'S NATIONAL BASKETBALL ASSOCIATION

Tuesday, June 5, 2018 Madison Square Garden, New York, NY
Officials: #53 Jeff Smith, #34 Maj Forsberg, #45 Tom Mauer

OFFICIAL SCORER'S REPORT
FINAL BOX

Game Duration: 1:55
Attendance: 7215

VISITOR: Phoenix Mercury (5-3)

	POS	MIN	FG	FGA	3P	3PA	FT	FTA	OR	DR	TOT	A	P	ST	TO	BS	+	-	PTS		
24 DeWanna Bonner	F	33:25	5	10	3	6	5	6	0	3	3	3	1	2	2	0	0	18			
31 Shante Lundy	F	31:03	3	6	0	0	0	0	5	5	0	0	0	3	0	1	11	6			
42 Brittney Griner	C	37:20	12	17	1	2	1	2	4	6	0	2	2	2	3	7	26				
3 Diana Taurasi	G	34:32	5	14	1	9	10	10	0	3	3	8	2	1	3	0	16	21			
12 Briann January	G	30:44	0	1	0	1	0	0	1	1	2	4	0	0	0	3	0	2			
20 Camille Little		10:52	0	2	0	0	1	2	0	1	1	1	3	0	0	0	-5	1			
8 Stephanie Talbot		03:28	0	0	0	0	0	0	0	0	0	0	0	0	0	0	-9	0			
5 Lellani Mitchell		15:13	3	5	2	4	0	0	0	1	1	2	0	1	0	0	-2	8			
1 Marissa Coleman		00:45	0	0	0	0	0	0	0	0	0	0	0	0	0	0	-1	0			
6 Yvonne Turner		02:38	0	1	0	1	0	0	0	0	0	1	0	0	0	0	-1	0			
0 Angel Robinson		DNP - Coach's decision																			
		200:00	56	7	23	17	19	3	18	21	21	9	8	11	4	6	80				
			28%		30.4%		89.5%		TM REB: 8		TOT TO: 12	(11 PTS)									

HOME: NEW YORK LIBERTY (2-3)

	POS	MIN	FG	FGA	3P	3PA	FT	FTA	OR	DR	TOT	A	P	ST	TO	BS	+	-	PTS		
0 Marissa Coleman	F	21:25	3	5	2	4	0	0	3	2	5	2	1	0	0	0	-4	8			
31 Tina Charles	F	36:33	12	25	1	4	0	0	2	6	8	4	3	2	4	0	-3	25			
7 Kia Vaughn	C	19:54	1	5	0	0	0	0	1	4	5	0	3	1	0	0	-8	2			
1 Shavante Zellous	G	24:12	1	5	0	1	0	0	0	1	1	3	4	0	1	0	-2	2			
8 Bria Hartley	G	33:33	7	13	4	8	0	2	2	1	3	5	1	2	3	0	-2	16			
17 Amanda Zahui B		15:54	3	6	1	3	2	2	5	3	8	1	4	0	5	0	7	9			
5 Kia Nurse		22:58	2	7	0	4	1	1	1	3	0	3	2	1	0	1	-4	5			
9 Rebecca Allen		05:56	0	1	0	0	0	0	2	1	3	0	0	0	0	0	-7	0			
15 Brittany Boyd		04:02	1	3	0	0	0	0	1	0	1	0	0	0	1	0	-5	2			
14 Sugar Rodgers		15:33	1	5	1	4	0	0	0	2	2	2	2	1	2	0	-6	3			
10 Epiphanny Prince		DND - Injury/Illness - Concussion																			
41 Kiah Stokes		DND - Injury/Illness - Left Foot																			
		200:00	31	75	9	28	3	5	19	20	39	19	19	6	17	0	-6	74			
			41.3%		32.1%		60%		TM REB: 8		TOT TO: 17	(18 PTS)									

SCORE BY PERIOD

	1	2	3	4	FINAL
Mercury	21	22	14	23	80
LIBERTY	27	11	17	19	74

Inactive: Mercury -

Inactive: Liberty -

Points in the Paint: Mercury 28 (14/19), LIBERTY 38 (19/32) Biggest Lead: Mercury 8, LIBERTY 8

2nd Chance Points: Mercury 2 (1/3), LIBERTY 18 (7/19)

Fast Break Points: Mercury 5 (2/5), LIBERTY 0 (0/3)

Lead Changes: 17

Times Tied: 8

Technical Fouls - Individual

LIBERTY (1): Taurasi 7:43 4th

Technical Fouls - Defensive Three Seconds

Mercury (0): NONE

LIBERTY (1): Allen 9:29 2nd

AM New York

May 24, 2018

Kia Nurse, Liberty rookie, can make immediate impact on defense

The Connecticut alumna will make her home debut Friday against the visiting Minnesota Lynx in Westchester.

By Jeff Weisinger

In the one-game, second-round WNBA playoffs last year, Mystics guard Kristi Toliver dropped a game-high 32 points with a single-game record nine threes as Washington came back from behind to hand the New York Liberty their second-straight one-and-done in the postseason.

New head coach Katie Smith has emphasized defense with the Liberty this year and rookie guard Kia Nurse out of Connecticut is the one who's expected to bring that lockdown defense to the team in 2018.

"She knows how to play basketball," Smith said of the 10th overall pick Nurse from this year's WNBA Draft. "So, at the end of the day, she's just always going to give 100 percent and that's something you can really hang your hat on."

"My defense is still pretty solid. I'll take that," Nurse said. "But it's definitely a system that I think works well toward my strengths. I'm trying to do all those extra little things and then everything else just falls into place."

Nurse enters her rookie season with a lot of experience already behind her. She played for the storied UConn women's basketball program, where she was named the 2018 WBCA Defensive Player of the Year. She averaged 13.8 points, 3.5 rebounds and 2.8 assists along with total 44 steals during the 2017-18 season.

During the 2016 Summer Olympics, she averaged 11 points, including dropping 25 points against Serbia. The Olympic experience, along with her time at UConn, helped prepare her for the pros.

"I think it's helped in the confidence section of my life," Nurse said. "When you get to play in tournaments like the Olympics and play with older players from different teams I think it allows you to kind of come in here and understand, 'Hey, I've done this before. Have a confidence in yourself to put yourself out there, make mistakes and come out on top.'"

Nurse debuted in Sunday's 80-76 season-opening loss to the Chicago Sky, scoring 17 points in 29 minutes off the bench. She'll make her home debut for the Liberty on Friday against the Minnesota Lynx at the Westchester County Center in White Plains.

Coaching Change to Smith Could Benefit Liberty This Season

By Lenn Robbins

What if the Oklahoma City Thunder hadn't traded Victor Oladipo to the Indiana Pacers? Would we be talking about a player who is a finalist for the NBA's Most Improved Player award?

The same dynamics can occur for an entire franchise. Sometimes change is good.

The New York Liberty achieved some great success under former coach Bill Laimbeer. He posted a 91-78 record from 2013-17, including the best record in the Eastern Conference the last three seasons.

But the team lost in the second round of the playoffs the last two seasons. As last season came down the stretch, it wasn't uncommon to hear players talk about the challenges playing for a coach such as Laimbeer, who is caustic and as subtle as a heavy metal guitar riff.

Laimbeer bolted the Liberty after the season to take the head coaching position with the now Las Vegas Aces.

Enter Katie Smith, one of Laimbeer's assistants and one of the greatest players in WNBA history.

When the Liberty tip off their season Sunday at the Chicago Sky, Smith will make her head coaching debut. Despite playing for Laimbeer and learning the fine points of coaching from the former Detroit Pistons' Bad Boy, Smith will bring a more even-keeled persona to the first chair.

[Watch the Liberty's Season Opener Sunday at 7 PM on MSG+ and MSG GO. Download the App for Free]

"I always thought of myself as someone who leads by example and not a great talker," Smith said with a laugh. "I believe showing up every day and being consistent. There's no better way to prepare than doing the work every day in practice."

Smith has several advantages going into her rookie coaching season:

1. In Tina Charles, the Queens' Bee, the Liberty has one of the elite players in the league. Charles made a conscious decision last season to become more of a leader and she was the leading voice in the locker room.
2. Smith has a veteran staff led by Herb Williams, Barbara Farris and Teresa Weatherspoon, the point guard whisperer. Last season, Weatherspoon helped Manhattan's Epiphanny Prince return to elite form after suffering a torn ACL in 2015. She'll work with Brittany Boyd, who tore her Achilles tendon in the second game of last season.
3. There is no shortage of experience on this team. Six of the top players have at least five seasons of WNBA experience. Smith doesn't have to spoon feed this group.

"I'm going to be anxious Sunday night, no question," Smith acknowledged. "I hope I keep all the plays in my head because my job is to put the players in the best position to succeed. But I have a great staff, I have one of the great leaders in the league in Tina Charles and we all have the same purpose."

"Hopefully once the ball goes up I'm not thinking as much as reacting to what I see. You rely on your intuition, just as you did as a player. You watch the game and make your decisions."

Smith was known as a relentless, tenacious player. She was inducted into the Naismith Basketball Hall of Fame at this year's Final Four. She was a seven-time WNBA All-Star, a two-time WNBA champion and a three-time Olympic gold medalist.

But the way she played, a drill sergeant with a basketball, will be how she expects the Liberty to compete this season.

"You talk about Katie and that fierce competitor that she is, I think we're going to mirror that," said first-year Liberty player Marissa Coleman, a WNBA veteran who gives the team another frontcourt option. "That's the one thing we're going to do."

"We have a ton of talent on this team but if we compete night in and night out we'll have a very successful season."

The question that Liberty fans want to know is this: What constitutes a successful season? The Liberty went 22-12 last season. Most franchises would take that in a heart

beat. Not the Liberty.

The franchise is yearning for its first-ever WNBA title. Laimbeer got them to the playoffs only to have the season end with home playoff losses.

"We always want to win a championship every year," said guard Bria Hartley of Long Island.

"The last couple of years didn't end the way we wanted it to so we want to make sure this season ends really well."

Learn from the Leader: Katie Smith Talks About Becoming Liberty Head Coach

By Max Resatar

There are two full courts at the New York Liberty's practice facility in Tarrytown, NY. Katie Smith, the Liberty's new head coach, stands between them on the sideline, watching her squad go through a 5-on-5-on-5 drill. The Liberty's roster has been split into two teams and a group of college-level men's players make up the other five. They go back-and-forth in a fast paced drill, trying to score three points. Get a bucket, stay and sprint to the other side to try and get another. The losers of the drill have to run baseline-to-baseline.

A few moments later Smith stands on the court with a big smile on her face and lines up the losers. She blows her whistle and darts out of the way of an incoming sprinter, looking over at her assistant coaches and laughing.

Then she kicks everyone off the court and goes through a shell drill, walking the Liberty through one of their offensive sets. Fourth-year forward Rebecca Allen raises her hand and asks Smith to detail the play again.

"[Smith is] teaching it," Liberty assistant coach Teresa Weatherspoon says. "There's a difference in coaching and teaching. There's a huge difference. It's about stopping and talking about the small details so the kids can understand the proper angle to set screens, the proper way to have your feet, the movement, the timing. She's teaching that."

Smith, 43, has already locked up a spot in the Naismith Hall of Fame because of what she did as a player—two-time WNBA champion, 2008 Finals MVP, three-time Olympic Gold Medalist, seven-time All-Star. Now she's just a few days away from her first season as a head coach.

"Being a player is way easier than a coach," Smith says. "The time, it just never ends. Honestly, most of my career, I didn't want to coach. I literally said it, all the way up until four years left. And then Bill [Laimbeer] was like, 'Hey, you want to coach?' And I didn't have anything lined up."

Smith played her last pro season with the Liberty in 2013 and then transitioned right to the bench. It was only a matter of time before she was given the reins in New York.

"I wouldn't say I expected it but I had a good feeling that it was going to be somebody that we were familiar with," Liberty guard Brittany Boyd says with a grin. "Katie's been here since I came in. I was excited, you know, to get to play for Katie. It's a good experience to have a new head coach for the first time."

Smith says that she's been calling around to her former coaches learn as much as possible in an effort to put Boyd and the rest of her players in the best position to win.

She says that Brian Agler and Cheryl Reeve have been key during the offseason to helping her in all aspects of coaching, from writing practice plans to effectively teaching technique.

"What's also been special about the game is not just the playing. It truly is the relationships," she says, standing underneath one of the baskets at the practice facility. Two of her former teammates, Shavonte Zellous and Marissa Coleman, are to her left. Weatherspoon, dribbling around the gym, has played against her and coached with her for well over 20 years. The recently retired Swin Cash was intensely watching today's practice. She played on Team USA and two WNBA teams with Smith.

Boyd says Smith, with all of her knowledge and years of playing, is already a good coach. "She explains things, she's breaking stuff down. But she's also holding us all accountable for our mistakes. It doesn't matter who you are. If you make a mistake, she's going to put you on the line and run. I think we're learning from that," the fourth-year guard says.

But Smith is also known for constantly joking around. Practices are always light, with lots of laughs. Smith and Weatherspoon have spent the last few seasons working with the Liberty's guards and forwards before games start. Those pregame warmup sessions regularly feature trash talk, smirking and mock games of one-on-one.

"If they see that with us, it trickles to them," Weatherspoon says. "We walk in, it's about having fun, they're going to have fun. It's important."

"I think that breeds an environment of excitement," Smith says. "Because it is work, but we're also playing a game. You just don't want them to get so worried. You want to go out there and play a little bit."

The Liberty are gearing up for a big season. They've been the three seed in the playoffs for the past two years and they've been bounced out early in each of those post-season runs. One-time WNBA MVP Tina Charles is still in her prime and Smith has veterans like Zellous, Coleman, Epiphanny Prince, Kia Vaughn and Sugar Rodgers to help Boyd, Bria Hartley, Kiah Stokes and the rest of NY's young players.

"You go home and start thinking about it at night," Smith says. "Maybe I should pull up some new plays. Like, how can I help them? Your brain is just never off."

Smith, with the weight of the franchise on her shoulders, walks to the far baseline after a moment, right past Weatherspoon, who's forever dribbling.

AM New York
May 16, 2018

New York Liberty unconcerned with playoff woes entering 2018 season
By Jeff Weisinger

Last year, the New York Liberty won over 20 games, finished first in the Eastern Conference and made the playoffs for the third straight season. But, even after winning 10 straight games to end the regular season, they went one-and-done in the playoffs, again, this time losing 82-68 to the Washington Mystics.

Now, with a new head coach and a new primary home arena, the Liberty are looking toward an Eastern Conference title and their first WNBA Finals appearance since 2002.

"I don't think we talk about [the playoffs] because we're trying to build up every day in creating an environment where it's competitive," said Katie Smith, the Liberty's first-year head coach. A two-time WNBA champion and 2018 Hall of Fame inductee, she was the team's associate head coach under Bill Laimbeer for the last four years.

"Hopefully practice becomes harder than games, and we're demanding more of them, and they're going after each other and competing so that we can execute."

The Liberty return a solid core from last year, led by top-scorer Tina Charles and supported by reigning Sixth Woman of the Year Sugar Rodgers and two-time All-Star Epiphanny Prince. The veteran center Charles, a Queens native, averaged 19.7 points (third in the WNBA) while also averaging 9.4 rebounds (fourth) in 2017. She was named first team All-WNBA and first-team All-Defense last year as well for the fifth and second time in her career, respectively.

Joining Charles in Smith's defensive-minded Liberty is guard Kia Nurse, the team's first-round pick out of Connecticut and the 2017-18 WBCA Defensive Player of the Year. Along with her lockdown defense, Nurse has solid range from the perimeter. She averaged 13.5 points as a senior at UConn while shooting 44 percent from beyond the arc. She led the Liberty in scoring (14.5 ppg) in their two preseason games last week.

"There's a lot of learning going on, a lot of different transitions," Nurse said after practice Wednesday. "I think for me, personally, I want to just succeed in whatever role the team needs me to do."

The Liberty open their season at Chicago against the Sky on Sunday. The May 25 home opener against the Minnesota Lynx tops off at their new home, the Westchester County Center in White Plains.

New York Post
May 16, 2018

New Liberty coach's no-nonsense shtick gives hope for redemption
By Brian Lewis

Rookie coaches don't often get handed teams as good as the Liberty roster Katie Smith is inheriting.

They also don't usually face the pressure of getting a seasoned squad over the hump, or of erasing years of bad playoff karma and postseason choke jobs.

That's what Smith stepped into when she replaced Bill Laimbeer (now with the Las Vegas Aces) as coach of New York's WNBA squad.

Fortunately, Smith — who was named to the Naismith Hall of Fame in March and is the all-time leading scorer in women's pro basketball — is used to challenges.

"So far so good," said Smith, who was a Liberty assistant coach since 2014. "I thank Bill all the time. He allowed us to have a voice even as assistants and to be able to do a lot, so a lot of things we do now are very similar. The decision-making and some of those things will be different but a lot of it's very comfortable: We're playing basketball. . . . I enjoy it. We have a good time. We work hard. But there's going to be discipline about execution.

"It's enjoying what we do every day but also competing at the highest level. . . . [Laimbeer's advice] was just be yourself, don't be different than who you are. Other than that, it's decision-making. You'll have to make tough calls, but hopefully we're prepared. And we're going to work hard. We'll make mistakes and have to get back after it, but that's OK. We're going to be doing it the best we can."

The Liberty have done just fine in the regular season, 66-36 over the past three campaigns. But after falling in the Eastern Conference finals in 2015, they got first-round byes the past two seasons only to get upset in their opener each time.

So what's going to make this year any different?

"[We have to] get some guts, some heart," guard Shavonte Zellous, who is beginning her third Liberty season, said. "We relax and lose focus a little bit. This year we have to continue to stay at our peak. . . . That's what's going to get us over this year. . . . Having Katie leading us, it's going to be right. Having the leadership of Katie makes it easier. Her being our assistant for so long and [taking] the head-coaching position just makes it more fun.

"We're more loose, we're having a lot of fun, we believe in each other. . . . We're not trying to go through that again, one-and-done."

First-round pick Kia Nurse adds perimeter versatility to a stout defense, and Tina Charles is the unquestioned star, tied for third in the WNBA general managers' survey for MVP. But Smith, a former guard herself, is bringing in more ball movement.

"We're open now. It's more free," Zellous said. "It's going to be fun to watch. It's not going to be just stand and pass it in to Tina and watch Tina work. It's everybody getting involved, whether Tina gets it we're doing a lot of movement now. It's going to be fun to watch."

Smith is a stickler for details and discipline, obvious from watching Wednesday's media-day practice in Tarrytown, when she sometimes cut play off to correct mistakes.

"She is no nonsense at all," Kiah Stokes said. "If there's too many turnovers in a row, on the line; if people aren't talking on defense, on the line. It doesn't matter if it's starting five, last person off the bench, anybody, it doesn't matter who you are, she's going to hold you accountable and make sure you hold yourself accountable.

"Especially with Katie [as] head coach there's a new sense of 'all right, we're going to get things right, work hard, restart.' We've lost in the same place the last three years so we're sick of that. We want to go to the next level."

After three straight seasons atop the conference, Liberty aim for more
By Barbara Barker

Every few weeks, Shavonte Zellous would shoot off a message from across the globe, asking if the New York Liberty were still the New York Liberty.

Scattered across Europe in their various EuroLeague assignments, members of the team this offseason were at least united in the uncertain future of their WNBA team. Coming off a successful but still disappointing 2017 campaign, where they once again were the best team in the Eastern Conference only to fall in a single-elimination playoff game, the Liberty now too had to contend with news that the team in the process of being sold.

And though the sale hasn't happened, Madison Square Garden Company still is looking for a new owner, the company said. So the Liberty will move from the Garden to the Westchester County Center, which has a capacity of 5,000. The team will return to the Garden for two games, one in June and one in August.

"Every two weeks I think I was talking to [the coaching staff], like 'What's going on? Did you hear anything? Who's buying us? Are we staying the same?'" said Zellous, a nine-year WNBA veteran in her third season with the Liberty. "I think it was challenging, especially for most of us that were overseas in Europe, not knowing the possibility of whether we were staying in New York or we were leaving, going into a new city. I think having our core group back with me, Tina [Charles], Epiphanny [Prince], Sugar [Rodgers], Kia [Vaughn], it makes the transition a lot easier."

Whatever they feel about the uncertainty, everyone can agree that it's been one very strange, very eventful offseason. Longtime coach Bill Laimbeer left to head the Las Vegas Aces and associate head coach Katie Smith took his place. Frustration ran high after back-to-back years of single-elimination playoff losses, center Kiah Stokes said, adding they were "sick of that."

Despite finishing first in their conference for three years running, the Liberty continue to be something of an afterthought to the Minnesota Lynx and Los Angeles Sparks, both of whom were listed ahead of the Liberty in the Associated Press' preseason power rankings.

The proverbial chip on their shoulder is boulder-sized at this point.

"We've gotta get some guts, some heart," said Zellous, a guard. "We tend to relax and we tend to lose focus a little bit when other teams are at their peak, we're kinda going down. We've got to continue to stay at our peak no matter what part of the season we're in. That's what's going to get us over this year."

Despite a roster very similar to last year, the Liberty is different in integral ways. Defense always was a sticking point under Laimbeer, and that should continue to be a strength this season thanks to the addition of rookie Kia Nurse, the Liberty's first-round pick and the Women's Basketball Coaches Association defensive player of the year in her final season at the University of Connecticut. But Smith also is championing a very fluid, more run-and-gun offense. Charles, who averaged 19.7 points last year (third in the league), still will be a key, just not the only one.

"We're open now," Zellous said. "It's more free . . . It's going to be fun to watch, and it's not just going to be standing and passing it to Tina and watch Tina work."

The hope, Smith said, is to make sure "everybody is a threat."

"Everybody is a scorer," she said. "Everybody needs to be able to handle the basketball. Everybody needs to be involved, whether you're playing or not . . . We have some main threats that are going to carry the load . . . but we need everybody to have that scorer's mentality. They're ready at every moment to knock down big shots and make big plays."

And no matter what the future holds off the court, the Liberty wants to make sure that they control their own destiny on it. Part of that is going to be playing for the one or two seed in the playoffs, which could very well mean shocking a WNBA community that's very used to the Liberty being very good, but not quite good enough.

"We're just preparing and whatever happens, happens," Zellous said. "We still have to go out and perform [whether] the stands are empty or the stands are full."